



US00D552005S

(12) **United States Design Patent** (10) **Patent No.:** **US D552,005 S**
Cerullo et al. (45) **Date of Patent:** **** *Oct. 2, 2007**

(54) **WEARABLE BAND WITH FITTING FOR LOGO OR ADVERTISEMENT**

(76) Inventors: **Francis Thomas Cerullo**, 8 Phillips Rd., Branchville, NJ (US) 07826;
Nicholas Kincade Iovacchini, 128 Allen St.- Apt 14, New York, NY (US) 10002

(*) Notice: This patent is subject to a terminal disclaimer.

(**) Term: **14 Years**

(21) Appl. No.: **29/214,458**

(22) Filed: **Oct. 1, 2004**

(51) **LOC (8) Cl.** **11-01**

(52) **U.S. Cl.** **D11/4**

(58) **Field of Classification Search** D11/1-12, D11/16, 26-28, 34-43, 47, 75, 89-93; 63/1.1, 63/1.11-14.1, 20, 22, 23, 26-33; D9/252; D10/32; 40/21, 21 C, 633; 224/219
See application file for complete search history.

(56) **References Cited**

U.S. PATENT DOCUMENTS

D70,628 S * 7/1926 Schaffer D2/636

D462,632 S * 9/2002 Iovacchini D11/3
D475,194 S * 6/2003 Sikaras D3/207
D482,633 S * 11/2003 Highfill D11/3
D487,708 S * 3/2004 Strle D11/3
D509,765 S * 9/2005 Lishen D11/3

OTHER PUBLICATIONS

<http://www.hometeams.com/baorlebastwr.html> Jan. 13, 2006 (Note Top, Center image).*

* cited by examiner

Primary Examiner—Louis Zarfaz

Assistant Examiner—Michael Pratt

(74) *Attorney, Agent, or Firm*—Proskauer Rose LLP

(57) **CLAIM**

The ornamental design for a wearable band with fitting for logo or advertisement, as shown.

DESCRIPTION

FIG. 1 is a top plan view of a wearable band with fitting for logo or advertisement showing our new design;
FIG. 2 is a right side elevation view thereof; the opposite side being a mirror image,
FIG. 3 is a perspective view thereof; shown in use; and,
FIG. 4 is a perspective view thereof; in a flexible position.

1 Claim, 2 Drawing Sheets



FIG. 1

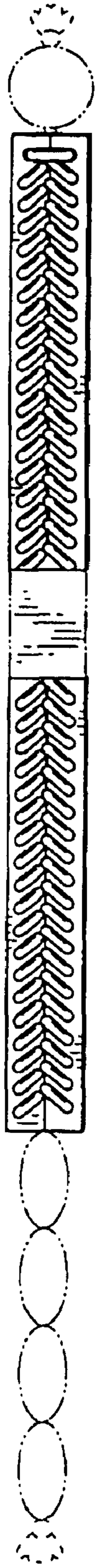


FIG. 2

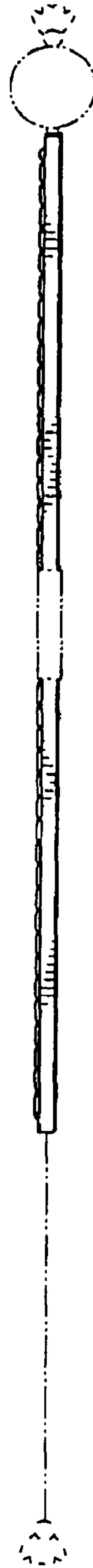


FIG. 3

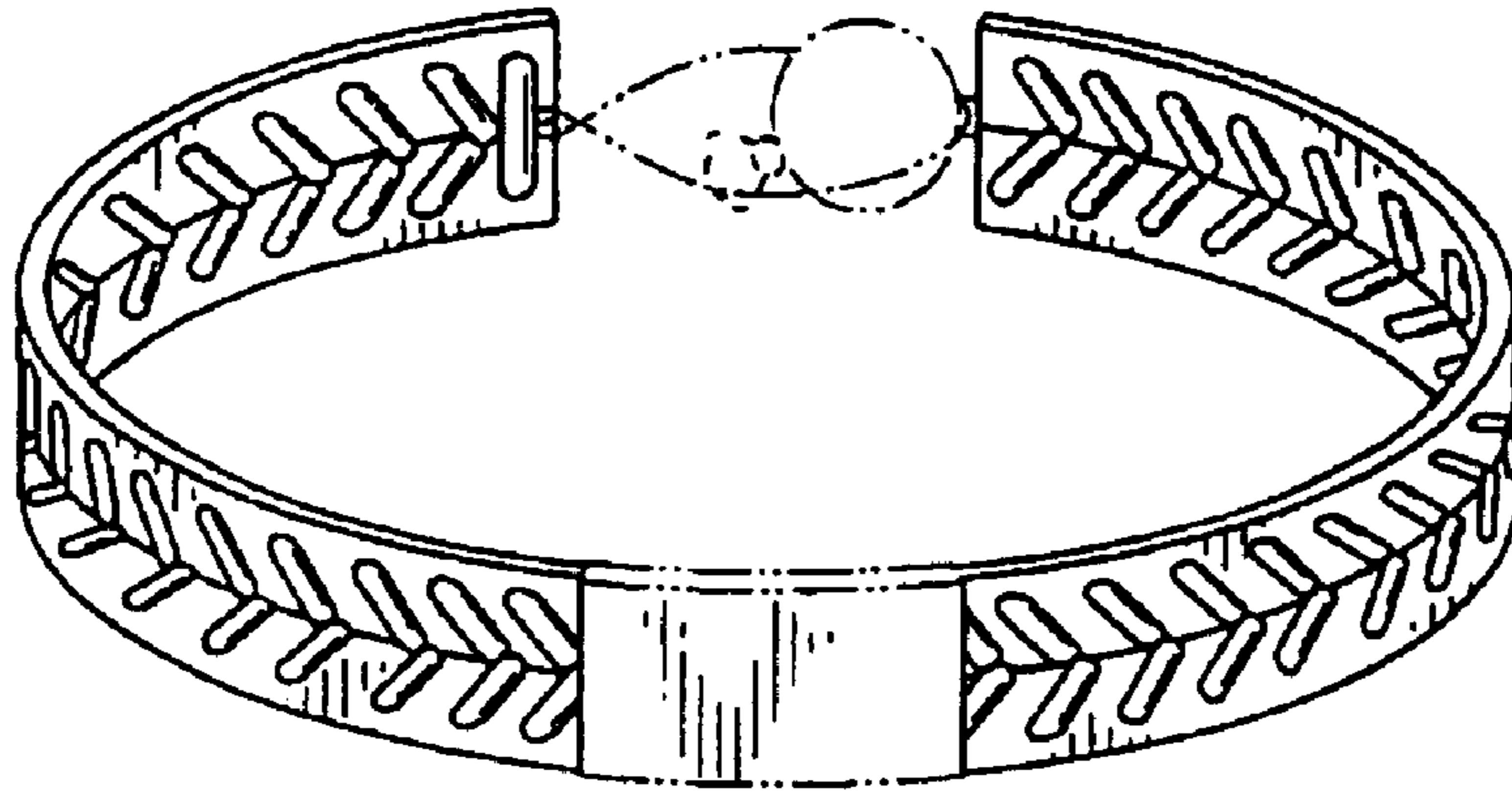


FIG. 4

