



US00D551991S

(12) **United States Design Patent**
Ohki

(10) **Patent No.:** **US D551,991 S**

(45) **Date of Patent:** **** Oct. 2, 2007**

(54) **WRIST WATCH CASE WITH BAND**

(75) Inventor: **Masafumi Ohki**, Fort Lee, NJ (US)

(73) Assignee: **Citizen Holdings Co., Ltd.** (JP)

(**) Term: **14 Years**

(21) Appl. No.: **29/269,553**

(22) Filed: **Dec. 4, 2006**

(51) **LOC (8) Cl.** **10-02**

(52) **U.S. Cl.** **D10/32**

(58) **Field of Classification Search** D10/30-39,
D10/122-132; D11/3, 4, 12, 15; 368/276,
368/281, 282, 285; 63/3, 3.1, 4, 5.1, 7; 224/164,
224/175, 179
See application file for complete search history.

(56) **References Cited**

U.S. PATENT DOCUMENTS

D387,677 S *	12/1997	Hanagata	D10/30
D387,686 S *	12/1997	Hanagata	D10/38
D395,404 S *	6/1998	Hanagata	D10/31
D402,565 S *	12/1998	Sato et al.	D10/32
D403,252 S *	12/1998	Hanagata	D10/38
D425,799 S *	5/2000	Hysek	D10/32

D436,045 S *	1/2001	Giardiello	D10/32
D443,214 S *	6/2001	Bodino	D10/32
D451,036 S *	11/2001	Zuckerman et al.	D10/32
D462,623 S *	9/2002	Fujihara	D10/30
D486,402 S *	2/2004	Shoubayashi	D10/30
D488,389 S *	4/2004	Moriai et al.	D10/30

* cited by examiner

Primary Examiner—Lucy Lieberman

(74) *Attorney, Agent, or Firm*—Banner & Witcoff, Ltd.

(57) **CLAIM**

The ornamental design for a wrist watch case with band, as shown and described.

DESCRIPTION

FIG. 1 is a perspective view,
FIG. 2 is a front elevational view thereof,
FIG. 3 is a rear elevational view thereof,
FIG. 4 is a right side elevation view thereof,
FIG. 5 is a left side elevation view thereof,
FIG. 6 is a top plan view thereof; and,
FIG. 7 is a bottom plan view thereof.

1 Claim, 3 Drawing Sheets



FIG. 1



FIG. 3



FIG. 2




FIG. 4




FIG. 5




FIG. 7



FIG. 6

