



US00D551986S

(12) **United States Design Patent** (10) **Patent No.:** **US D551,986 S**  
**Rubin et al.** (45) **Date of Patent:** **\*\* Oct. 2, 2007**

(54) **BOTTLE**

(75) Inventors: **Haley Rubin**, Stamford, CT (US);  
**Mary Sue Snyder**, White Plains, NY  
(US); **William G. Wyman**, Carmel, NY  
(US); **Samuel R. Wilson**, Tarpon  
Springs, FL (US); **James E. Burnett**,  
Apollo Beach, FL (US)

(73) Assignee: **PepsiCo, Inc.**, Purchase, NY (US)

(\*\*) Term: **14 Years**

(21) Appl. No.: **29/235,947**

(22) Filed: **Aug. 9, 2005**

(51) **LOC (8) Cl.** ..... **09-01**

(52) **U.S. Cl.** ..... **D9/552**

(58) **Field of Classification Search** ..... D9/682,  
D9/686, 688, 690-693, 504, 516, 529, 537-539,  
D9/549, 551, 556, 558, 565; 215/381-385,  
215/396, 398, 370-371, 378-379; 220/660,  
220/662, 669, 675

See application file for complete search history.

(56) **References Cited**

**U.S. PATENT DOCUMENTS**

D58,203 S	6/1921	Anderson	
D70,765 S *	8/1926	Jones	D9/556
D72,908 S	6/1927	Miller	
D115,155 S *	6/1939	D'addario	D9/552
D166,017 S	2/1952	Barq	
D178,917 S *	10/1956	England et al.	D9/539
D179,507 S *	1/1957	Barbiers	D9/537
D185,557 S *	6/1959	Nicholas	D9/550
D193,032 S *	6/1962	Waser	D9/500
D291,656 S *	9/1987	Bussell	D9/690
D305,984 S *	2/1990	Alberghini et al.	D9/500
D347,172 S *	5/1994	Heynen et al.	D9/775
5,593,056 A *	1/1997	Mero et al.	215/382
D395,002 S	6/1998	Monahan	

D408,289 S *	4/1999	Swette et al.	D9/539
D410,390 S *	6/1999	Marriage	D9/658
D421,910 S	3/2000	Warner et al.	
D426,163 S *	6/2000	Safadi et al.	D9/538
D434,662 S	12/2000	Colonna	
D434,985 S	12/2000	Colonna	
6,213,326 B1 *	4/2001	Denner et al.	215/383
6,308,846 B1	10/2001	Muller	
D486,391 S	2/2004	Lux et al.	
D492,601 S *	7/2004	Ogata et al.	D9/775
D518,382 S *	4/2006	McGuinness	D9/504
D536,616 S *	2/2007	Rubin et al.	D9/500
2004/0112904 A1	6/2004	Kurs	

\* cited by examiner

*Primary Examiner*—Carol Rademaker

(74) *Attorney, Agent, or Firm*—Banner & Witcoff, Ltd.

(57) **CLAIM**

The ornamental design for a bottle, as shown and described.

**DESCRIPTION**

FIG. 1 is a top, front, and right side perspective view of a first Embodiment of the bottle embodying the new design;

FIG. 2 is a front elevational view thereof;

FIG. 3 is a left side elevational view thereof;

FIG. 4 is a rear elevational view thereof;

FIG. 5 is a right side elevational view thereof;

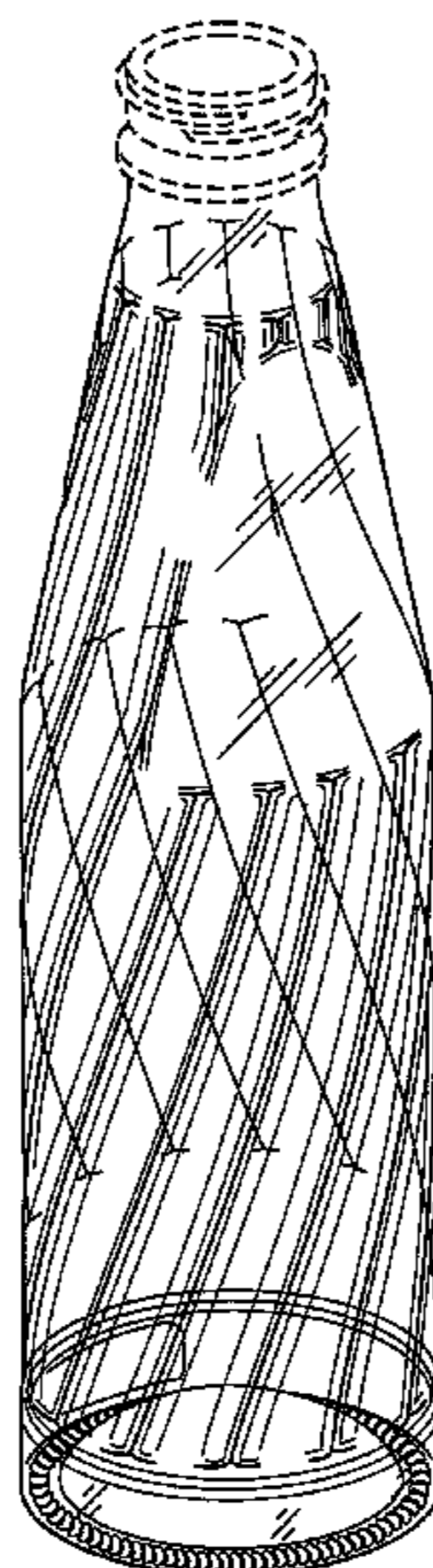
FIG. 6 is a top plan thereof;

FIG. 7 is a bottom plan view thereof; and,


FIG. 8 is a top, front, and right side perspective view of a second embodiment of the bottle embodying the new design, all views being identical to those of Embodiment 1 except that the unclaimed pour spout is now included as a part of the claimed design.

The broken lines shown in FIGS. 1-6 are for illustrative purposes only and form no part of the claimed design.

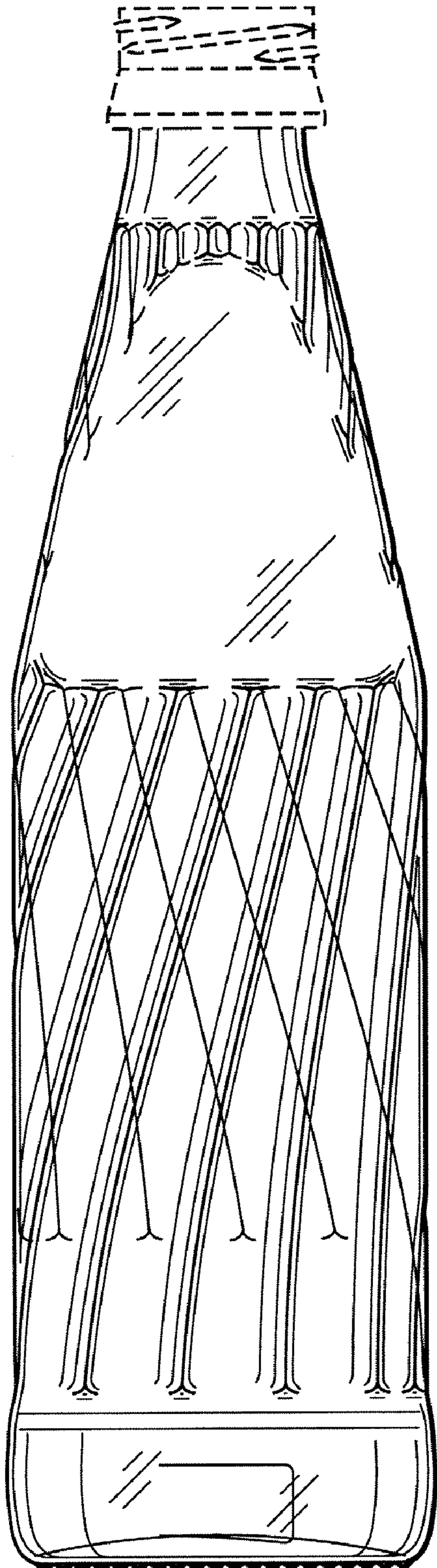
**1 Claim, 4 Drawing Sheets**



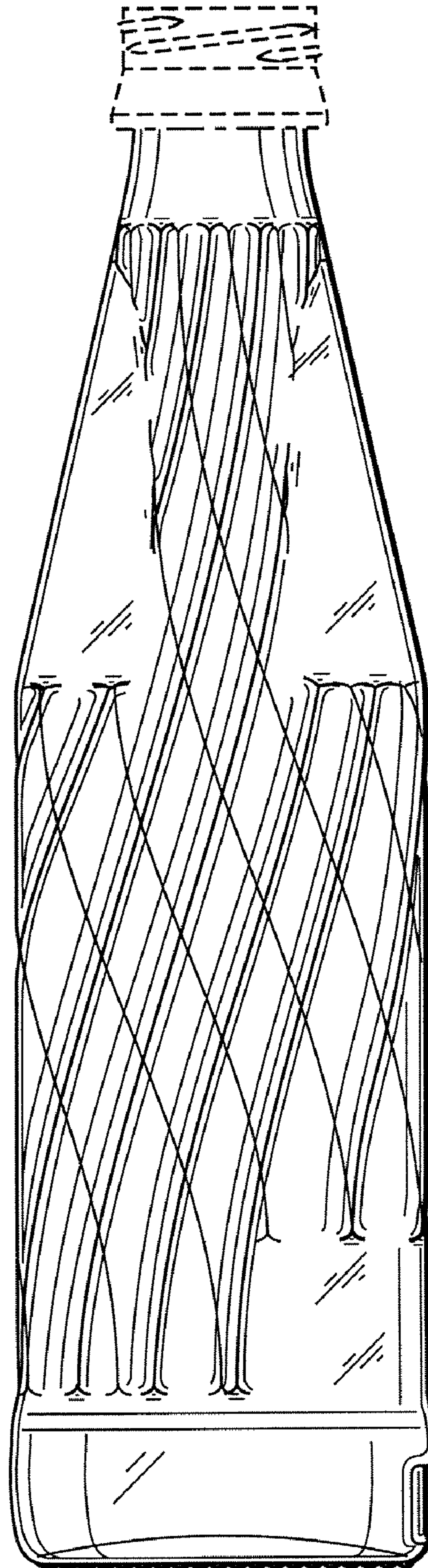
**Fig. 1**



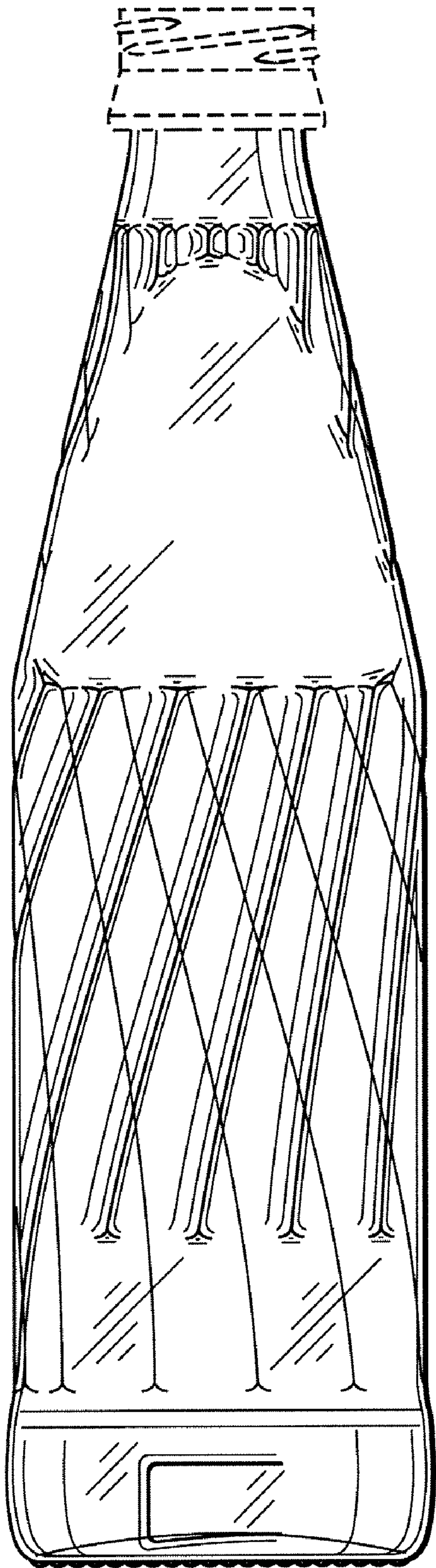
**Fig. 2**



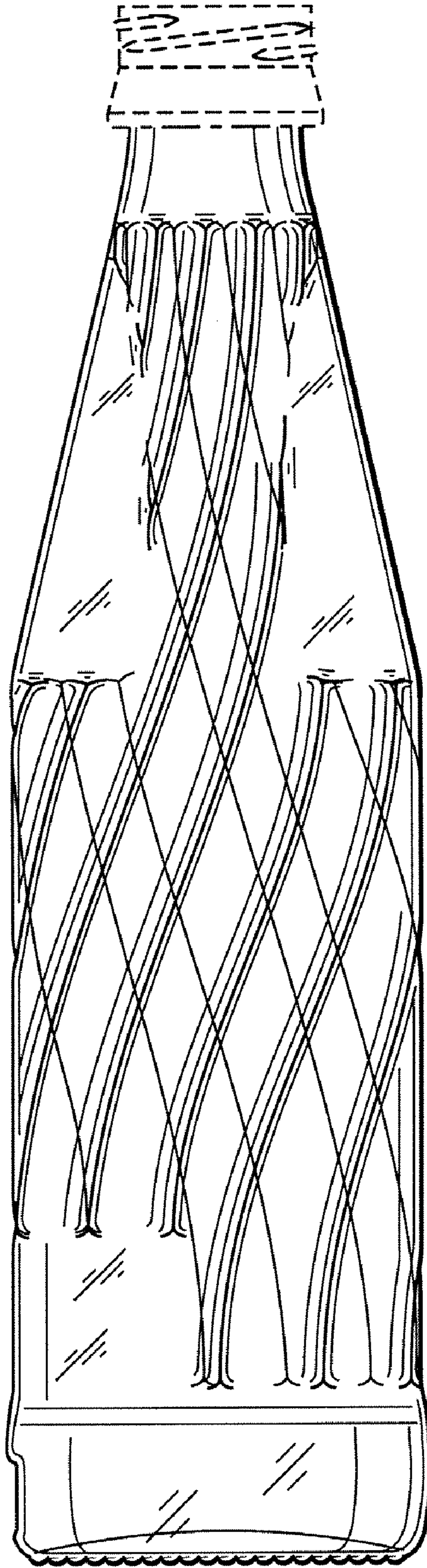
**Fig. 3**



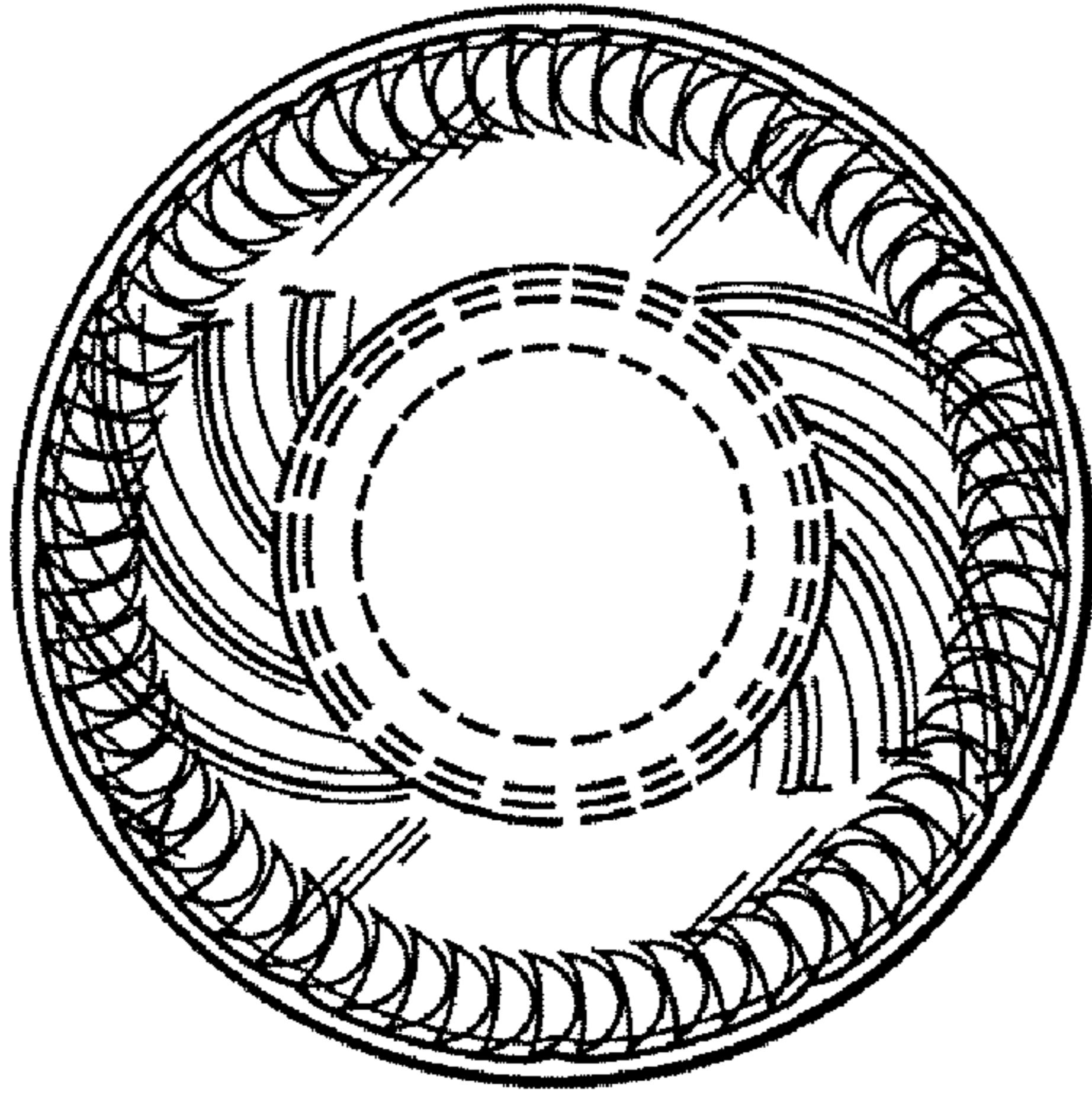
**Fig. 4**



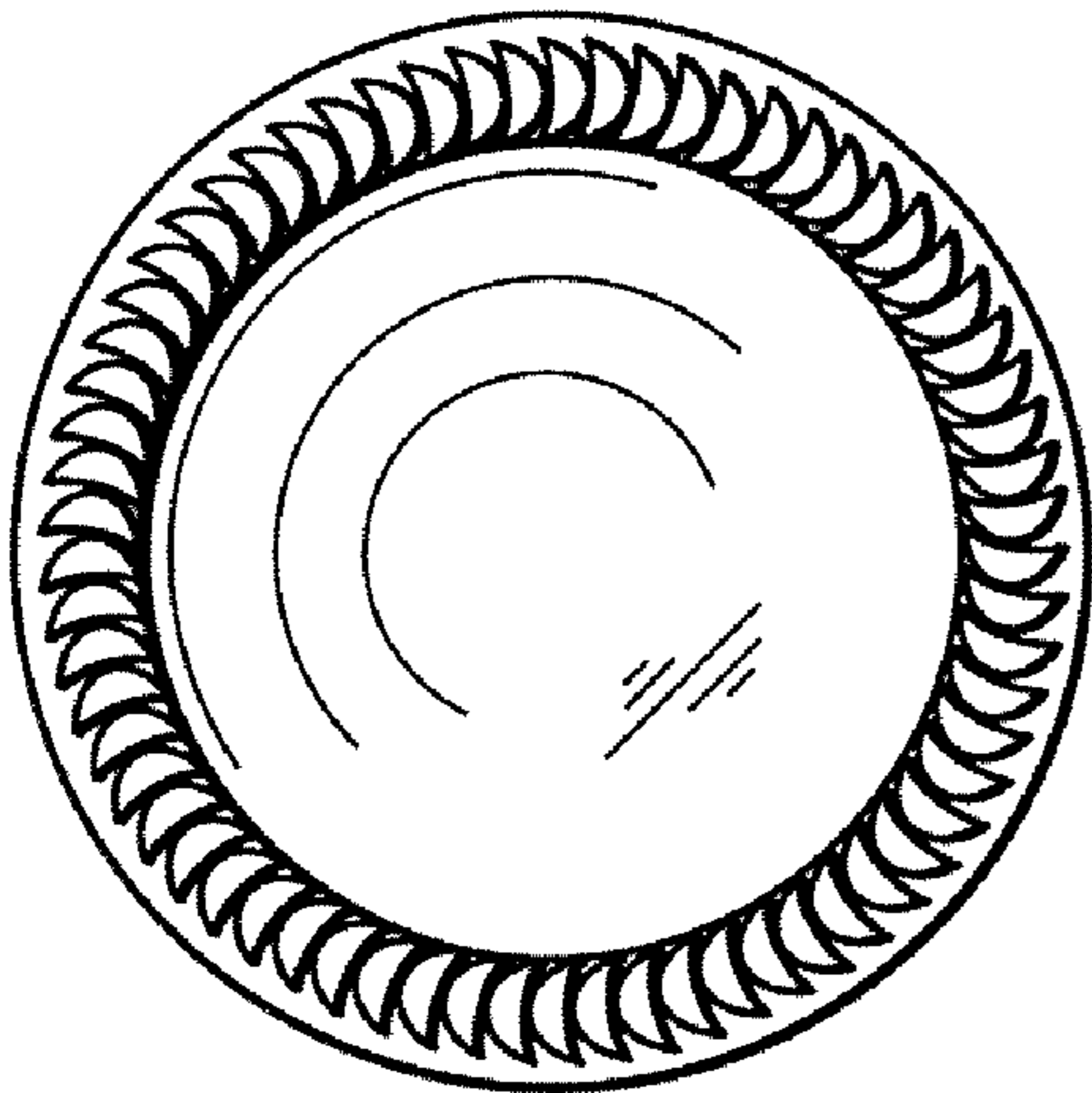
**Fig. 5**



**Fig. 6**



**Fig. 7**



**Fig. 8**

