



US00D551985S

(12) **United States Design Patent**
Green

(10) **Patent No.:** **US D551,985 S**

(45) **Date of Patent:** **** Oct. 2, 2007**

(54) **STORAGE CONTAINER**

(75) Inventor: **Lisa Frank Green**, Tucson, AZ (US)

(73) Assignee: **Lisa Frank, Inc.**, Tucson, AZ (US)

(**) Term: **14 Years**

(21) Appl. No.: **29/245,621**

(22) Filed: **Dec. 27, 2005**

(51) **LOC (8) Cl.** **09-01**

(52) **U.S. Cl.** **D9/548; D9/574**

(58) **Field of Classification Search** D4/114,
D4/116; D9/500, 503-505, 529, 537-539,
D9/544-545, 548-549, 558, 560, 571-575,
D9/682, 688, 690-691; D3/201, 205-206,
D3/211, 270, 271.1, 273, 325; D28/91.1,
D28/76; 215/381-384, 396, 398, 400; D99/35-37;
401/129

See application file for complete search history.

(56) **References Cited**

U.S. PATENT DOCUMENTS

- D82,824 S * 12/1930 Hobe D9/558
- D107,575 S * 12/1937 Kihn D9/558
- D168,110 S * 11/1952 Monteiner D9/682
- 2,803,028 A * 8/1957 Flynn 401/129
- 3,286,934 A * 11/1966 Schneller 222/212 X
- 3,337,901 A * 8/1967 Schefer et al. 401/129
- D256,886 S * 9/1980 DiScala D9/574 X
- D281,671 S * 12/1985 Buchet D6/454 X

- D356,038 S * 3/1995 Biesecker D9/558
- D358,016 S * 5/1995 August D99/37
- 5,529,417 A * 6/1996 BURLADER 401/129
- D397,040 S * 8/1998 Bakic D9/574
- D412,851 S * 8/1999 Nosella D9/548
- D425,794 S * 5/2000 Grossnickle D9/574 X
- D427,075 S * 6/2000 Gavin D9/575 X
- 6,176,631 B1 * 1/2001 Gueret 401/129
- D479,469 S * 9/2003 Murata D9/558
- D512,920 S * 12/2005 Kim D9/560
- D535,104 S * 1/2007 Chen D4/116
- D535,105 S * 1/2007 Chen D4/116

* cited by examiner

Primary Examiner—Carol Rademaker

(74) *Attorney, Agent, or Firm*—Hayes Soloway P.C.

(57) **CLAIM**

The ornamental design for a storage container, as shown and described.

DESCRIPTION

FIG. 1 is a front elevational view of a storage container showing my new design, the back elevational view being a mirror image;

FIG. 2 is a left side elevational view thereof, the right side elevational view being a mirror image;

FIG. 3 is a top plan view thereof; and,

FIG. 4 is a bottom plan view thereof.

1 Claim, 3 Drawing Sheets

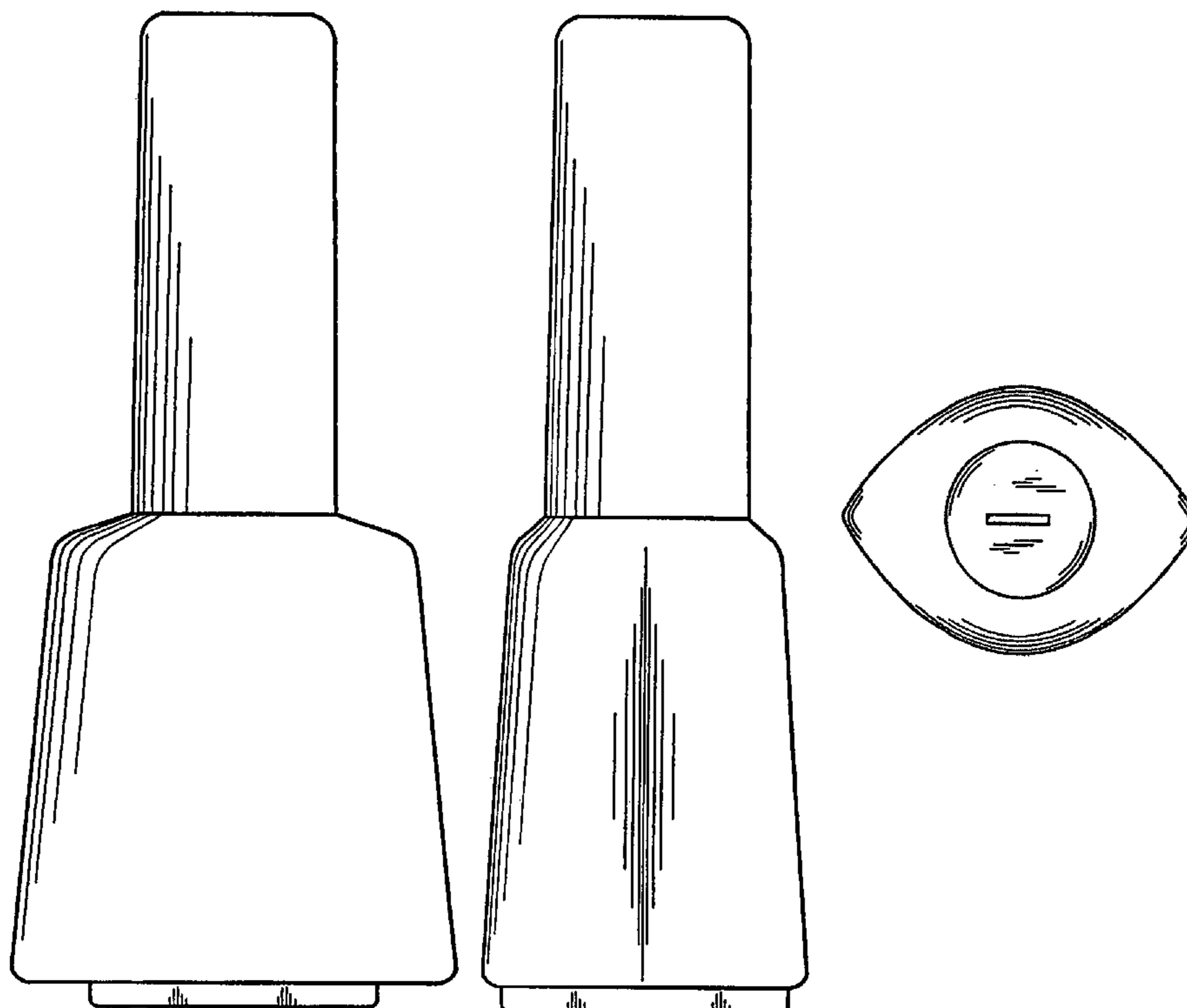


FIG. 1

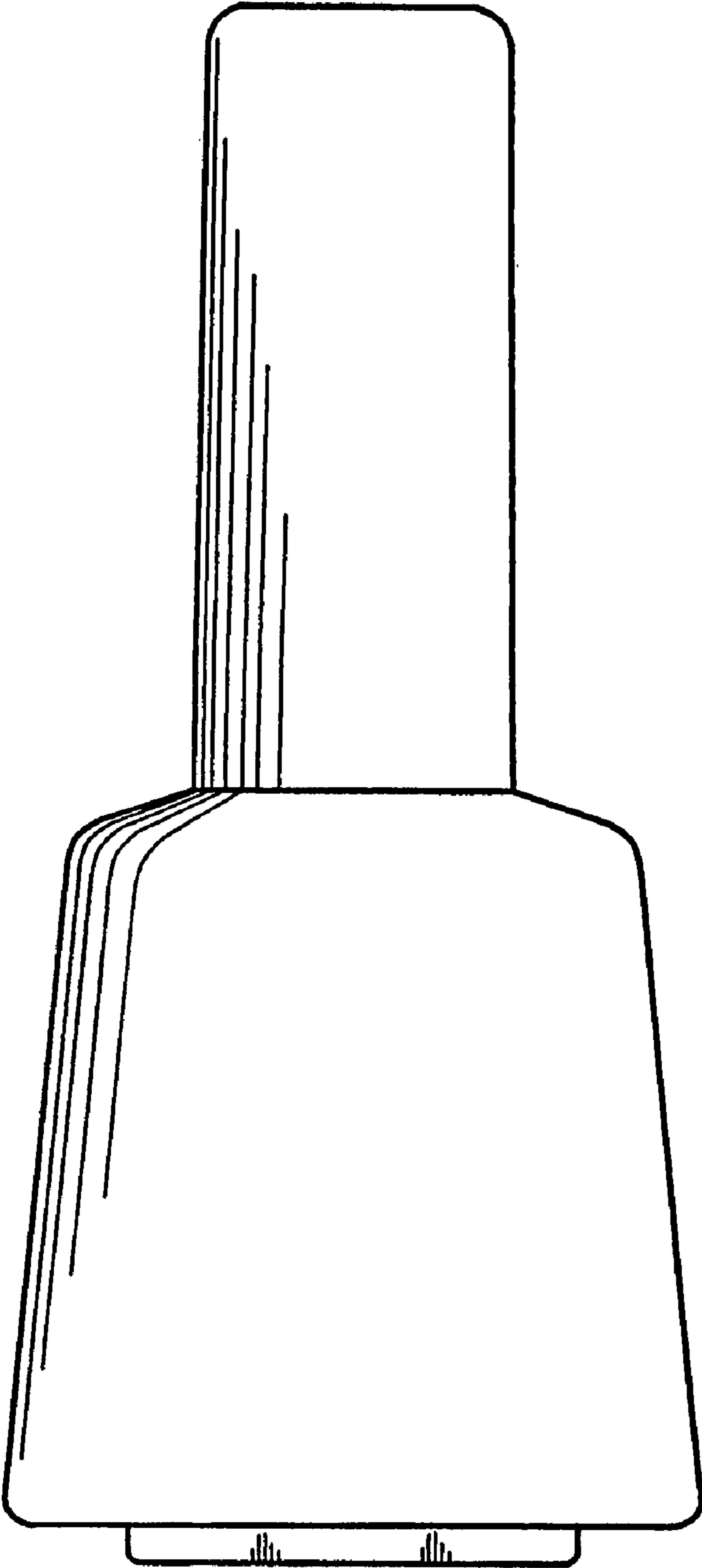


FIG. 2

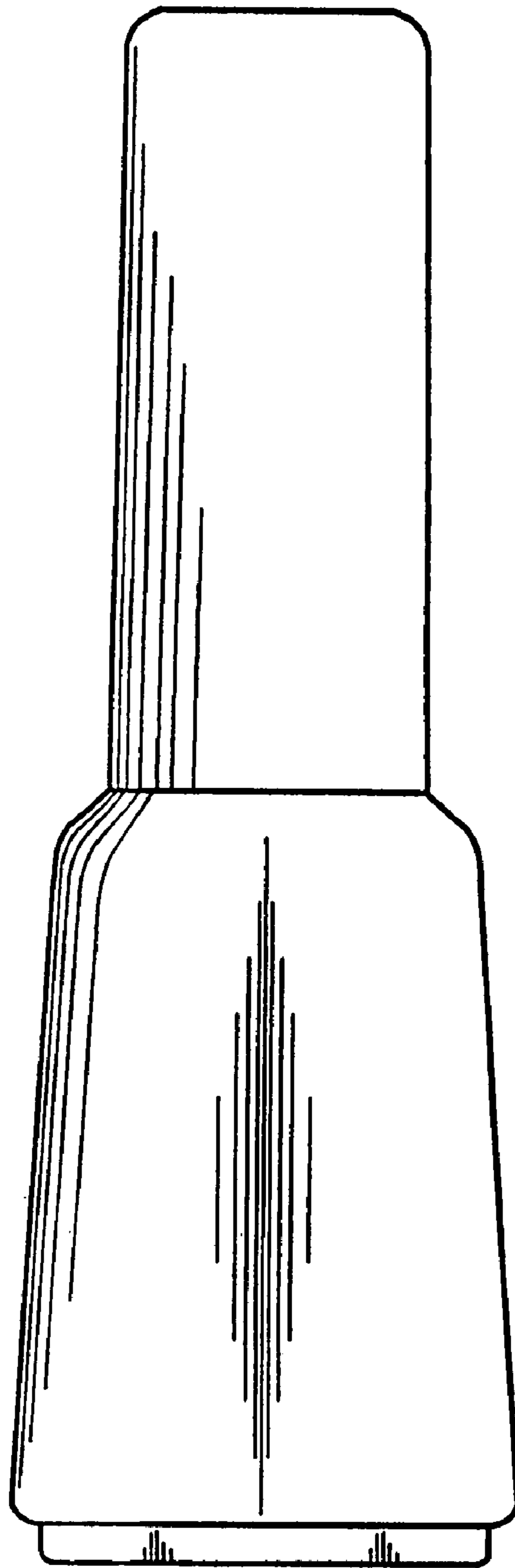


FIG. 3

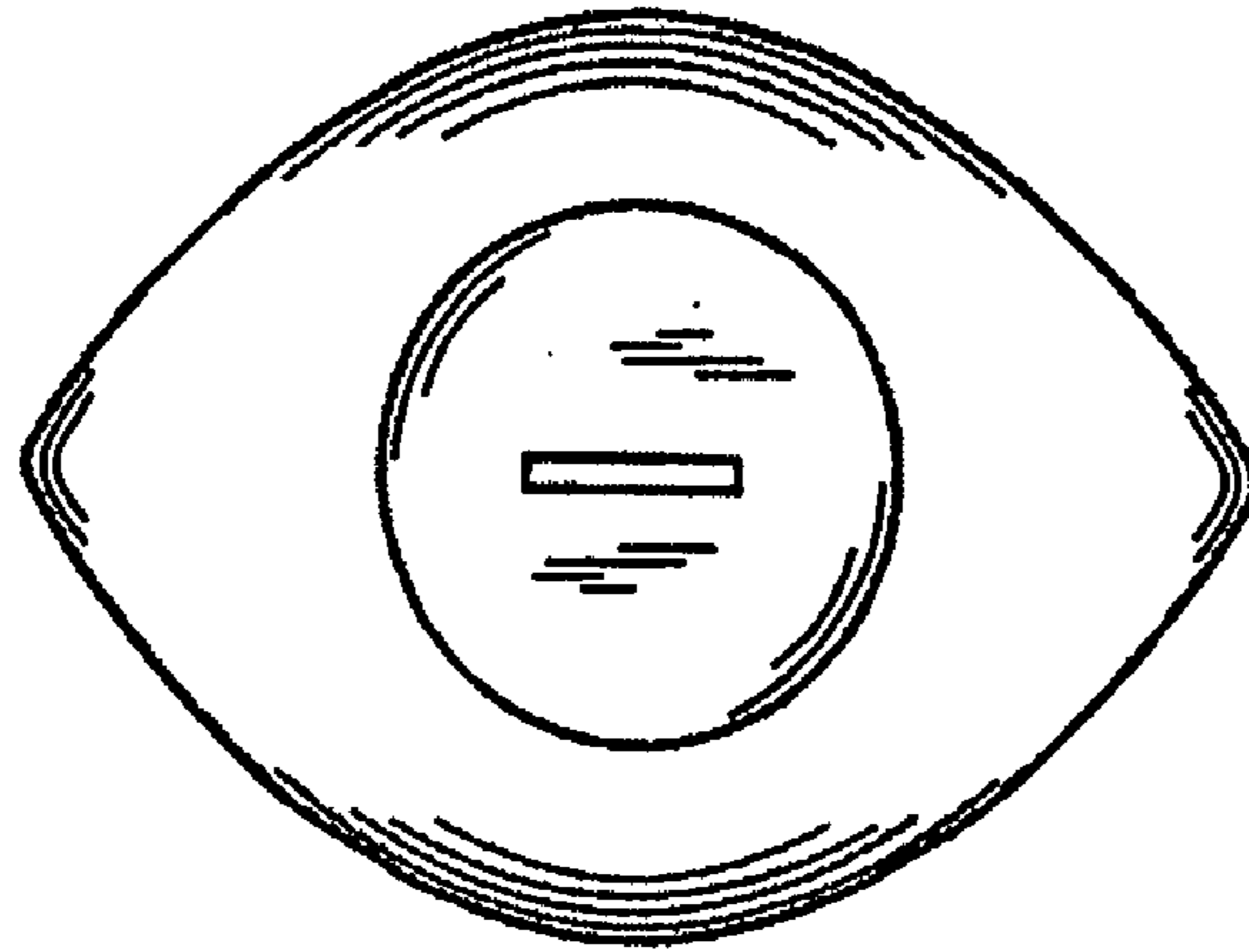


FIG. 4

