



US00D551980S

(12) **United States Design Patent** (10) **Patent No.:** **US D551,980 S**
Meyer (45) **Date of Patent:** **** Oct. 2, 2007**

(54) **CONTAINER BASE**
(75) Inventor: **Todd W. Meyer**, Ottawa, OH (US)
(73) Assignee: **Owens-Illinois HealthCare Packaging Inc.**, Perrysburg, OH (US)
(**) Term: **14 Years**
(21) Appl. No.: **29/224,929**
(22) Filed: **Mar. 8, 2005**
(51) **LOC (8) Cl.** **09-01**
(52) **U.S. Cl.** **D9/516; D9/520**
(58) **Field of Classification Search** D9/417, D9/424, 434, 500, 502-503, 516, 520, 527-528, D9/531, 537-539, 549, 556-558, 560, 698, D9/723-724; 215/370-379, 381-384, 395, 215/398-399; 220/605, 660, 662, 669, 675, 220/771; D24/121, 127-128; D8/309, 349, D8/363, 367; D23/270, 303; D6/323
See application file for complete search history.

4,747,519 A 5/1988 Green et al.
4,805,808 A 2/1989 Larson
D319,285 S 8/1991 Bolyard
5,049,127 A 9/1991 Yen Tseng
D321,130 S 10/1991 Goberman
D367,325 S 2/1996 Duggan et al.
D371,479 S * 7/1996 Hirst D6/542
D372,090 S * 7/1996 MacCauley et al. D24/121
D374,481 S 10/1996 McCallister et al.
D379,224 S 5/1997 McCallister et al.
5,660,301 A 8/1997 Kaplowitz
D390,469 S * 2/1998 Macauley et al. D9/520
5,749,497 A 5/1998 Davis
D407,649 S * 4/1999 McCallister et al. D9/520
D429,158 S 8/2000 Weber
6,428,208 B1 8/2002 Addison et al.

FOREIGN PATENT DOCUMENTS

JP 62275463 11/1987

* cited by examiner

Primary Examiner—Ian Simmons
Assistant Examiner—Anna Burmeister

(56) **References Cited**

U.S. PATENT DOCUMENTS

2,261,065 A 10/1941 Kirchner
D200,817 S 4/1965 Woodward
3,484,013 A * 12/1969 Speicher 215/399
3,537,498 A 11/1970 St. Amand
D222,126 S 10/1971 Sheehan
3,880,311 A 4/1975 McPhee
3,921,630 A 11/1975 McPhee
D271,746 S 12/1983 Pieri
D273,940 S 5/1984 Soos et al.
D274,888 S 7/1984 Lang
D278,120 S 3/1985 Grant et al.
D282,885 S * 3/1986 Jarrett D6/323
4,713,064 A 12/1987 Bruno et al.

(57) **CLAIM**

I claim the ornamental design for a container base, as shown and described.

DESCRIPTION

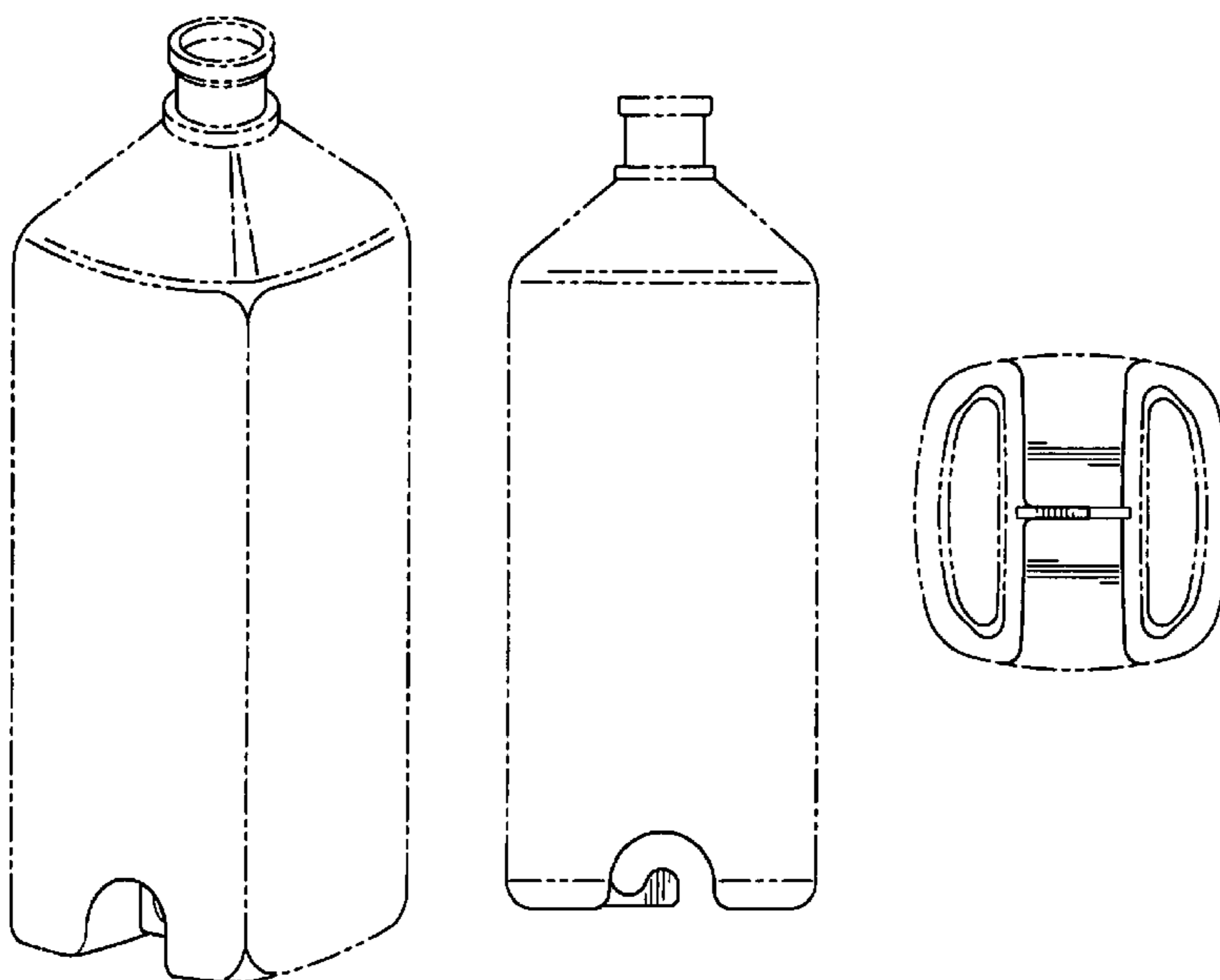
FIG. 1 is a top, front, side perspective view of the container base of my new invention;

FIG. 2 is a side elevational view, the opposing side elevational view being a mirror image thereof; and,

FIG. 3 is a bottom plan view thereof.

The broken lines shown in the drawings are for illustrative purposes only and form no part of the claimed design.

1 Claim, 1 Drawing Sheet



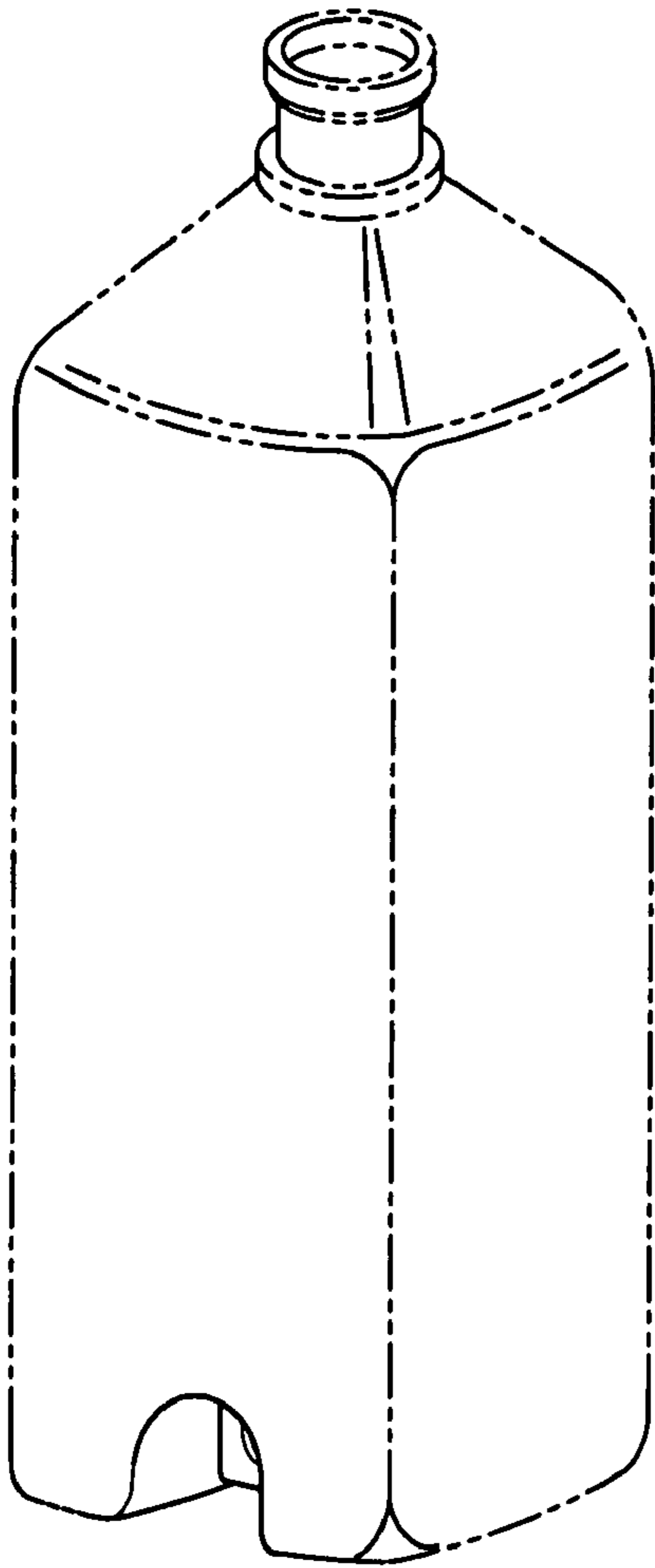


Figure 1




Figure 2

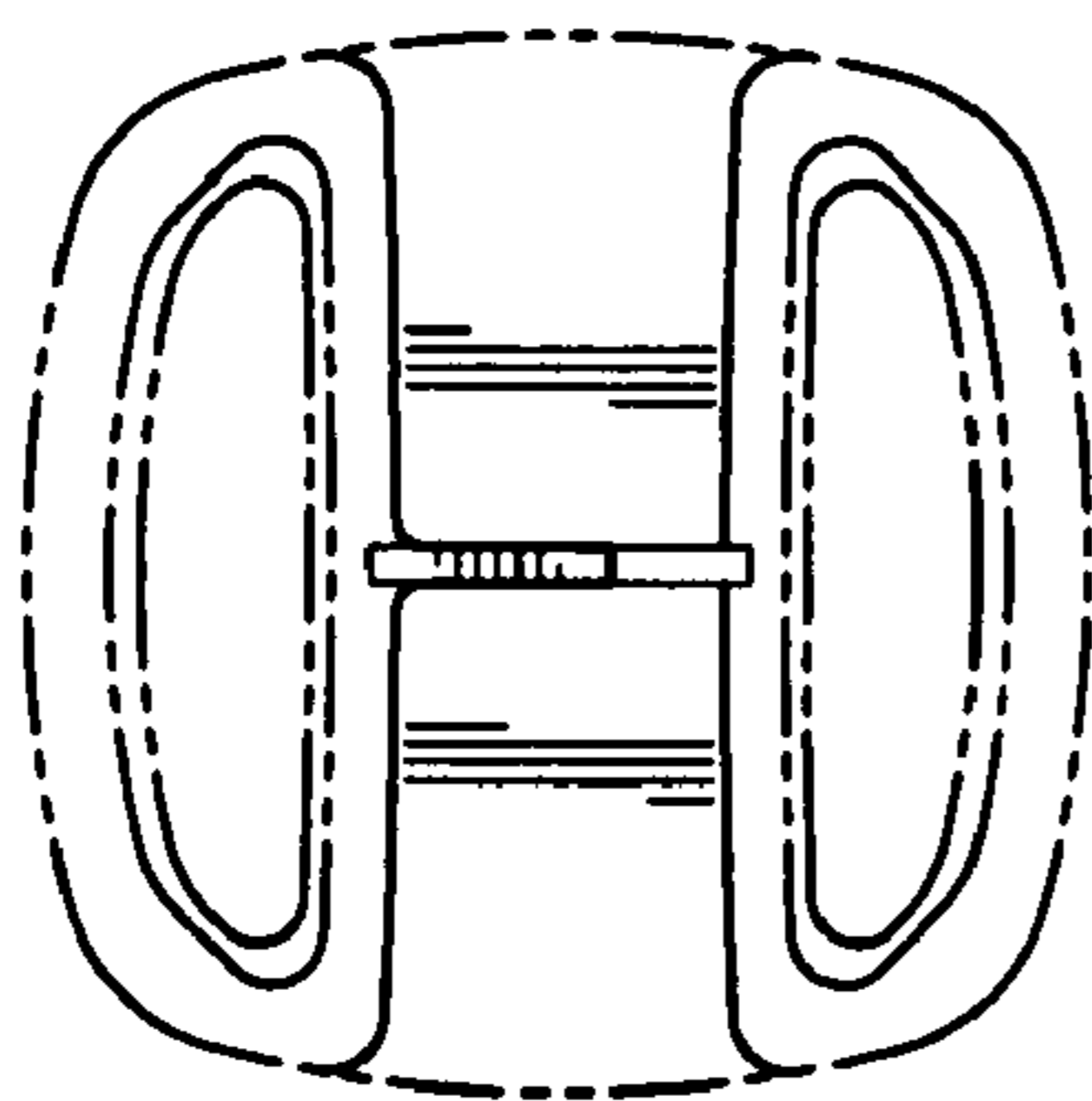


Figure 3