



US00D551946S

(12) **United States Design Patent**  
**Hsu**

(10) **Patent No.:** **US D551,946 S**

(45) **Date of Patent:** **\*\* Oct. 2, 2007**

(54) **WATER PIPE HOLDER**

4,765,584 A \* 8/1988 Lazaris ..... 248/558

(76) **Inventor:** **Shih-Hao Hsu**, 58, Ma Yuan West St.,  
Taichung (TW)

\* cited by examiner

*Primary Examiner*—Holly H. Baynham

(74) *Attorney, Agent, or Firm*—Alan Kamrath; Kamrath &  
Associates PA

(\*\*) **Term:** **14 Years**

(21) **Appl. No.:** **29/240,111**

(57) **CLAIM**

(22) **Filed:** **Oct. 11, 2005**

The ornamental design for a water pipe holder, as shown and  
described.

(51) **LOC (8) Cl.** ..... **08-05**

(52) **U.S. Cl.** ..... **D8/356**

(58) **Field of Classification Search** ..... D8/354,  
D8/356; 248/87–88, 156

See application file for complete search history.

**DESCRIPTION**

FIG. 1 is a perspective view of a water pipe holder showing  
my design;

FIG. 2 is a front elevational view thereof;

FIG. 3 is a rear elevational view thereof;

FIG. 4 is a left side elevational view thereof;

FIG. 5 is a right side elevational view thereof;

FIG. 6 is a top plan view thereof; and,

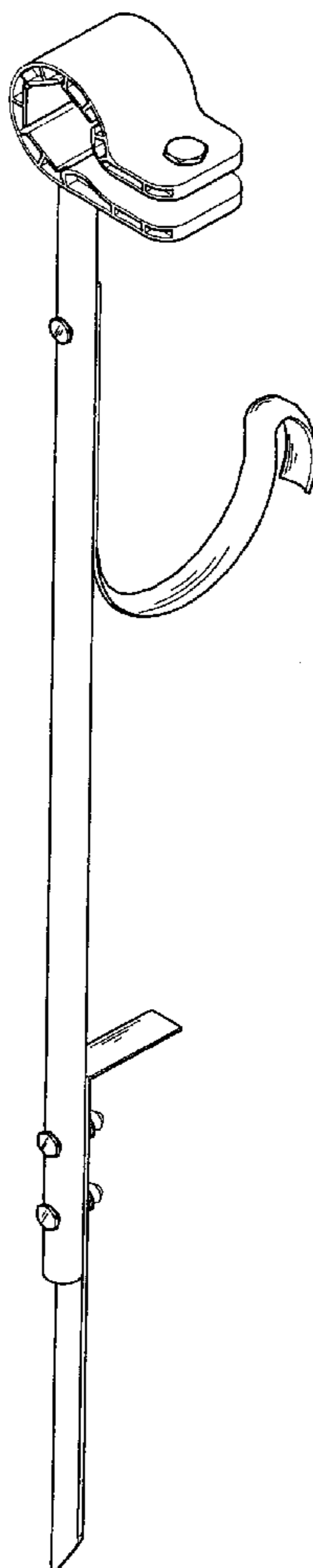
FIG. 7 is a bottom plan view thereof.

(56) **References Cited**

U.S. PATENT DOCUMENTS

2,942,822	A *	6/1960	Crow	.....	248/88
2,956,762	A *	10/1960	Alston	.....	248/87
3,309,048	A *	3/1967	Rousselet	.....	248/87
3,823,905	A *	7/1974	Ray	.....	248/87
D245,556	S *	8/1977	Meyer	.....	D8/380
D263,903	S *	4/1982	Johnston	.....	D6/417

**1 Claim, 4 Drawing Sheets**






FIG. 1

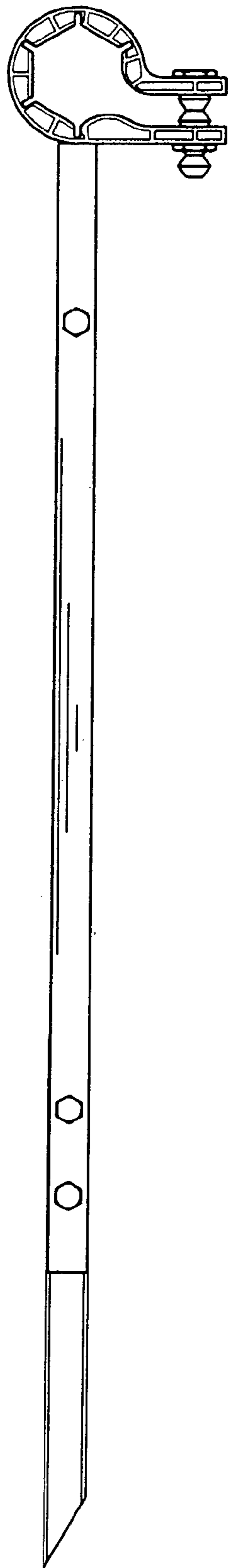


FIG. 2

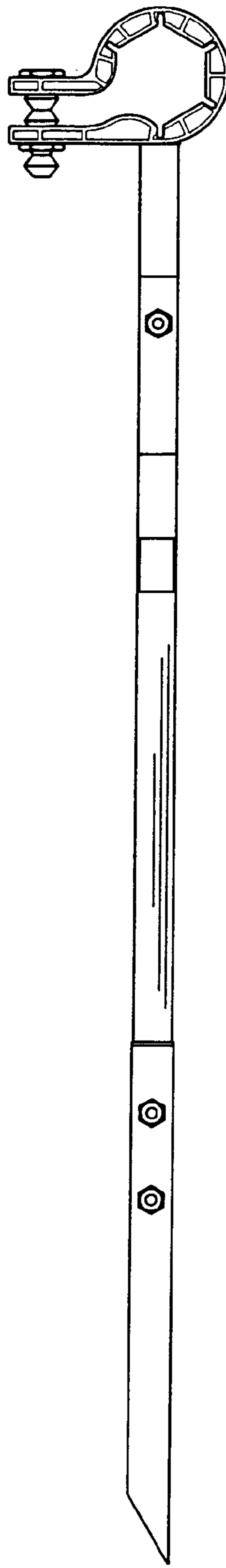


FIG. 3

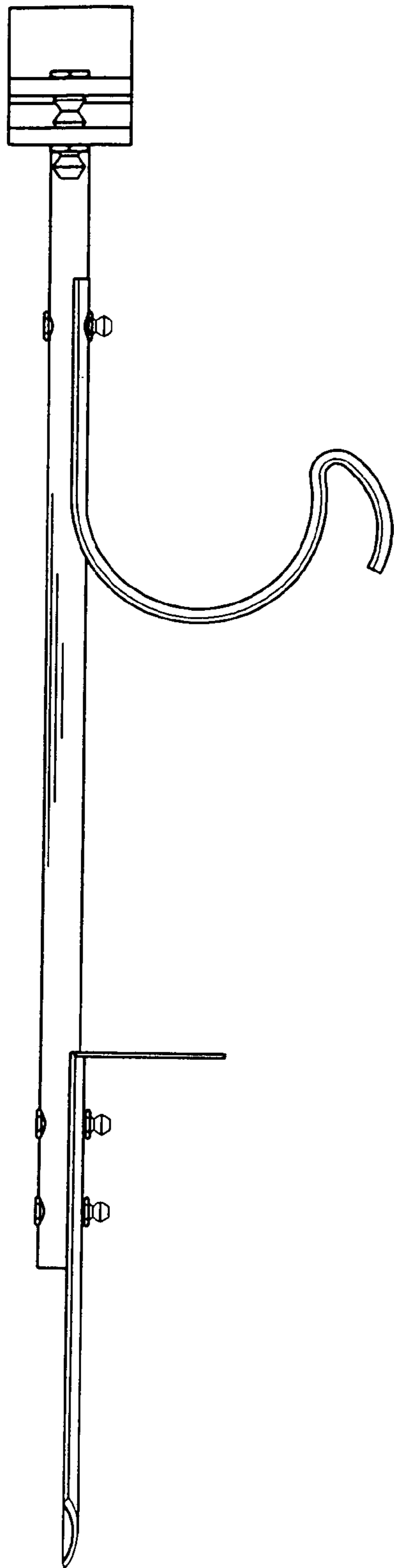


FIG. 4

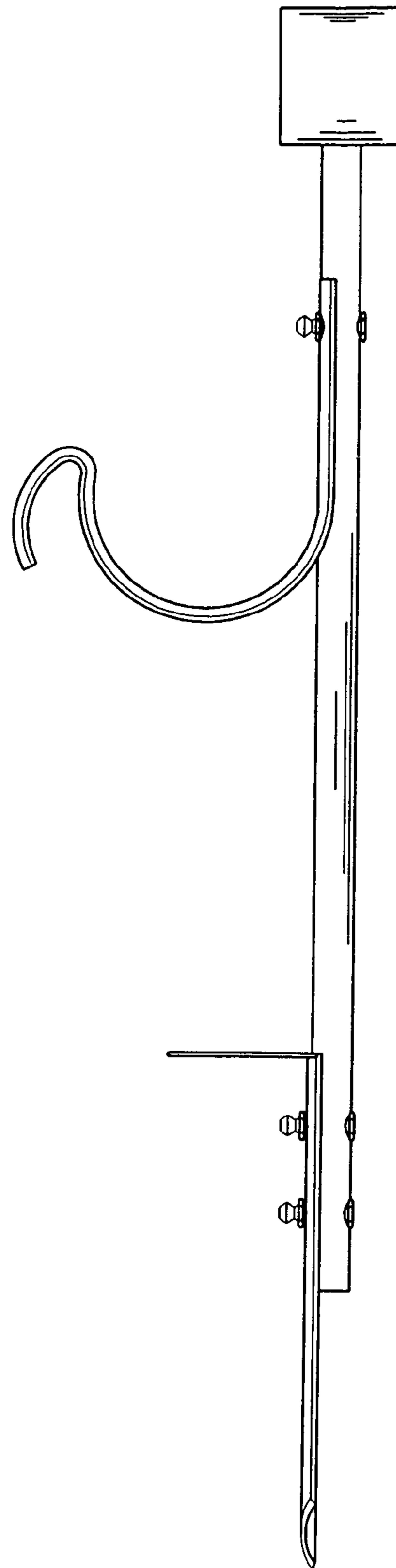


FIG. 5

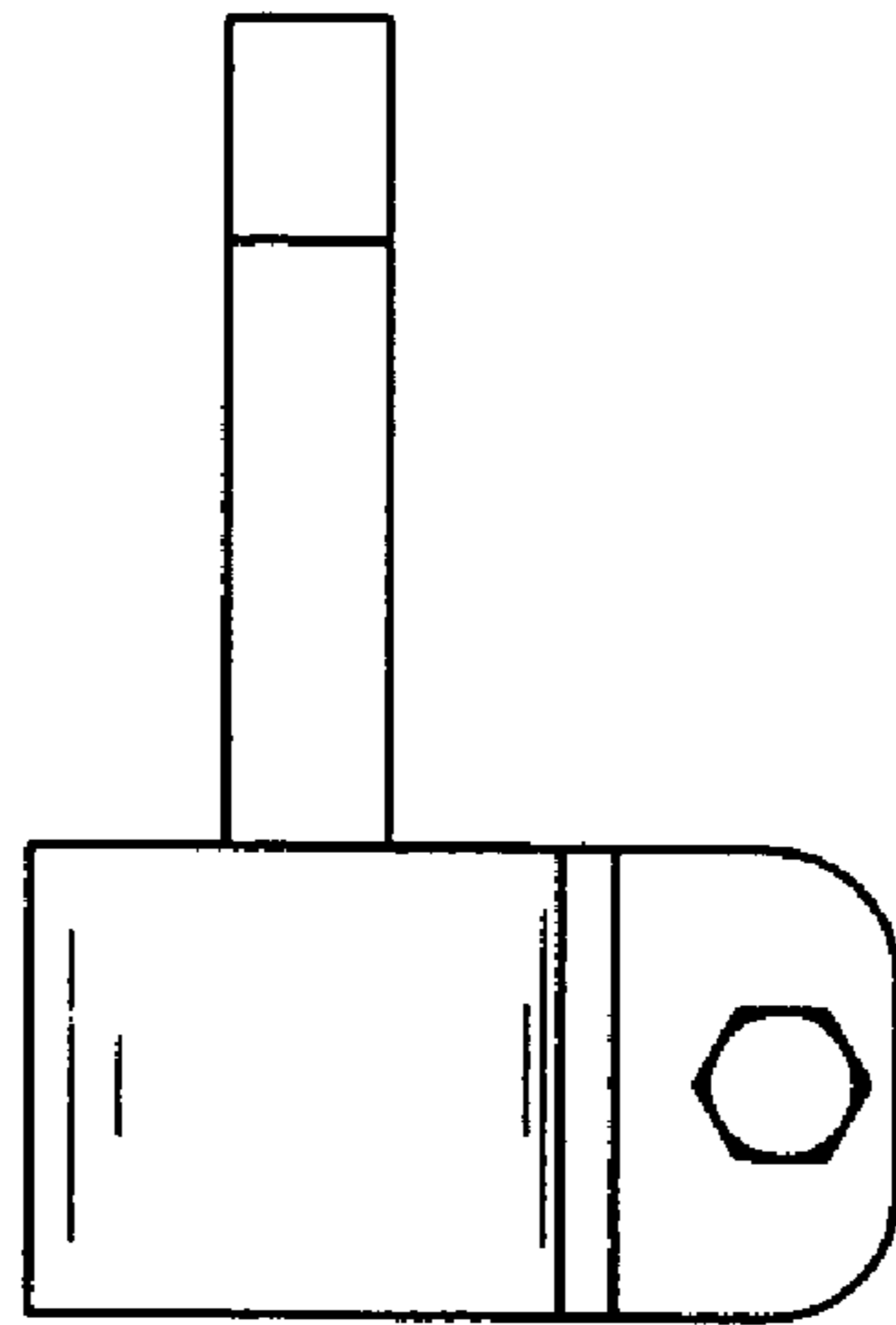


FIG. 6




FIG. 7