



US00D551932S

(12) **United States Design Patent** (10) **Patent No.:** **US D551,932 S**
Guo (45) **Date of Patent:** **** Oct. 2, 2007**

(54) **UTILITY KNIFE**

(76) Inventor: **Wang Ai Guo**, Village Wang, Xi Dian
Town, Ning Hai County, Zhe Jiang
Province (CN)

D509,419 S * 9/2005 Chung D8/99
D511,288 S * 11/2005 Brown et al. D8/99
D512,296 S * 12/2005 Ping D8/99
D524,138 S * 7/2006 Chih D8/99
D525,104 S * 7/2006 Samberg D8/99

(**) Term: **14 Years**

(21) Appl. No.: **29/252,680**

(22) Filed: **Jan. 25, 2006**

(30) **Foreign Application Priority Data**

Aug. 10, 2005 (CN) 2005 3 0014359

(51) **LOC (8) Cl.** **08-03**

(52) **U.S. Cl.** **D8/99**

(58) **Field of Classification Search** D8/98,
D8/99, 100, 107; 30/162, 320, 335, 336,
30/337, 125

See application file for complete search history.

(56) **References Cited**

U.S. PATENT DOCUMENTS

D413,783 S * 9/1999 Huang D8/99
D414,394 S * 9/1999 Chong D8/99
D420,270 S * 2/2000 Martone D8/99
D426,133 S * 6/2000 Degen et al. D8/99
D434,960 S * 12/2000 Lamond et al. D8/99
D439,492 S * 3/2001 Martone et al. D8/99
6,249,975 B1 * 6/2001 Lin 30/162
D458,526 S * 6/2002 Budrow D8/99
D476,214 S * 6/2003 Hsu D8/99
6,678,958 B1 * 1/2004 Budrow 30/125
D502,379 S * 3/2005 Tseng D8/99
D506,664 S * 6/2005 Budrow D8/99

FOREIGN PATENT DOCUMENTS

CN 3352292D 2/2004
CN 3454100D 6/2005

* cited by examiner

Primary Examiner—Philip S. Hyder

(74) *Attorney, Agent, or Firm*—Greer, Burns & Crain, Ltd

(57) **CLAIM**

The ornamental design for a utility knife, as shown and described.

DESCRIPTION

FIG. 1 is a right side view of the present utility knife;

FIG. 2 is a top view of same;

FIG. 3 is a bottom view of the utility knife depicted in FIG. 1;

FIG. 4 is a front view of same;

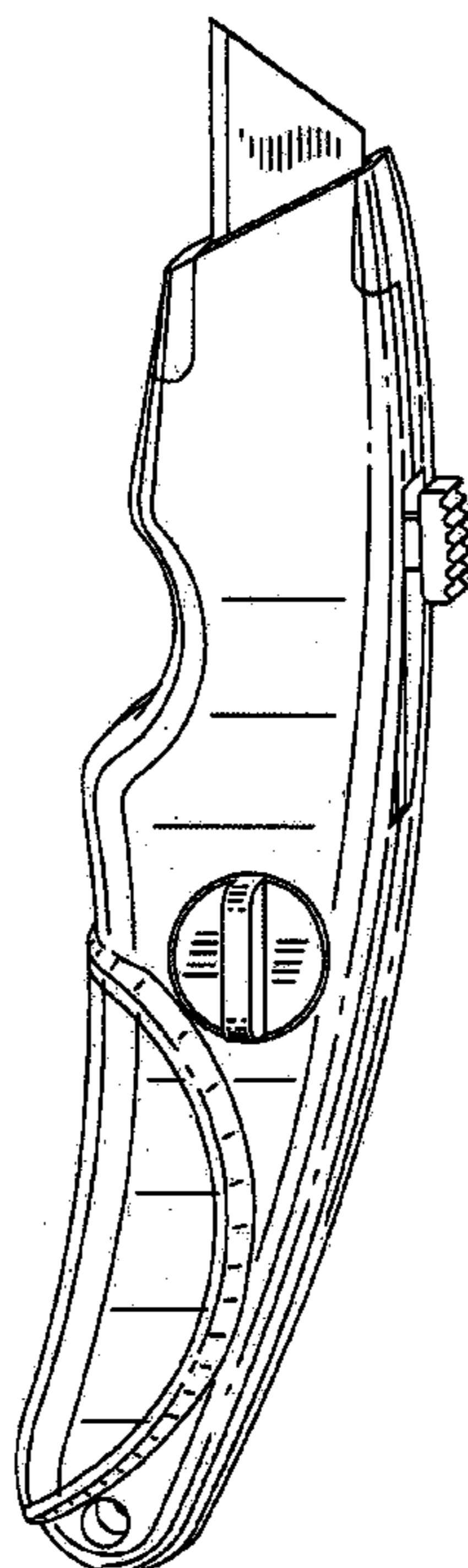
FIG. 5 is a rear view of the utility knife of FIG. 1;

FIG. 6 is a left side view of the present utility knife;

FIG. 7 is a top perspective view of the utility knife of FIG. 1 shown in a first position with the blade extended; and,

FIG. 8 is a top perspective view of the utility knife of FIG. 1 shown in a second position with the knife blade retracted.

1 Claim, 7 Drawing Sheets



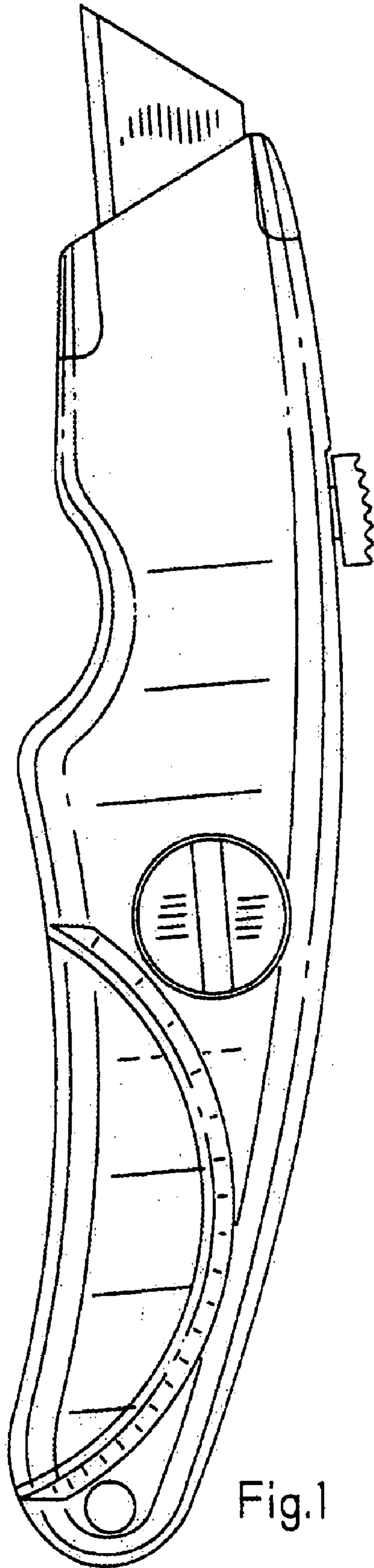


Fig.1

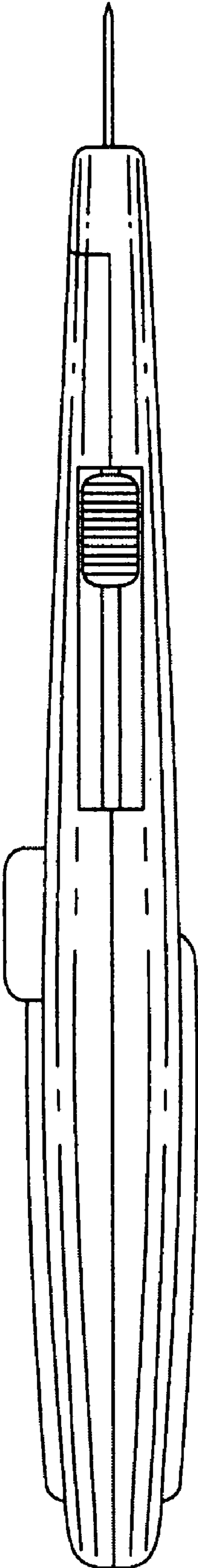


Fig.2

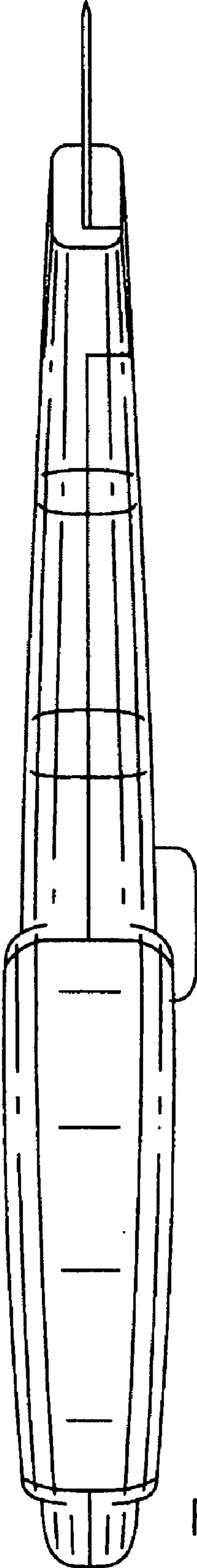


Fig.3

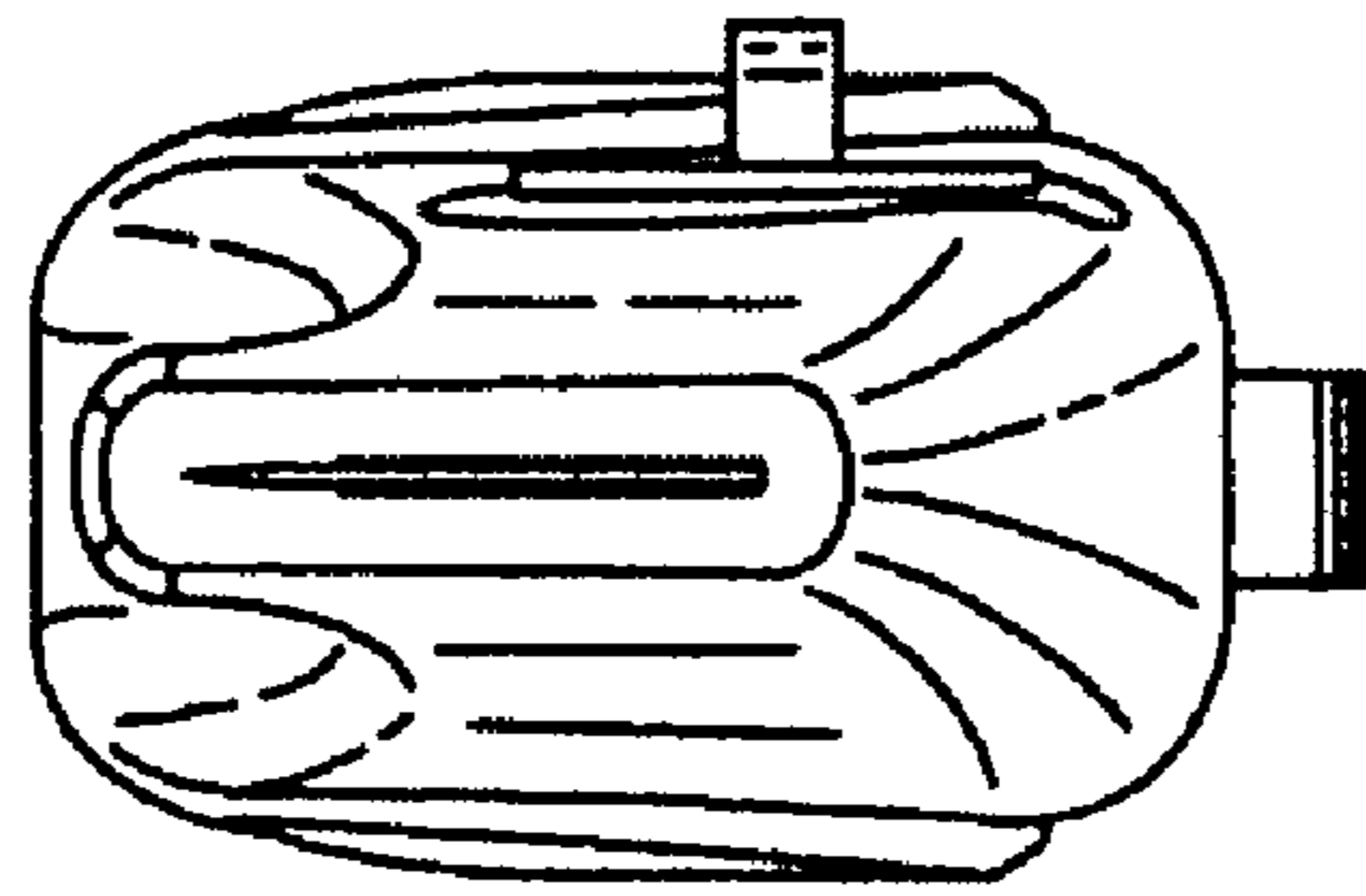


Fig. 4




Fig. 5

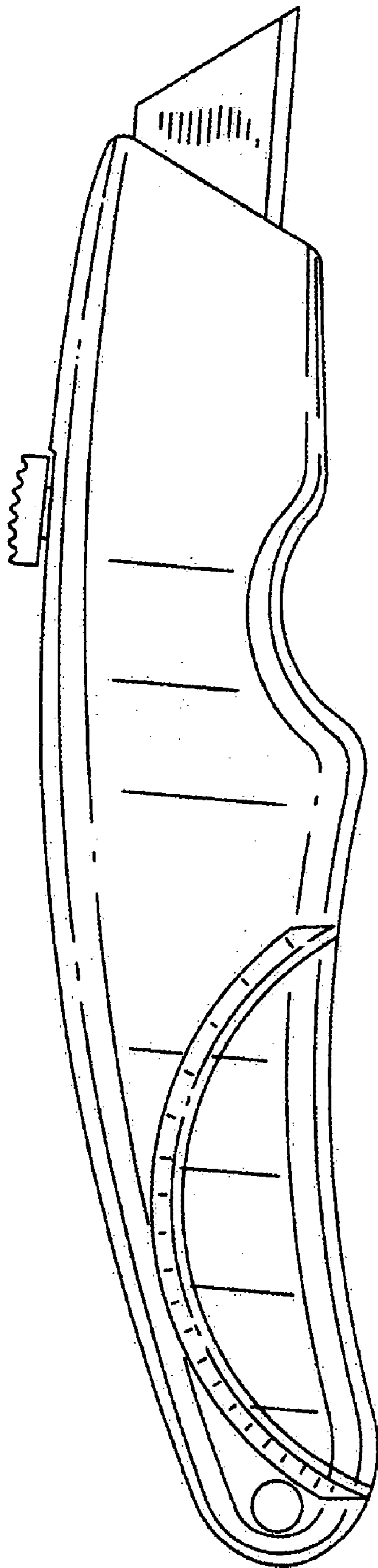


Fig. 6

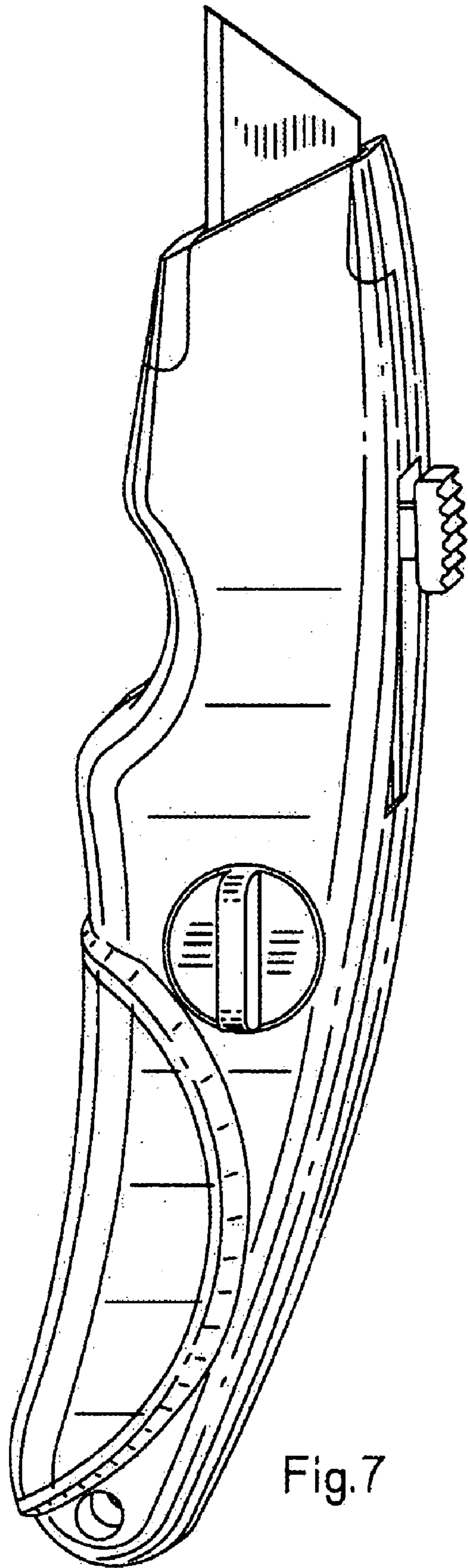


Fig.7

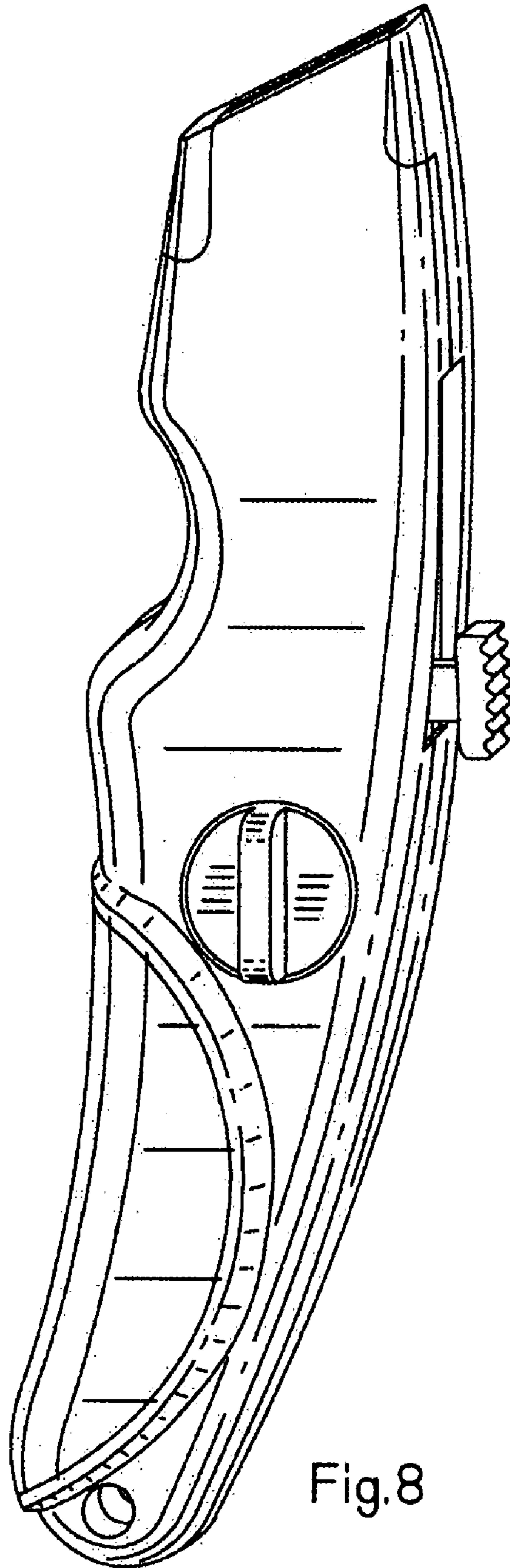


Fig.8