



US00D551930S

(12) **United States Design Patent** (10) **Patent No.:** **US D551,930 S**
Yamada et al. (45) **Date of Patent:** **** Oct. 2, 2007**

(54) **RECIPROCATING SAW**

(75) Inventors: **Kenichi Yamada**, Hitachinaka (JP);
Toshihiko Tachibana, Hitachinaka (JP);
Tomoyuki Kawahara, Hitachinaka
(JP); **Masanori Okada**, Hitachinaka
(JP); **Shinichi Kakefuda**, Hitachinaka
(JP)

(73) Assignee: **Hitachi Koki Co., Ltd.**, Tokyo (JP)

(**) Term: **14 Years**

(21) Appl. No.: **29/267,213**

(22) Filed: **Oct. 10, 2006**

(30) **Foreign Application Priority Data**

Apr. 10, 2006 (JP) 2006-009286

(51) **LOC (8) Cl.** **08-03**

(52) **U.S. Cl.** **D8/64**

(58) **Field of Classification Search** D8/69,
D8/68, 67, 66, 65, 64, 62, 61; 30/92, 394,
30/393, 392, 377, 376, 371; 74/50, 49; 173/217,
173/216; 83/699.21; 446/145
See application file for complete search history.

(56) **References Cited**

U.S. PATENT DOCUMENTS

5,007,172 A * 4/1991 Palm 30/377
5,598,636 A * 2/1997 Stolzer 30/394
5,794,352 A * 8/1998 Dassoulas 30/392
5,855,070 A * 1/1999 Grabowski 30/376
D408,699 S * 4/1999 Zurwelle D8/64
6,282,797 B1 * 9/2001 Osada et al. 30/392
6,357,125 B1 * 3/2002 Feldmann et al. 30/392
D468,982 S * 1/2003 Brazell et al. D8/64
D479,453 S * 9/2003 Lind et al. D8/64

D504,603 S * 5/2005 Xiaoxian D8/64
D506,117 S * 6/2005 Sun et al. D8/64
6,912,790 B2 * 7/2005 James et al. 30/392
2001/0011420 A1 * 8/2001 Osada 30/392
2002/0138991 A1 * 10/2002 Tachibana et al. 30/392
2002/0144411 A1 * 10/2002 Brooks 30/392
2003/0110645 A1 * 6/2003 Phillips et al. 30/392
2003/0163924 A1 * 9/2003 Hempe et al. 30/388
2004/0148789 A1 * 8/2004 Gist et al. 30/392
2004/0149553 A1 * 8/2004 Duffek et al. 200/61.58 R
2005/0039340 A1 * 2/2005 Bigden et al. 30/392
2005/0092156 A1 * 5/2005 Michel et al. 83/698.11
2005/0126018 A1 * 6/2005 Haas 30/394
2005/0183271 A1 * 8/2005 Sugiura et al. 30/392
2005/0262710 A1 * 12/2005 Moreno 30/394

* cited by examiner

Primary Examiner—Cathron C. Brooks

Assistant Examiner—Austin Murphy

(74) *Attorney, Agent, or Firm*—Sughrue Mion, PLLC

(57) **CLAIM**

The ornamental design for a reciprocating saw, as shown.

DESCRIPTION

FIG. 1 is a perspective view of the top, front and left side of a reciprocating saw showing our new design;

FIG. 2 is a perspective view of the top, rear and right side thereof;

FIG. 3 is a front elevational view thereof;

FIG. 4 is a rear elevational view thereof;

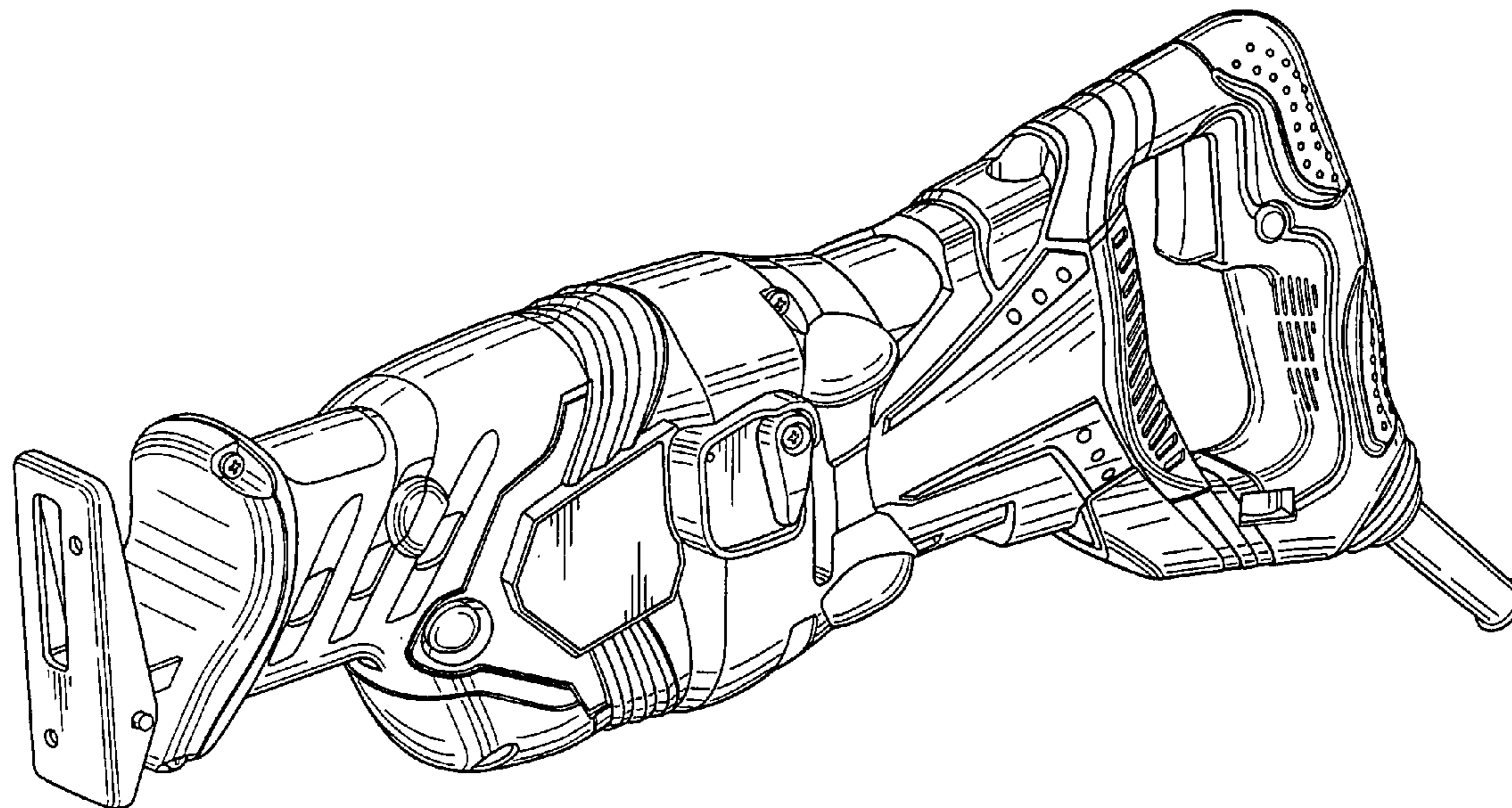
FIG. 5 is a left side elevational view thereof;

FIG. 6 is a right side elevational view thereof;

FIG. 7 is a top plan view thereof; and,

FIG. 8 is a bottom plan view thereof.

1 Claim, 6 Drawing Sheets



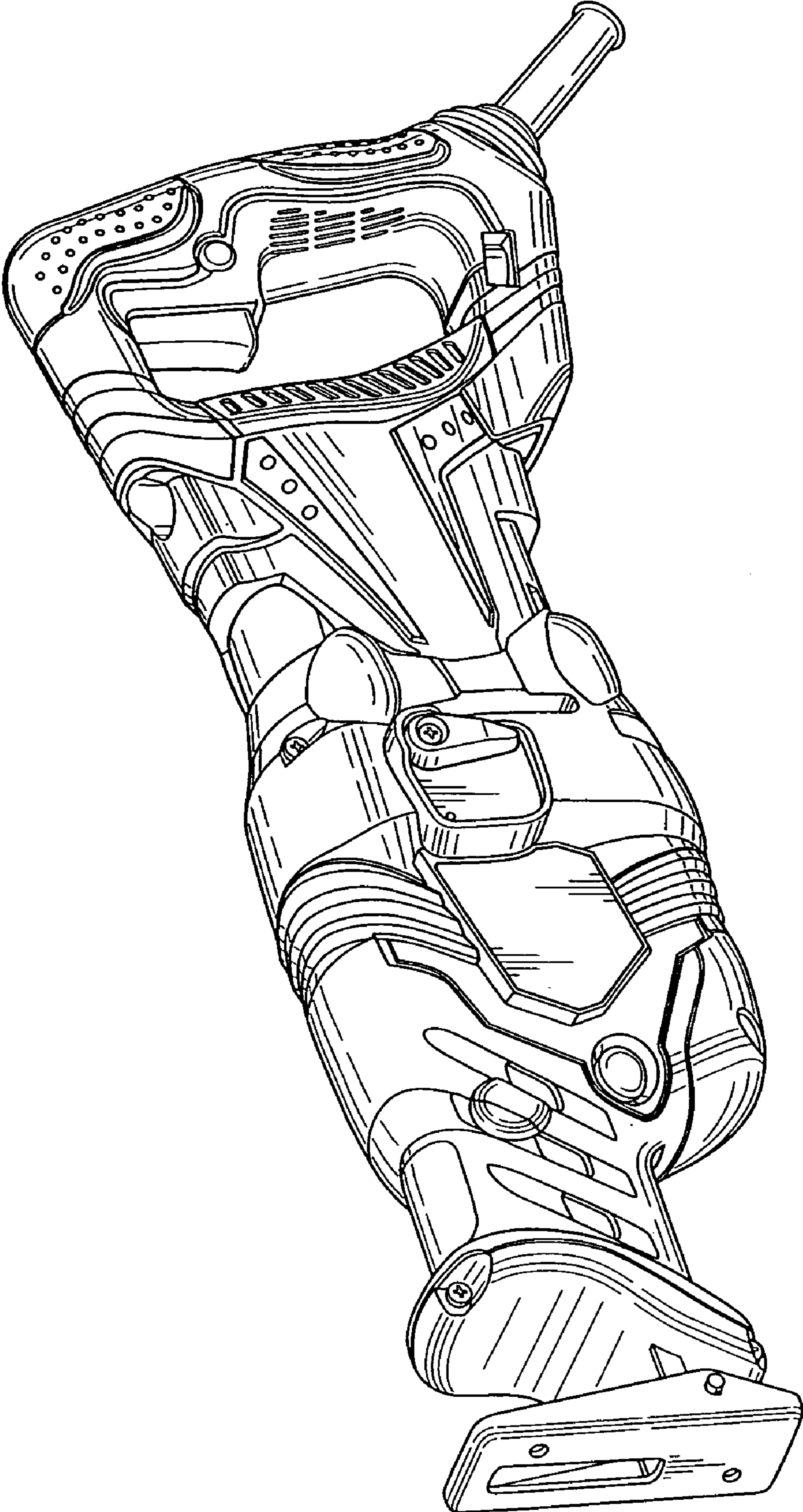


FIG. 1

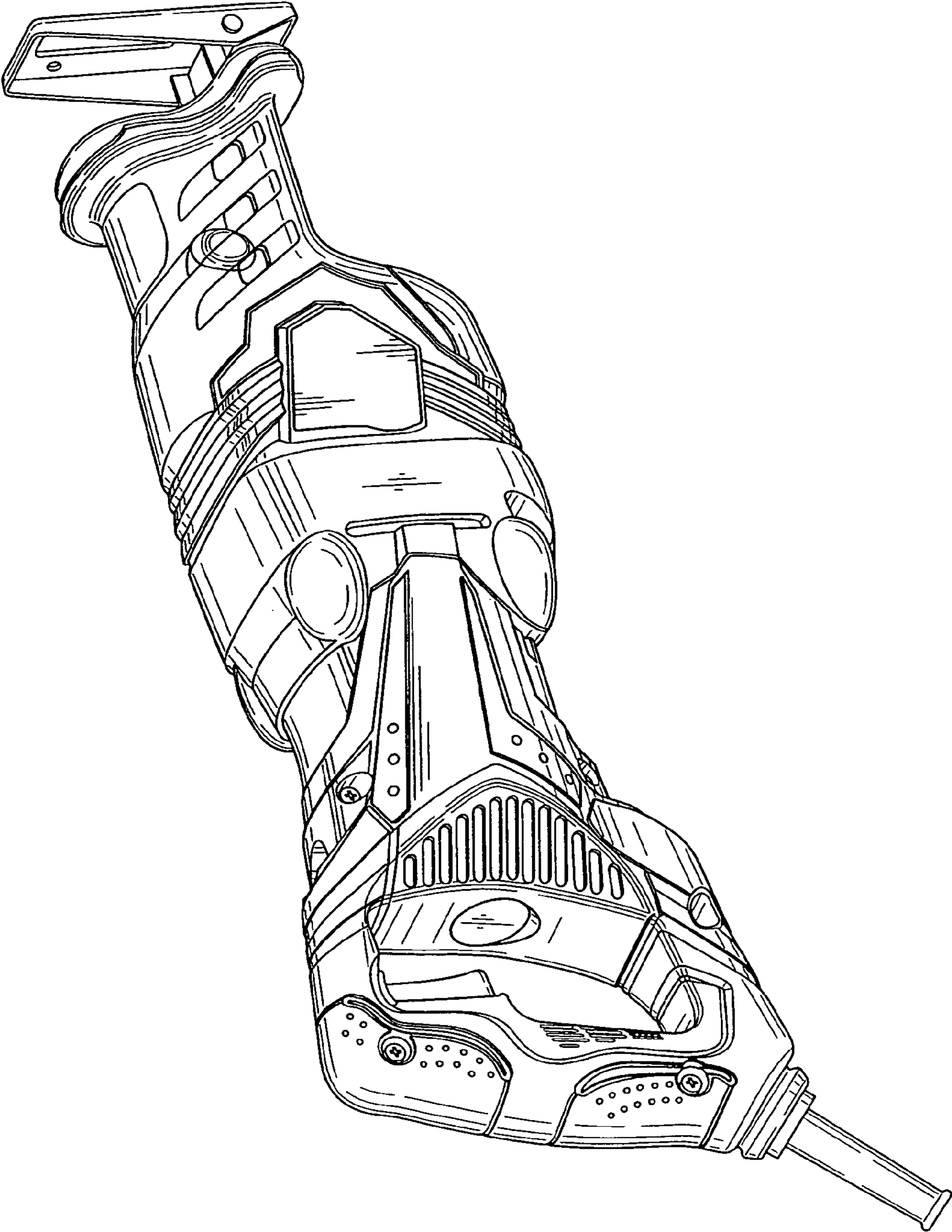


FIG. 2

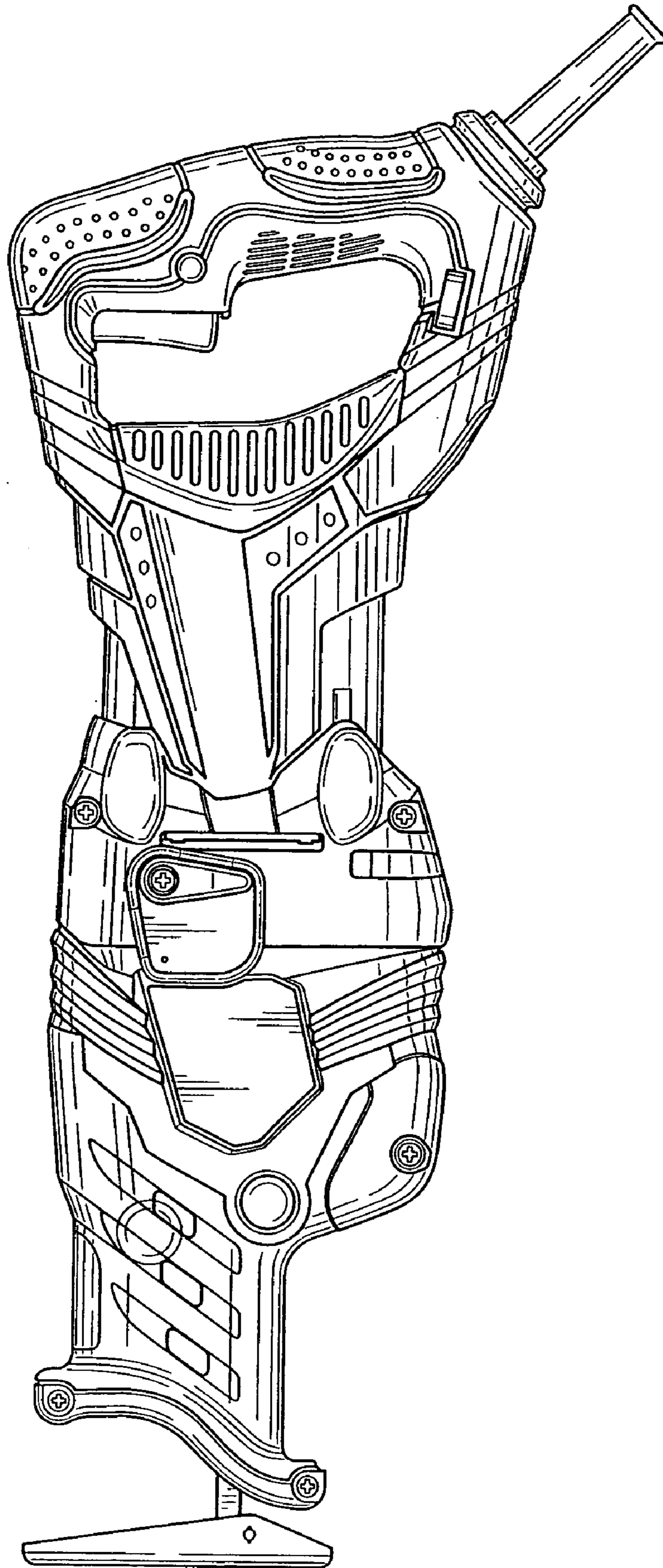


FIG. 3

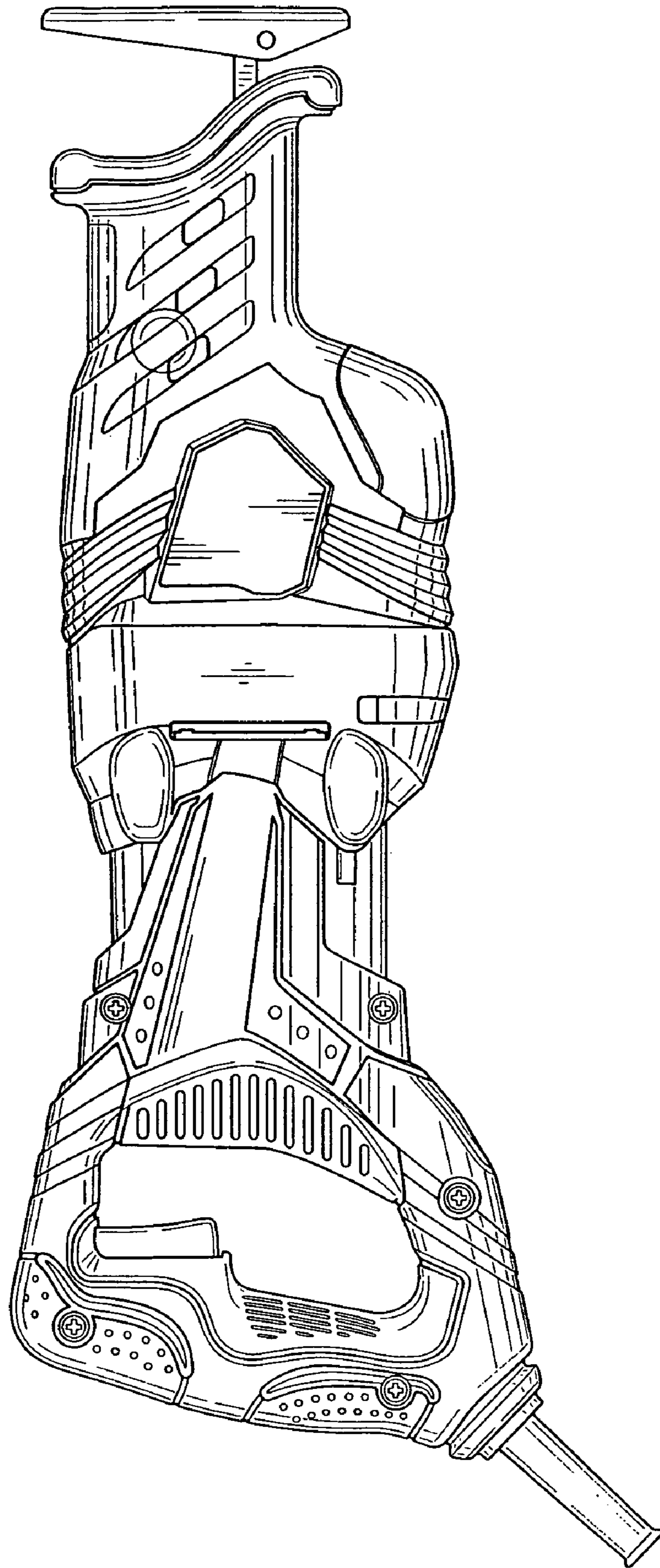


FIG. 4

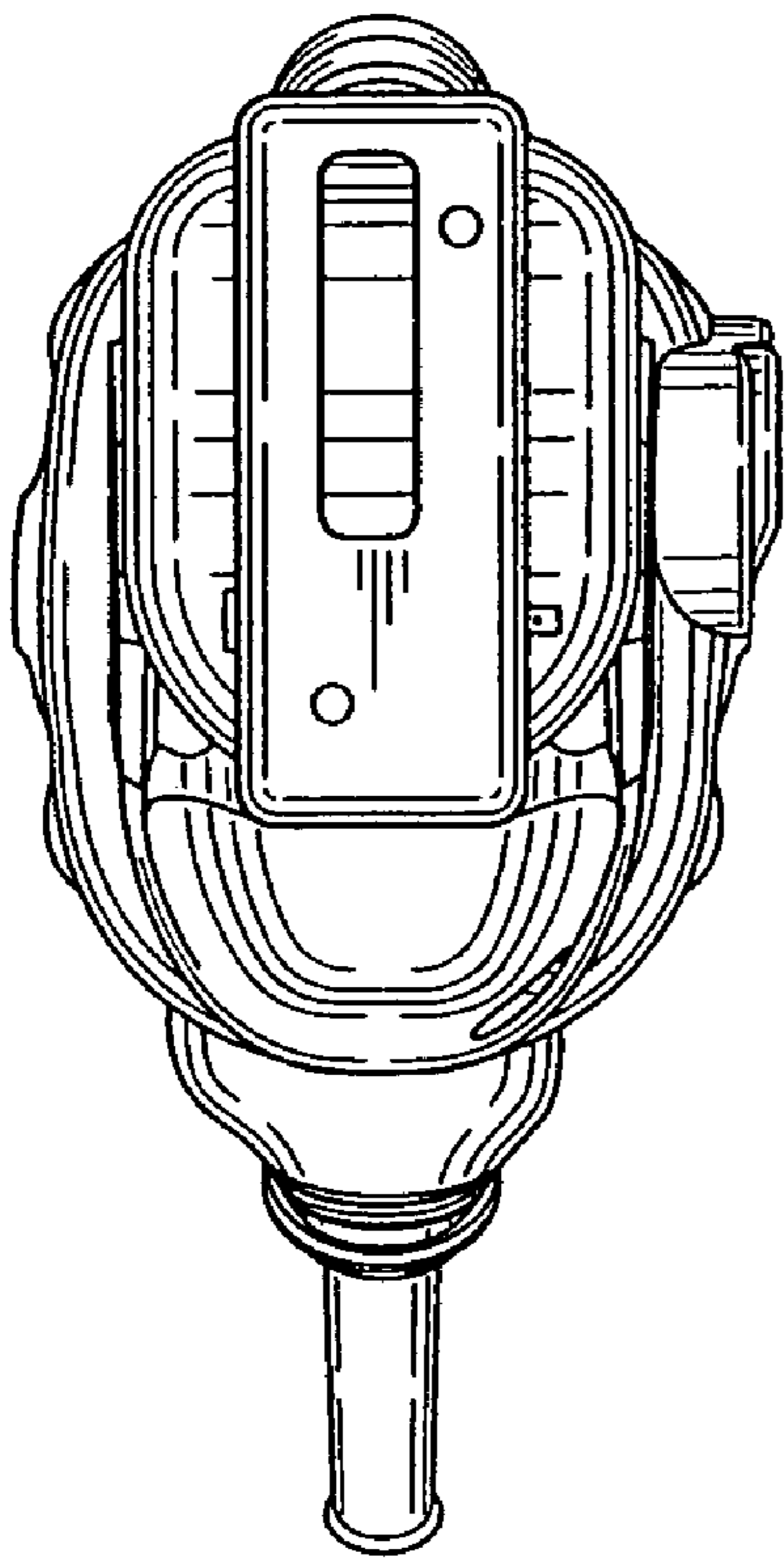


FIG. 5

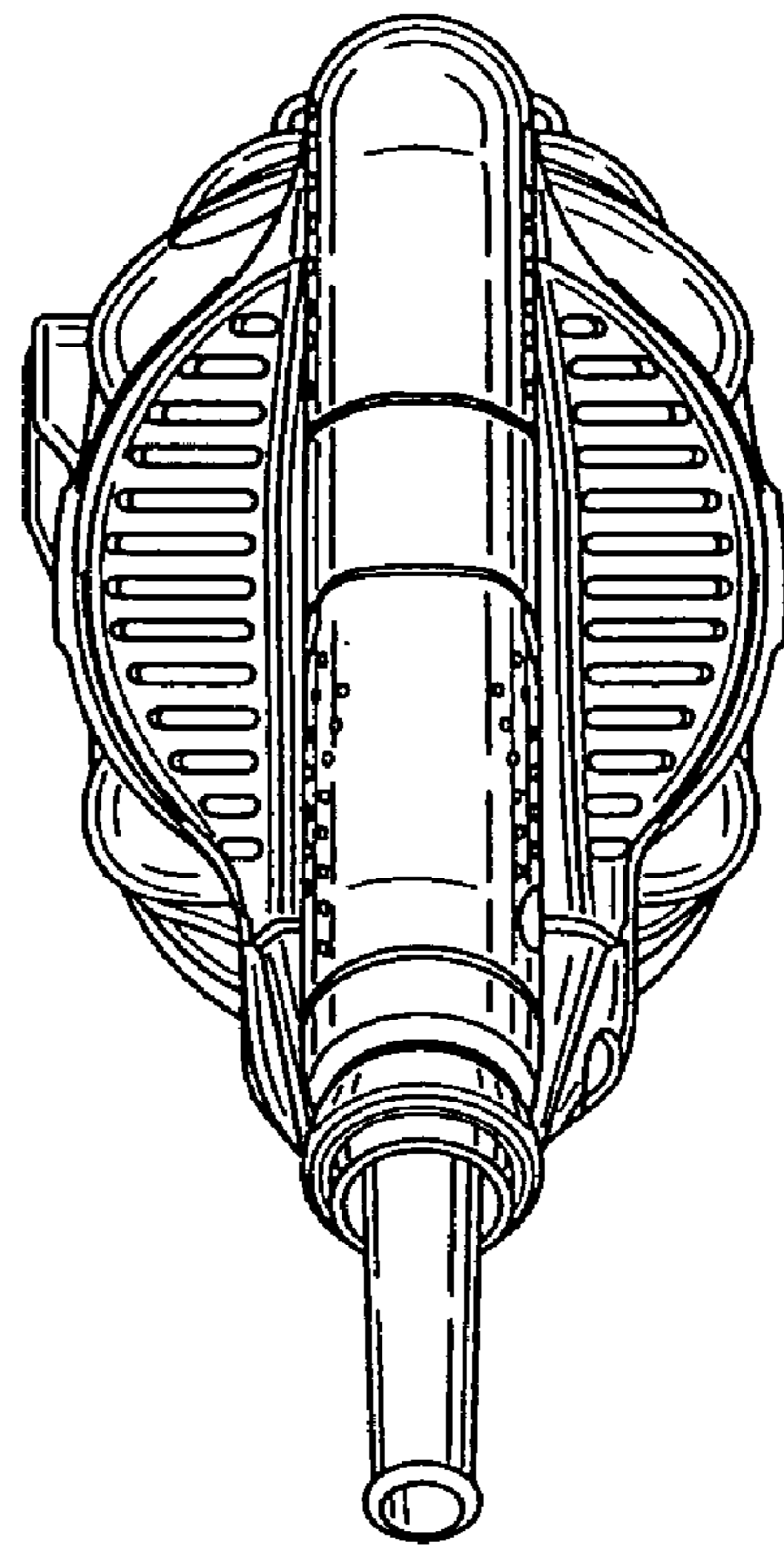


FIG. 6

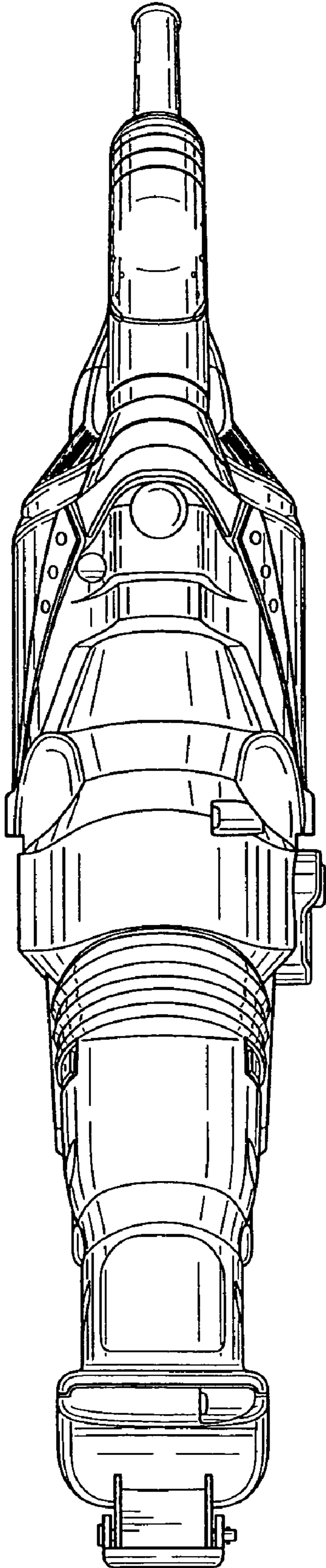


FIG. 7

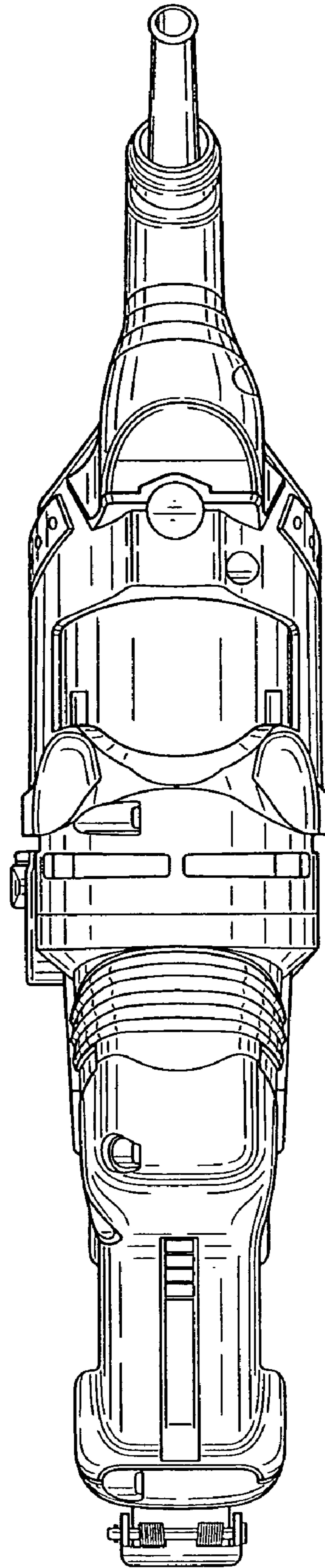


FIG. 8