

US00D551928S

(12) **United States Design Patent** (10) **Patent No.:** **US D551,928 S**
Peterson et al. (45) **Date of Patent:** **** Oct. 2, 2007**

(54) **SCISSORS**
(75) Inventors: **Chris Peterson**, Chippewa Falls, WI
(US); **Micah Maraia**, Menomonie, WI
(US); **Chris DeSchamp**, Evansville, WI
(US)

D358,748 S 5/1995 Ramsey et al.
D361,026 S 8/1995 Ramsey
D365,004 S 12/1995 Ramsey
5,636,443 A 6/1997 Linden
D380,657 S 7/1997 Cornell
D383,957 S 9/1997 Cornell
D383,958 S 9/1997 An et al.

(73) Assignee: **Fiskars Brands, Inc.**, Madison, WI
(US)

(Continued)

(**) Term: **14 Years**

OTHER PUBLICATIONS

(21) Appl. No.: **29/268,402**

Fiskars School Office Craft Catalog, Jul. 2004.

(22) Filed: **Nov. 6, 2006**

Primary Examiner—Alan P. Douglas

Assistant Examiner—Deanna Fluegeman

(74) *Attorney, Agent, or Firm*—Foley & Lardner LLP

Related U.S. Application Data

(62) Division of application No. 29/244,844, filed on Dec. 15, 2004, now Pat. No. Des. 536,589.

(51) **LOC (8) Cl.** **08-05**

(52) **U.S. Cl.** **D8/57; D8/107**

(58) **Field of Classification Search** D8/5,
D8/57, 98, 105, 107; 7/135, 136; 30/131,
30/195, 229–262

See application file for complete search history.

(57) **CLAIM**

We claim the ornamental design for a scissors, as shown and described.

(56) **References Cited**

U.S. PATENT DOCUMENTS

3,869,792 A 3/1975 Laurenti
D266,309 S 9/1982 Linden
4,715,122 A 12/1987 Linden
D301,678 S 6/1989 Linden
D318,780 S 8/1991 Bendickson et al.
D338,604 S 8/1993 Ramsey
D344,225 S 2/1994 Hendon et al.
5,325,592 A 7/1994 Linden et al.
D350,466 S 9/1994 Ramsey et al.
D353,087 S 12/1994 Ramsey

DESCRIPTION

FIG. 1 is a perspective view of a scissors showing our new design;

FIG. 2 is a right side view thereof;

FIG. 3 is a left side view thereof;

FIG. 4 is a top plan view thereof;

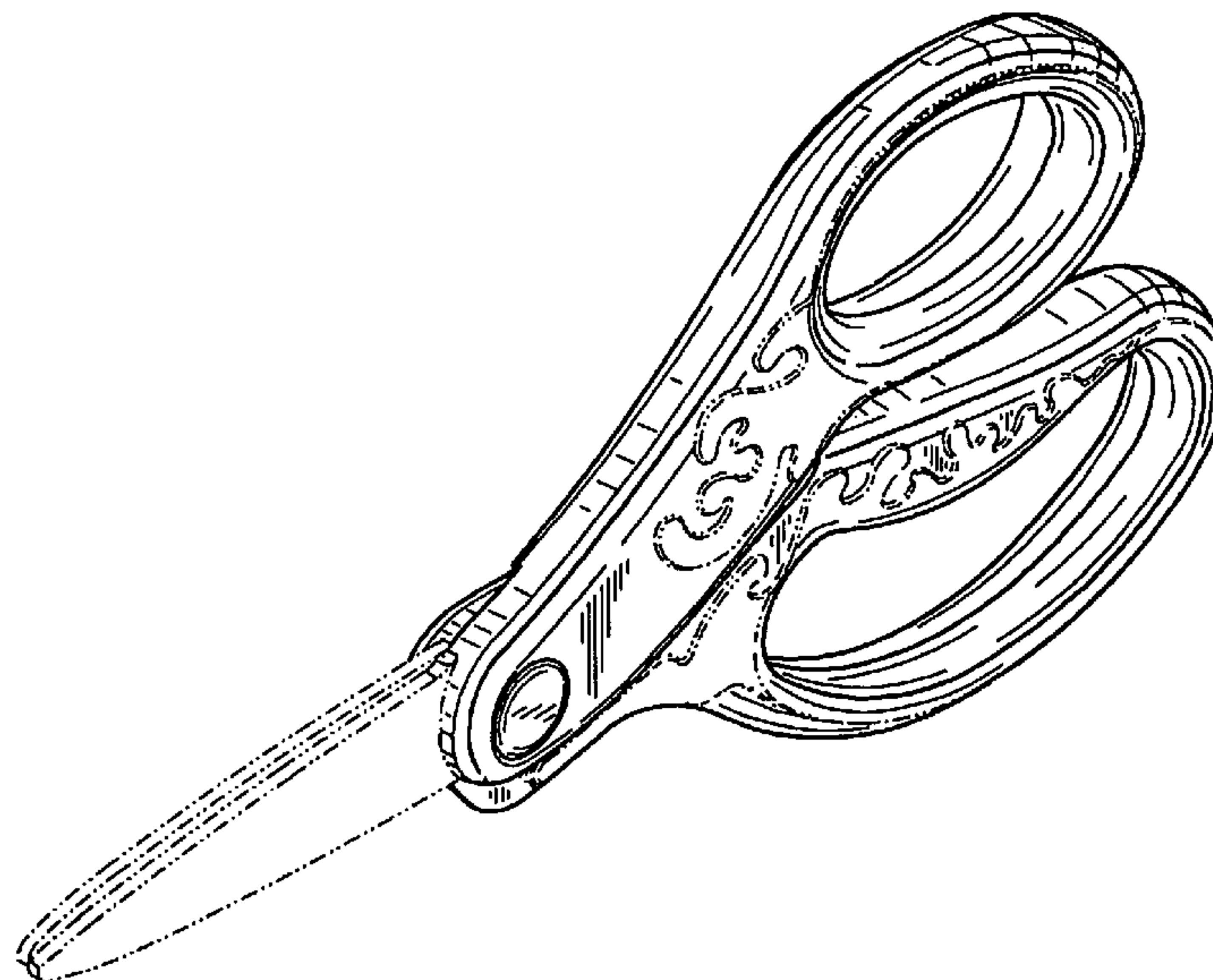
FIG. 5 is a bottom view thereof;

FIG. 6 is a front view thereof; and,

FIG. 7 is rear view thereof.

The ornamental design which is claimed is shown in solid lines in the drawings. The broken lines in the drawings are for illustrative purposes only and form no part of the claimed design.

1 Claim, 3 Drawing Sheets



US D551,928 S

Page 2

U.S. PATENT DOCUMENTS

D393,192 S	4/1998	Cornell			
D393,193 S	4/1998	Schneider			
D395,992 S	7/1998	Bennett et al.			
5,819,416 A *	10/1998	Robinson et al.	30/257	
6,000,138 A *	12/1999	Bornancini	30/232	
D421,375 S	3/2000	Carlson et al.			
D437,198 S *	2/2001	Lo	D8/57	
D444,362 S	7/2001	Pia			
D446,099 S	8/2001	Pia			
D453,457 S	2/2002	Stokes			
D460,671 S	7/2002	Chan			
D470,026 S	2/2003	DiPalma			
D473,438 S	4/2003	Manson et al.			
D502,371 S	3/2005	Pia			
D503,880 S	4/2005	McLean			
D521,830 S *	5/2006	Brady et al.	D8/57	
D532,268 S *	11/2006	McLean	D8/57	

* cited by examiner

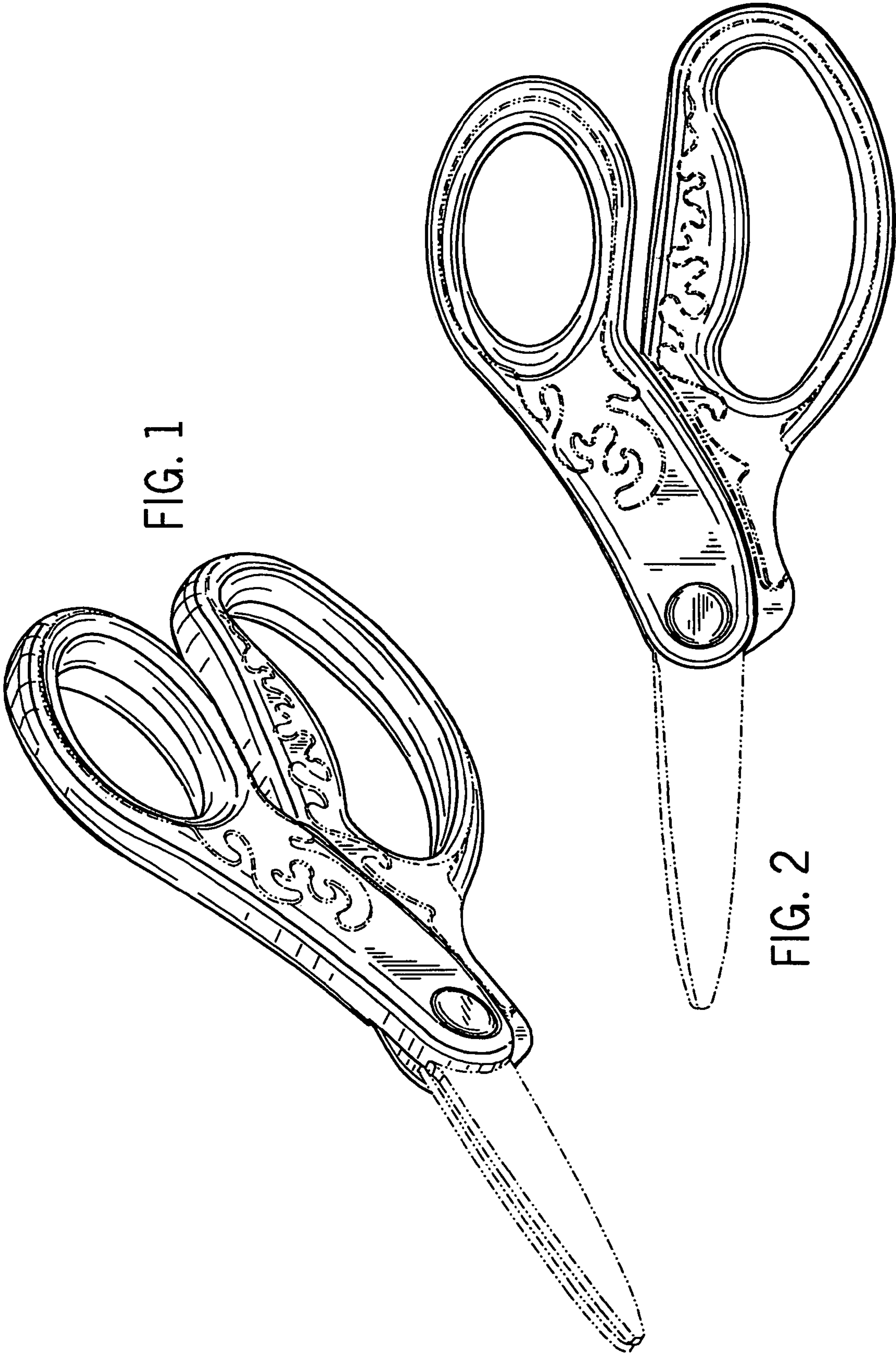


FIG. 1

FIG. 2

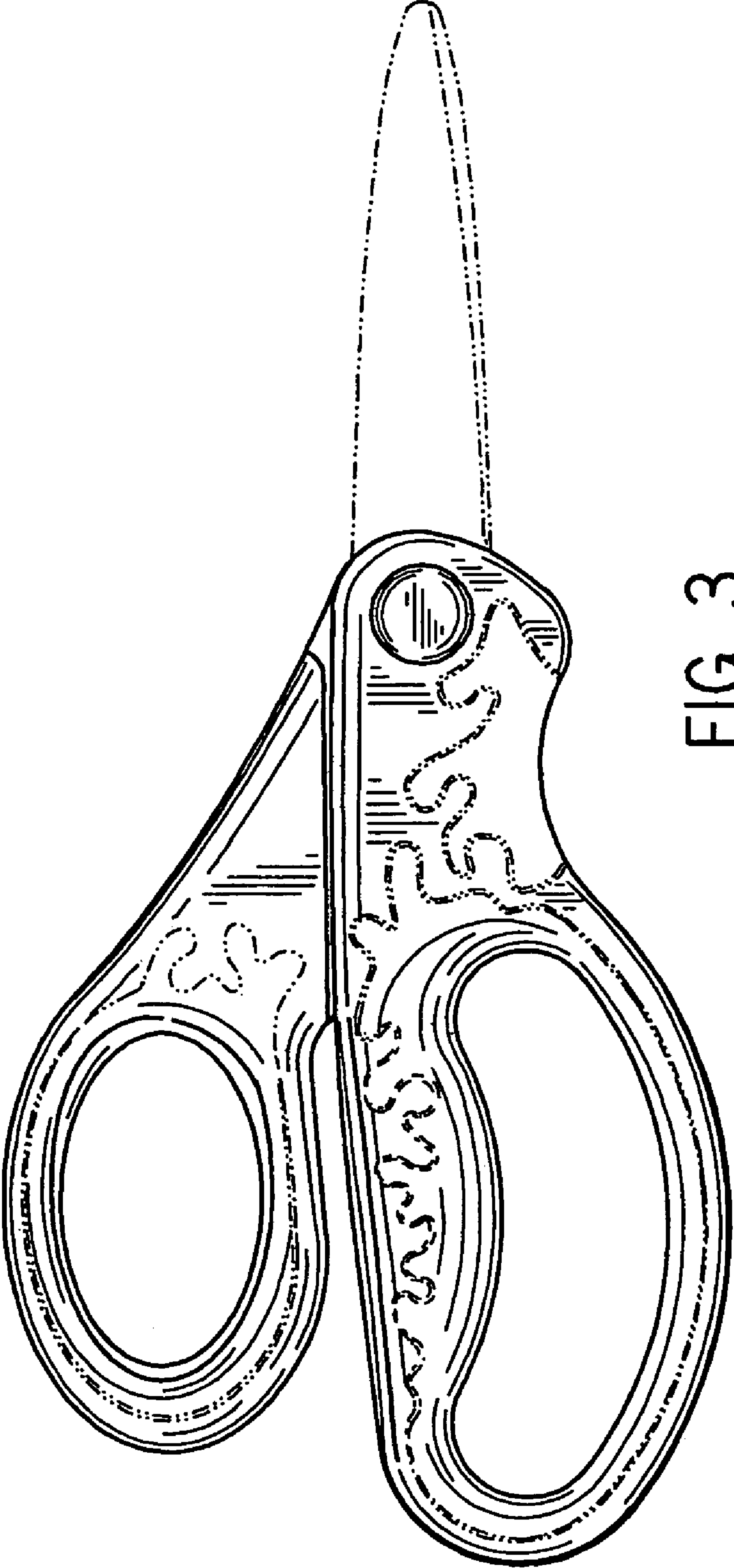


FIG. 3

FIG. 4

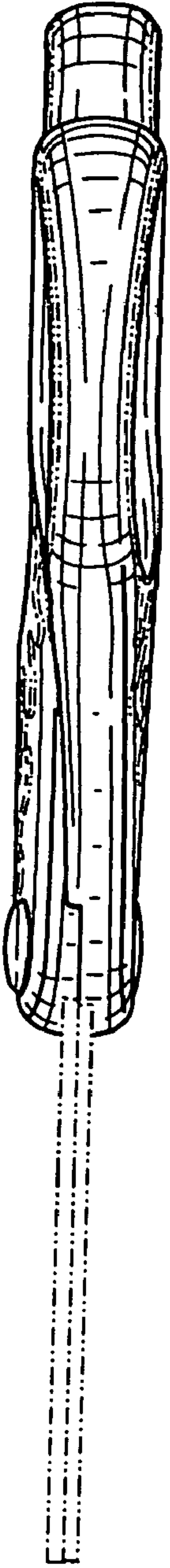


FIG. 5

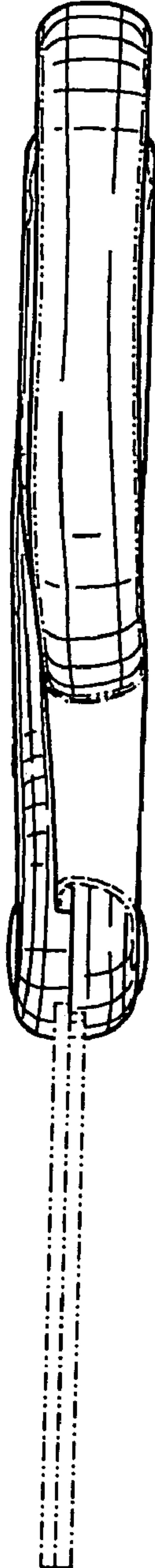


FIG. 7

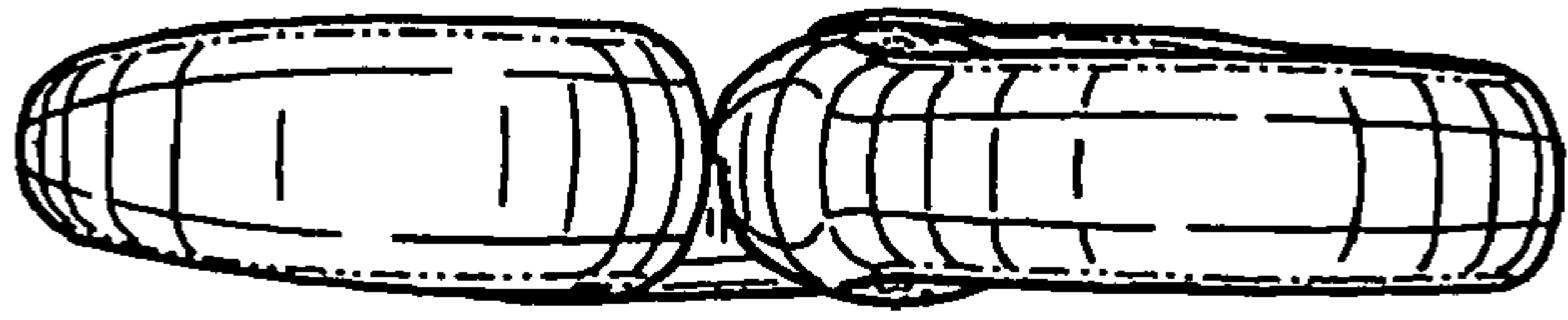


FIG. 6

