



US00D551913S

(12) **United States Design Patent**
Kasper

(10) **Patent No.:** **US D551,913 S**

(45) **Date of Patent:** **** Oct. 2, 2007**

(54) **HANDLE FOR A UTENSIL**

(75) Inventor: **Pete D. Kasper**, Sylvania, OH (US)

(73) Assignee: **World Tableware, Inc.**, Toledo, OH (US)

(**) Term: **14 Years**

(21) Appl. No.: **29/238,188**

(22) Filed: **Sep. 12, 2005**

(51) **LOC (8) Cl.** **07-03**

(52) **U.S. Cl.** **D7/653**

(58) **Field of Classification Search** D7/368,
D7/401.2, 642-664, 688-692, 669, 675, 676,
D7/683; 30/137, 141, 142, 340, 147-150,
30/322-329, 342-345; 416/70 R
See application file for complete search history.

(56) **References Cited**

U.S. PATENT DOCUMENTS

D37,190 S *	10/1904	Codman	D7/653
D39,509 S *	9/1908	Habensack	D7/653
D41,966 S *	12/1911	Ittig	D7/653
D47,782 S *	9/1915	Crowell, Jr.	D7/653
D72,999 S *	7/1927	Kirk	D7/653
D220,404 S *	4/1971	Quistgaard	D7/653
D240,889 S *	8/1976	Guodace	D7/645
D455,936 S *	4/2002	Welch	D7/645

D491,770 S *	6/2004	Strange	D7/653
D493,337 S *	7/2004	Welch	D7/663
D497,083 S *	10/2004	Welch	D7/645
D514,898 S *	2/2006	Poupel	D7/653

* cited by examiner

Primary Examiner—Cathron C. Brooks

Assistant Examiner—Ricky Pham

(74) *Attorney, Agent, or Firm*—MacMillan, Sobanski & Todd, LLC

(57) **CLAIM**

The ornamental design for a handle for a utensil, as shown and described.

DESCRIPTION

FIG. 1 is a top plan view of a handle for a utensil according to the present design;

FIG. 2 is a right side elevational view thereof; the left side elevational view being the same;

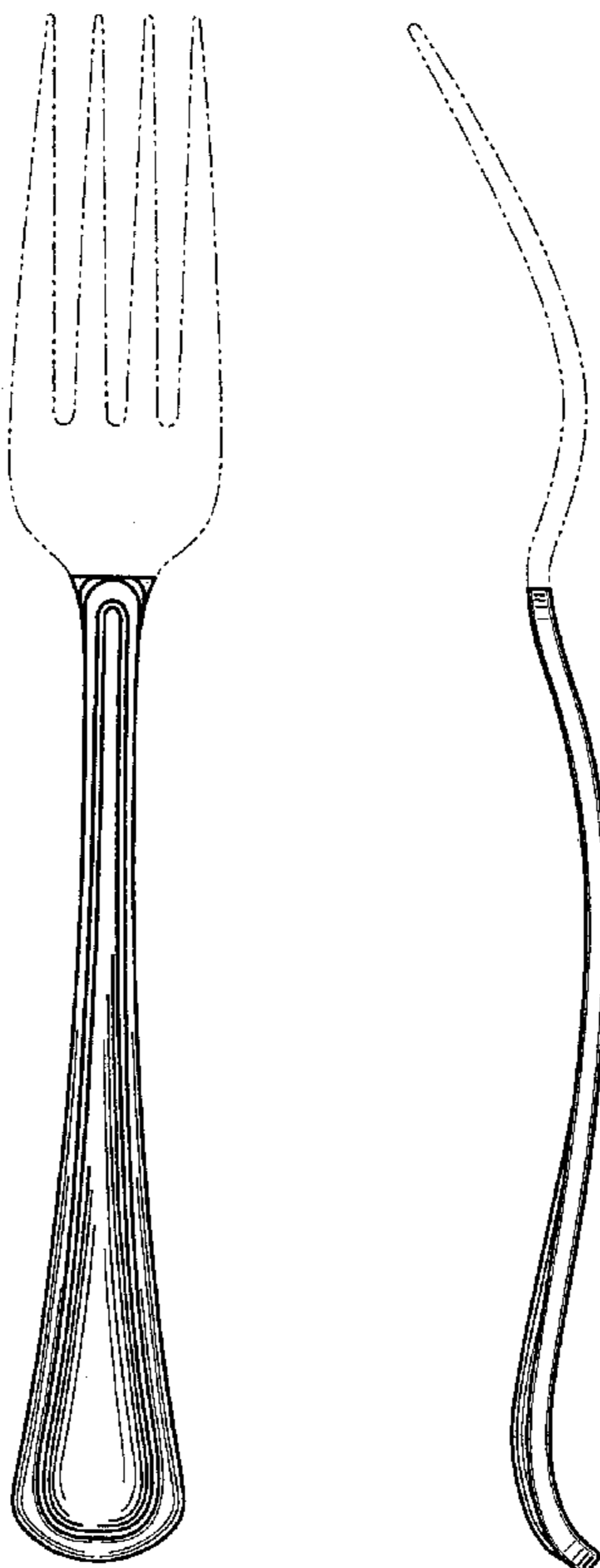
FIG. 3 is a bottom plan view thereof;

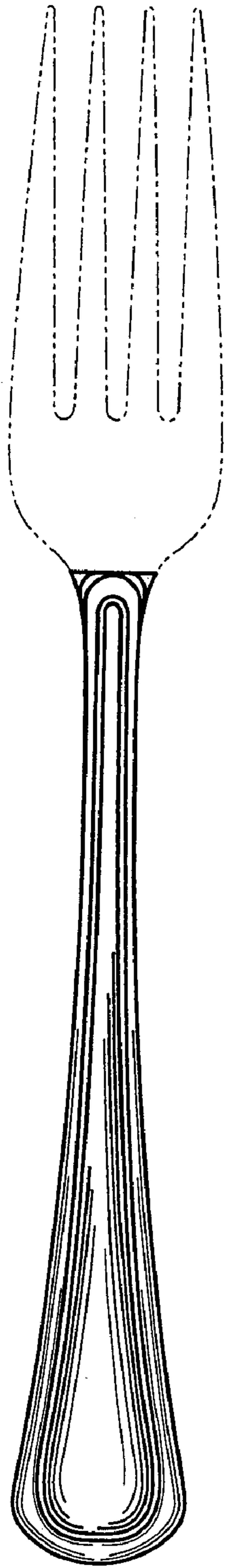
FIG. 4 is a front elevational view thereof; and,

FIG. 5 is a back elevational view thereof.

The broken lines shown FIGS. 1-3 are illustrative of environmental structure only and form no part of the claimed design.

1 Claim, 2 Drawing Sheets

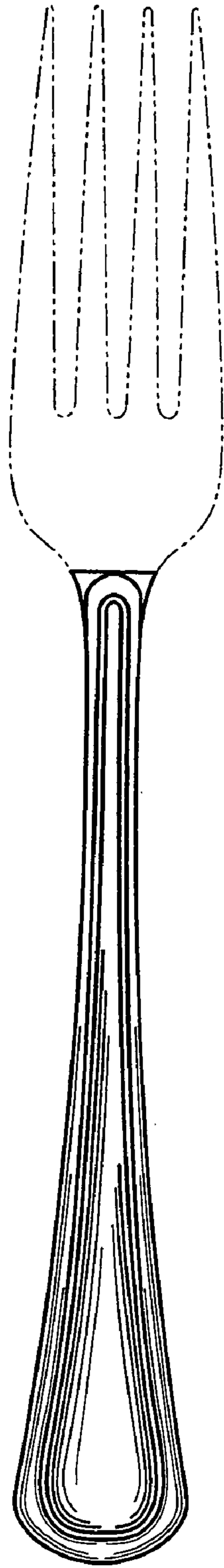




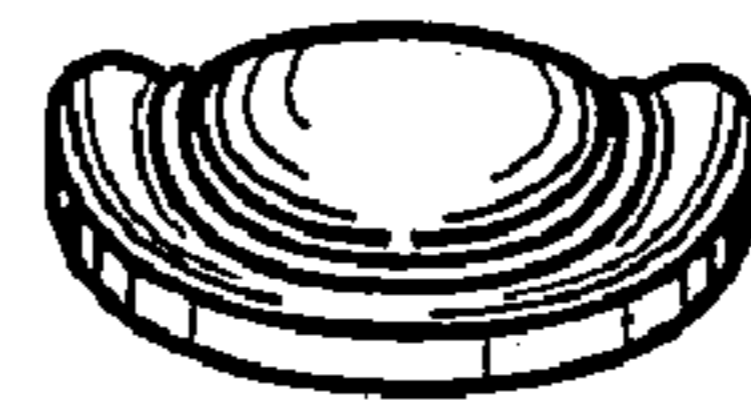
—FIG. 1



—FIG. 2



—FIG. 3



—FIG. 4



—FIG. 5