



US00D551904S

(12) **United States Design Patent** (10) **Patent No.:** **US D551,904 S**
Rousso et al. (45) **Date of Patent:** **** Oct. 2, 2007**

(54) **CUP**
(75) Inventors: **John Rousso**, Trumbull, CT (US);
Stephen Mowers, Fairfield, CT (US);
Brenda Liistro, Westport, CT (US);
Ross Steven Randolph, Rockaway, NJ
(US); **Arden Hill**, Brookline, MA (US);
Erin-Anne Lemieux, Milford, NH
(US); **Kevin Michael Krauss**,
Maynard, MA (US); **Mark Baerenrodt**,
Milford, NH (US)
(73) Assignee: **Playtex Products, Inc.**, Westport, CT
(US)
(**) Term: **14 Years**
(21) Appl. No.: **29/260,945**
(22) Filed: **Jun. 5, 2006**

D364,317 S * 11/1995 Humphrey et al. D7/511
D404,970 S * 2/1999 Asberg D7/511
D406,011 S * 2/1999 Hatsumoto et al. D7/510
6,283,605 B1 * 9/2001 Kalamaras 362/101
6,321,931 B1 * 11/2001 Hakim et al. 220/714
D454,033 S * 3/2002 Miller et al. D7/514
6,368,531 B1 * 4/2002 Chen 264/161
D462,577 S * 9/2002 Miller et al. D7/514
6,502,418 B2 * 1/2003 Holley, Jr. 62/457.3
D476,849 S * 7/2003 Randolph D7/510
D476,850 S * 7/2003 Featherston et al. D7/510
6,783,020 B2 * 8/2004 Featherston et al. 220/254.8
D501,361 S * 2/2005 Tollman D7/510
D507,934 S * 8/2005 Featherston et al. D7/510

* cited by examiner

Primary Examiner—M. N. Pandozzi
(74) *Attorney, Agent, or Firm*—Ohlandt, Greeley, Ruggiero
& Perle, L.L.P

Related U.S. Application Data

(63) Continuation of application No. 29/240,328, filed on
Oct. 12, 2005, now abandoned.

(51) **LOC (8) Cl.** **07-01**
(52) **U.S. Cl.** **D7/510; D7/511**
(58) **Field of Classification Search** D7/510,
D7/511, 533, 534, 590, 515, 516, 514, 519;
215/11.4, 11.1, 396, 388; D9/526; D24/197;
220/713, 705, 714; 206/459.1; 264/161
See application file for complete search history.

References Cited

U.S. PATENT DOCUMENTS

1,561,730 A * 11/1925 Kodama 40/324
2,505,380 A * 4/1950 Blefeld 40/324
D158,412 S * 5/1950 Sandefur D10/46.2
2,577,030 A * 12/1951 Neumann 250/487.1
D165,778 S * 1/1952 Olsen D7/510
2,654,974 A * 10/1953 Rosenthal 446/74
4,922,355 A * 5/1990 Dietz et al. 362/101
D308,456 S * 6/1990 Kalamaras et al. D7/515
D327,393 S * 6/1992 Green et al. D7/511
5,123,190 A * 6/1992 Erberber 40/324
D364,314 S * 11/1995 Humphrey et al. D7/510
D364,316 S * 11/1995 Humphrey et al. D7/510

(57) **CLAIM**

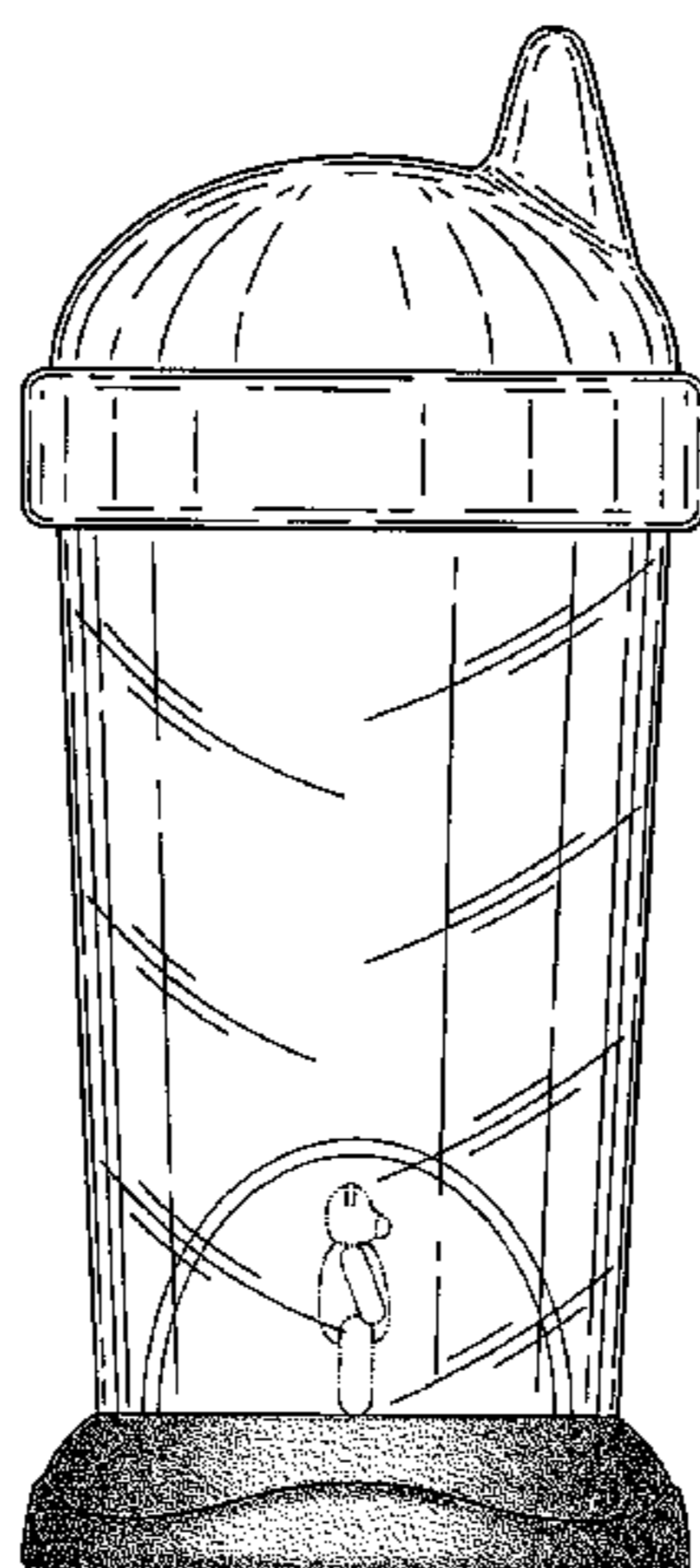
The ornamental design for a cup, as shown and described.

DESCRIPTION

FIG. 1 is a perspective view of a cup showing our new design;
FIG. 2 is a front view of the cup of FIG. 1;
FIG. 3 is a rear view of the cup of FIG. 1;
FIG. 4 is a side view of the cup of FIG. 1, the opposite side being a mirror image thereof;
FIG. 5 is a top view of the cup of FIG. 1;
FIG. 6 is a perspective view of a cup showing a second embodiment of my new design;
FIG. 7 is a front view of the cup of FIG. 6;
FIG. 8 is a rear view of the cup of FIG. 6;
FIG. 9 is a side view of the cup of FIG. 6, the opposite side being a mirror image thereof; and,
FIG. 10 is a top view thereof.

The broken line showing of a bear is for illustrative purposes only and forms no part of the claimed design.

1 Claim, 10 Drawing Sheets



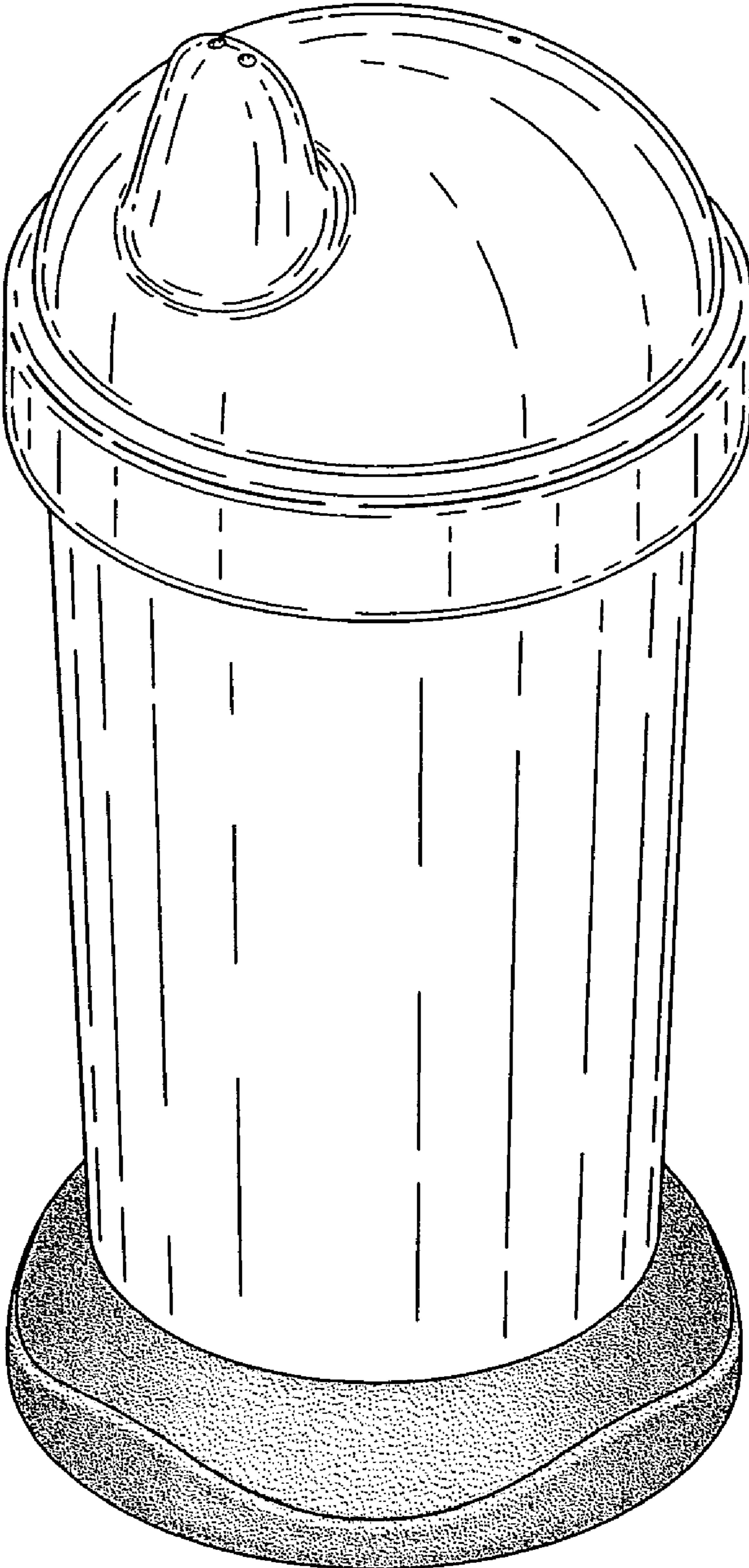


FIG. 1




FIG. 2




FIG. 3




FIG. 4

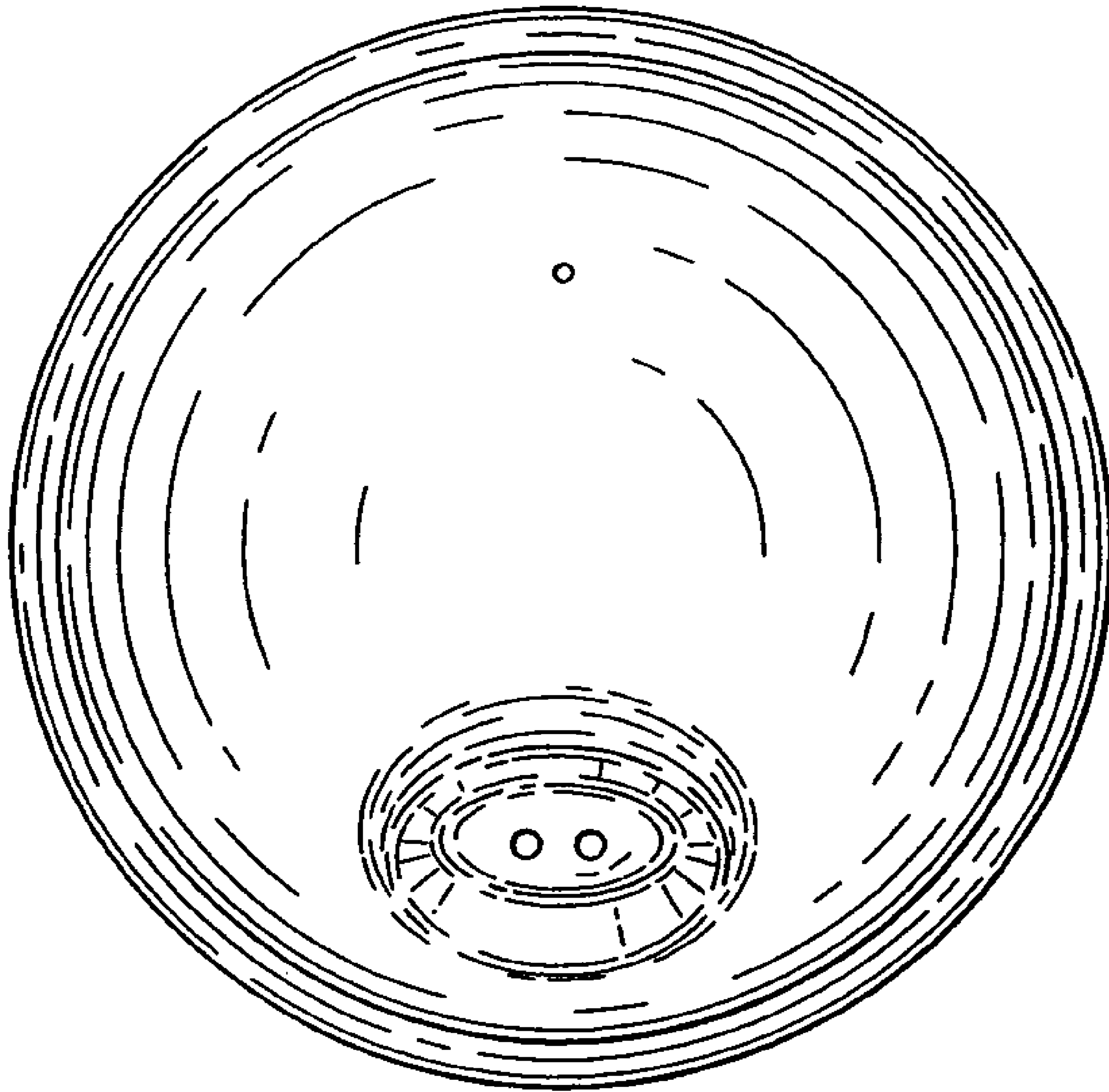


FIG. 5




FIG. 6

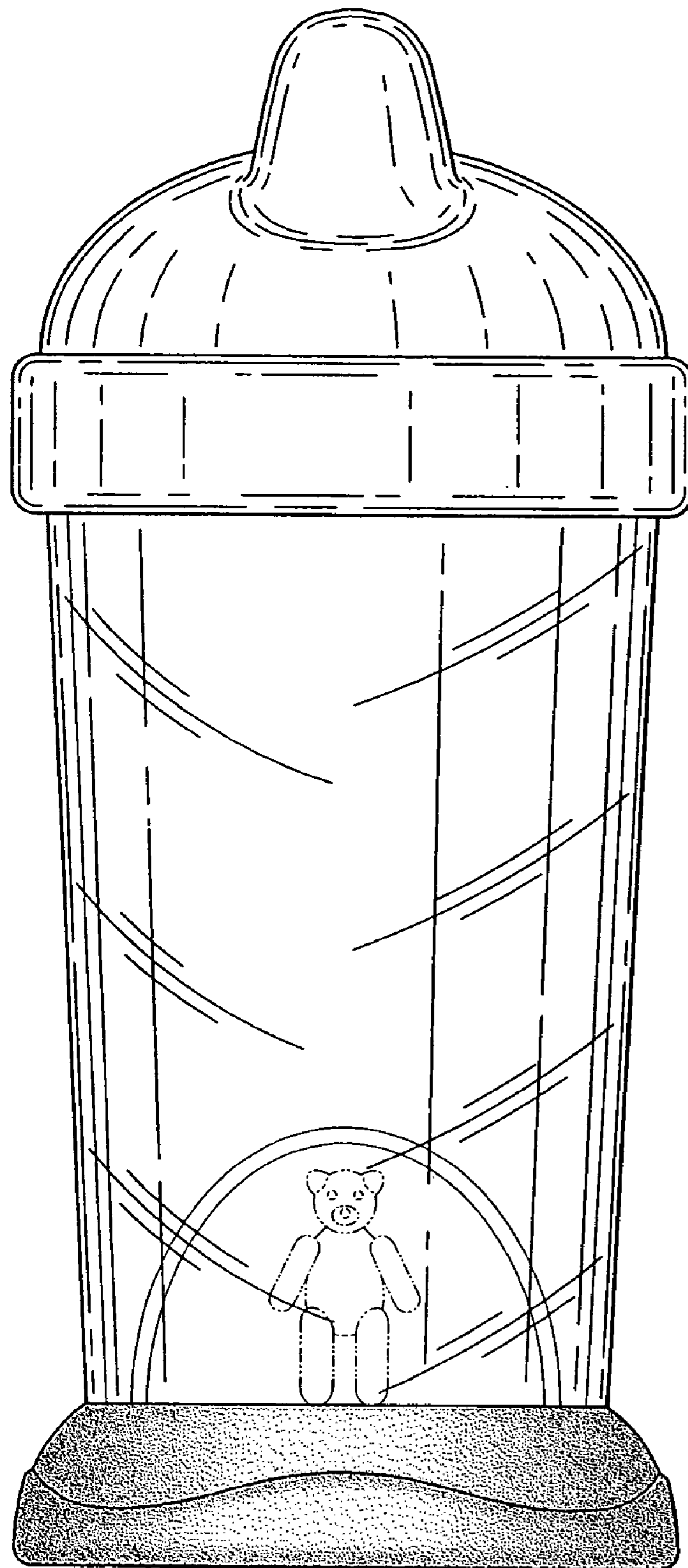


FIG. 7

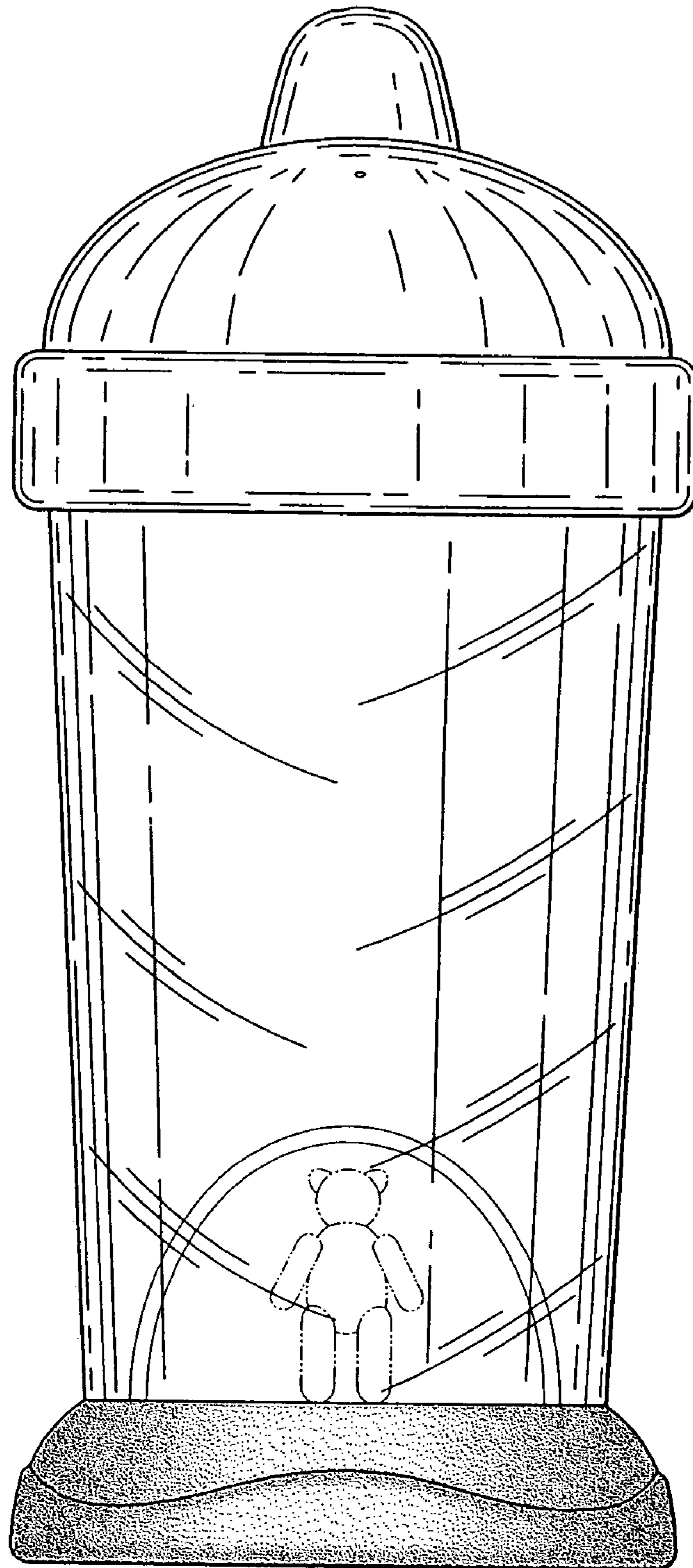


FIG. 8

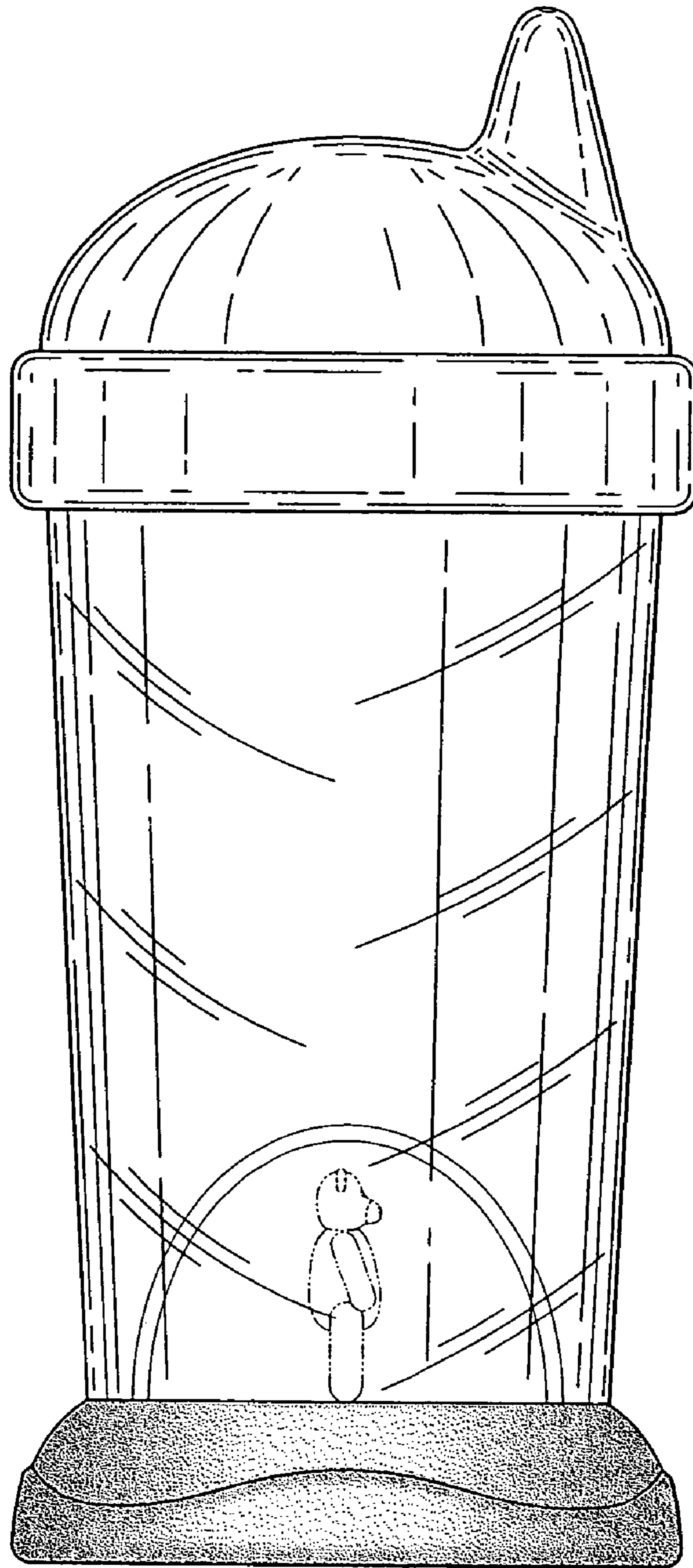


FIG. 9

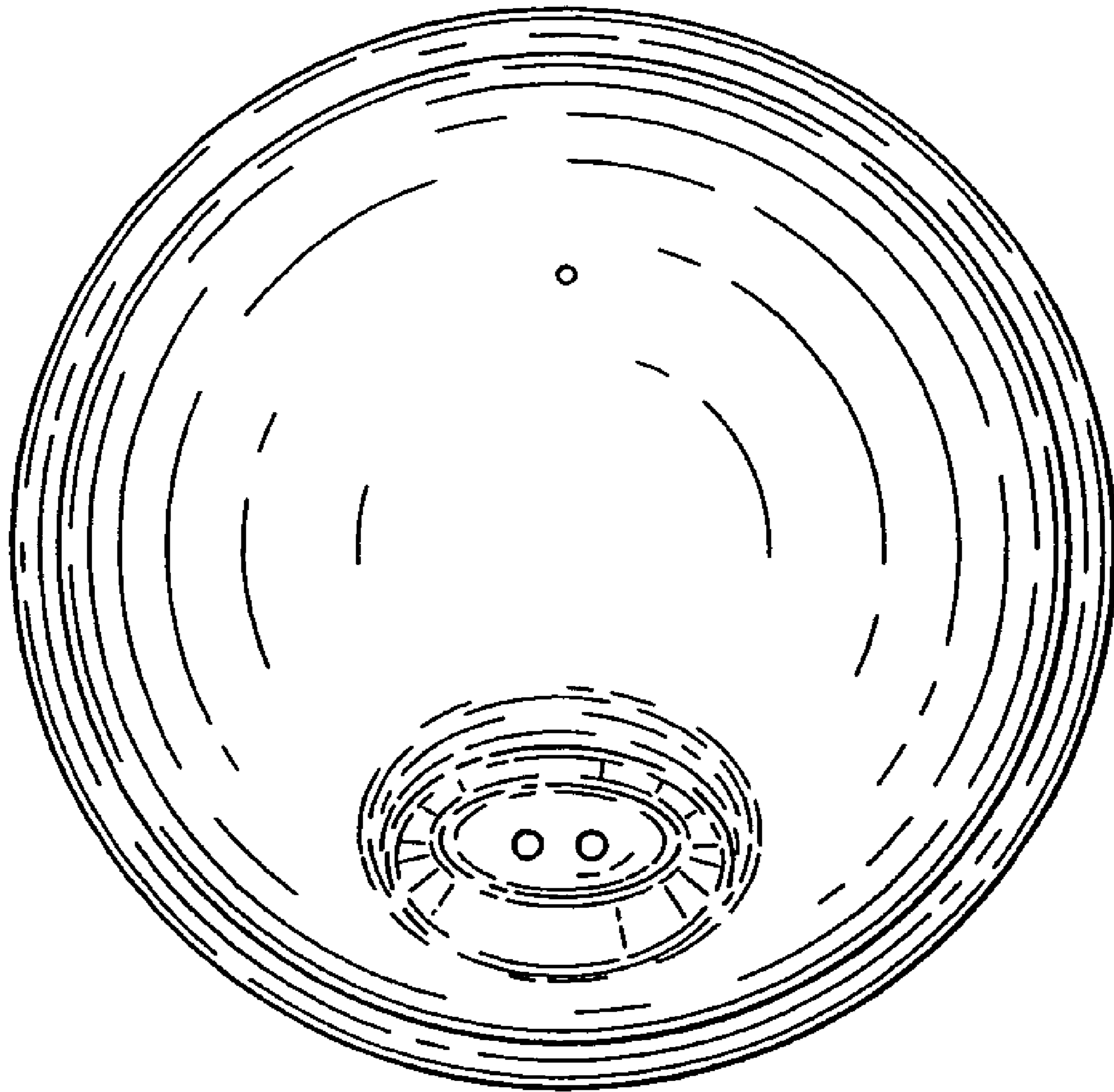


FIG. 10