



US00D551902S

(12) **United States Design Patent**
Wang

(10) **Patent No.:** **US D551,902 S**

(45) **Date of Patent:** **** Oct. 2, 2007**

(54) **UTILITY LIGHTER**

(76) **Inventor:** **Boqi Wang**, 5690 Bandini Blvd., City of Bell, CA (US) 90201

(**) **Term:** **14 Years**

(21) **Appl. No.:** **29/252,045**

(22) **Filed:** **Jan. 19, 2006**

(51) **LOC (8) Cl.** **07-99**

(52) **U.S. Cl.** **D7/416**

(58) **Field of Classification Search** D7/416,
D7/417; D27/141, 147, 152-156, 160, 181;
126/25 B, 229, 401; 431/153, 255, 256,
431/266, 310, 344, 345

See application file for complete search history.

(56) **References Cited**

U.S. PATENT DOCUMENTS

5,199,865	A *	4/1993	Liang	431/255
5,369,556	A *	11/1994	Zeller	431/344
D360,107	S *	7/1995	Segawa	D7/416
D362,313	S *	9/1995	Zeller	D26/43
D380,936	S *	7/1997	Hsu	D7/416
D382,441	S *	8/1997	Ferrara, Jr.	D7/416
D407,945	S *	4/1999	Moran, IV	D7/416
D421,876	S *	3/2000	Hsu	D7/416
6,050,811	A *	4/2000	Stein	431/153
D424,372	S *	5/2000	Chevalier	D7/416
D424,374	S *	5/2000	Stein	D7/416
D437,732	S *	2/2001	Chevalier	D7/416
D441,606	S *	5/2001	Tubby et al.	D7/416
D442,433	S *	5/2001	Tubby et al.	D7/416
D462,235	S *	9/2002	Chevalier et al.	D7/416
D462,574	S *	9/2002	Chen	D7/416
D464,848	S *	10/2002	Chevalier et al.	D7/416

D475,889	S *	6/2003	Deffner	D7/416
D477,748	S *	7/2003	Deffner	D7/416
6,648,630	B2 *	11/2003	Tse	431/153
D482,932	S *	12/2003	Sher	D7/416
D510,841	S *	10/2005	Hsu	D7/416
D525,484	S *	7/2006	Dijkstra	D7/416
2002/0094500	A1 *	7/2002	Tse	D7/153
2006/0172240	A1 *	8/2006	Yu	431/255

* cited by examiner

Primary Examiner—T. Chase Nelson

Assistant Examiner—Karen Acker

(74) *Attorney, Agent, or Firm*—Raymond Y. Chan; David and Raymond Patent Group

(57) **CLAIM**

The ornamental design for a utility lighter, as shown and described.

DESCRIPTION

FIG. 1 is a perspective view showing my new design;

FIG. 2 is a left view thereof;

FIG. 3 is a right view thereof;

FIG. 4 is a front end view thereof;

FIG. 5 is a rear end view thereof;

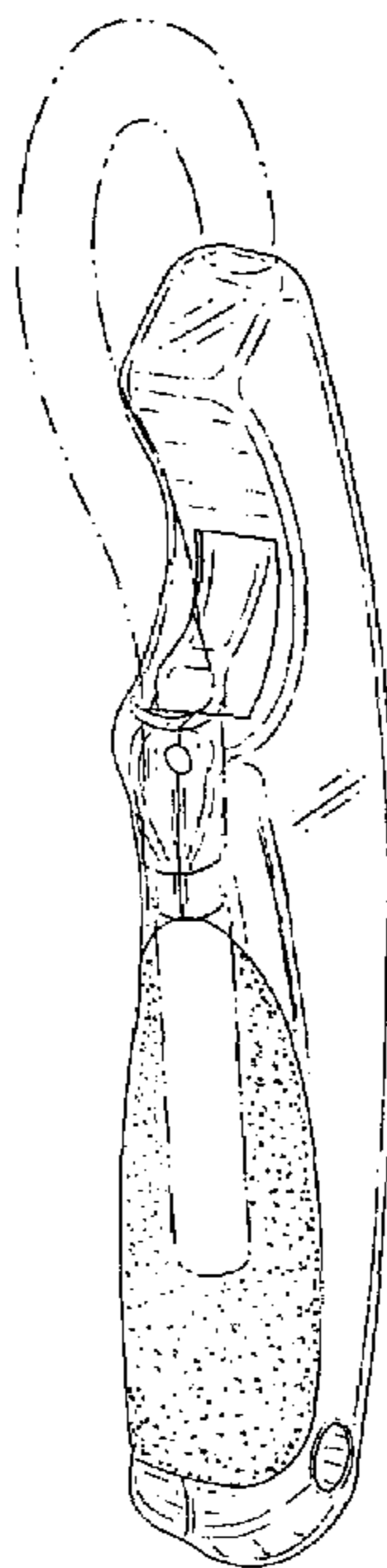
FIG. 6 is a top view thereof;

FIG. 7 is a bottom view thereof; and,

FIG. 8 is a perspective view with the extension, illustrated in broken line, shown in an alternate open position.

The portions shown in broken line are included for the purpose of illustration and form no part of the claimed design.

1 Claim, 8 Drawing Sheets



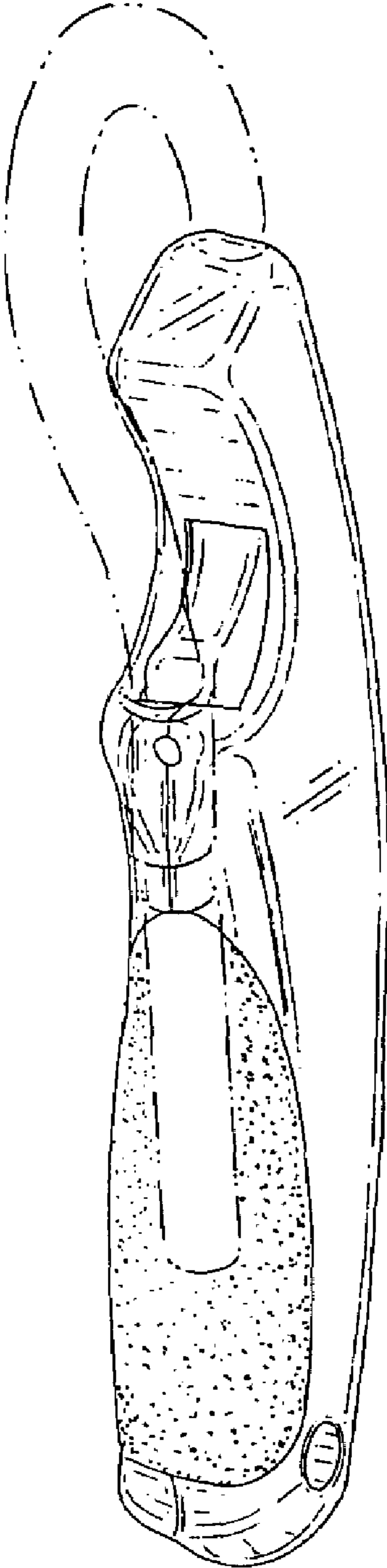


FIG. 1

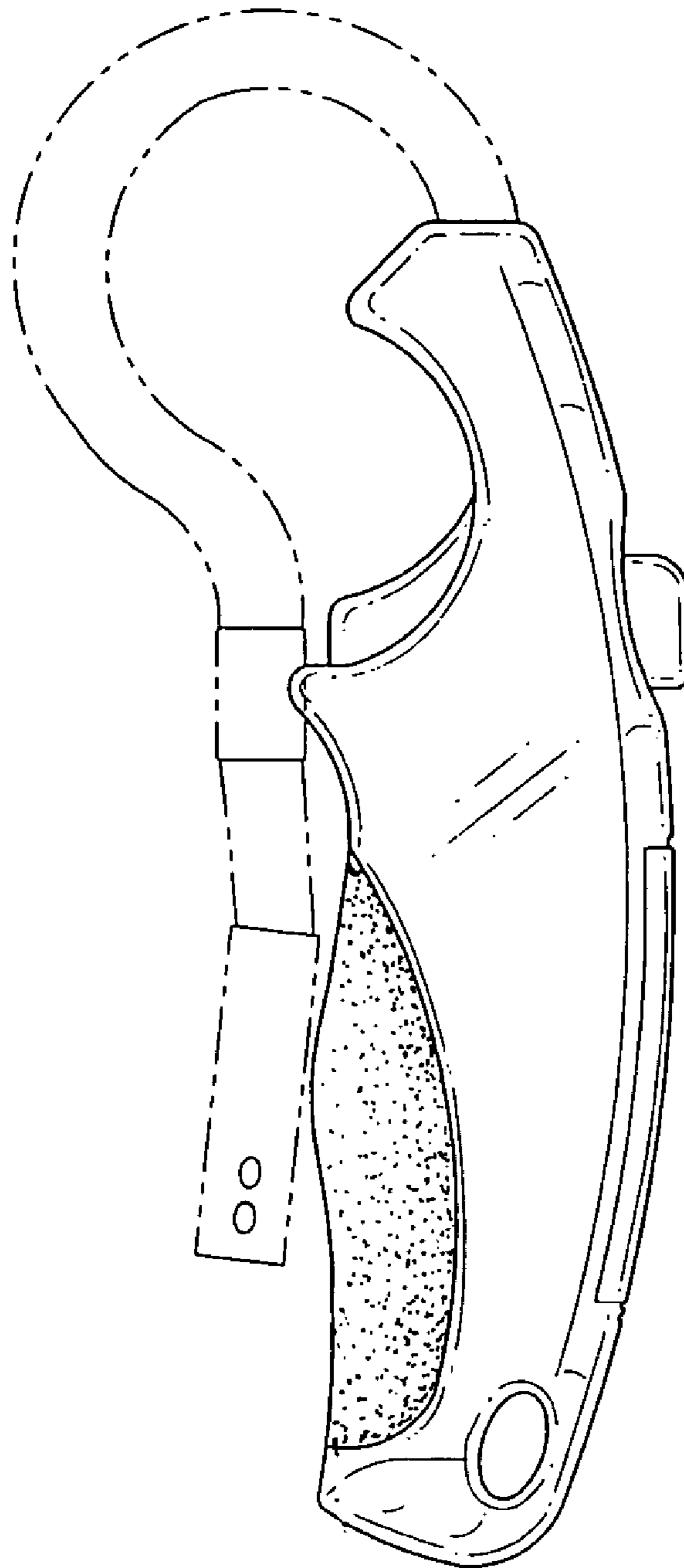


FIG.2

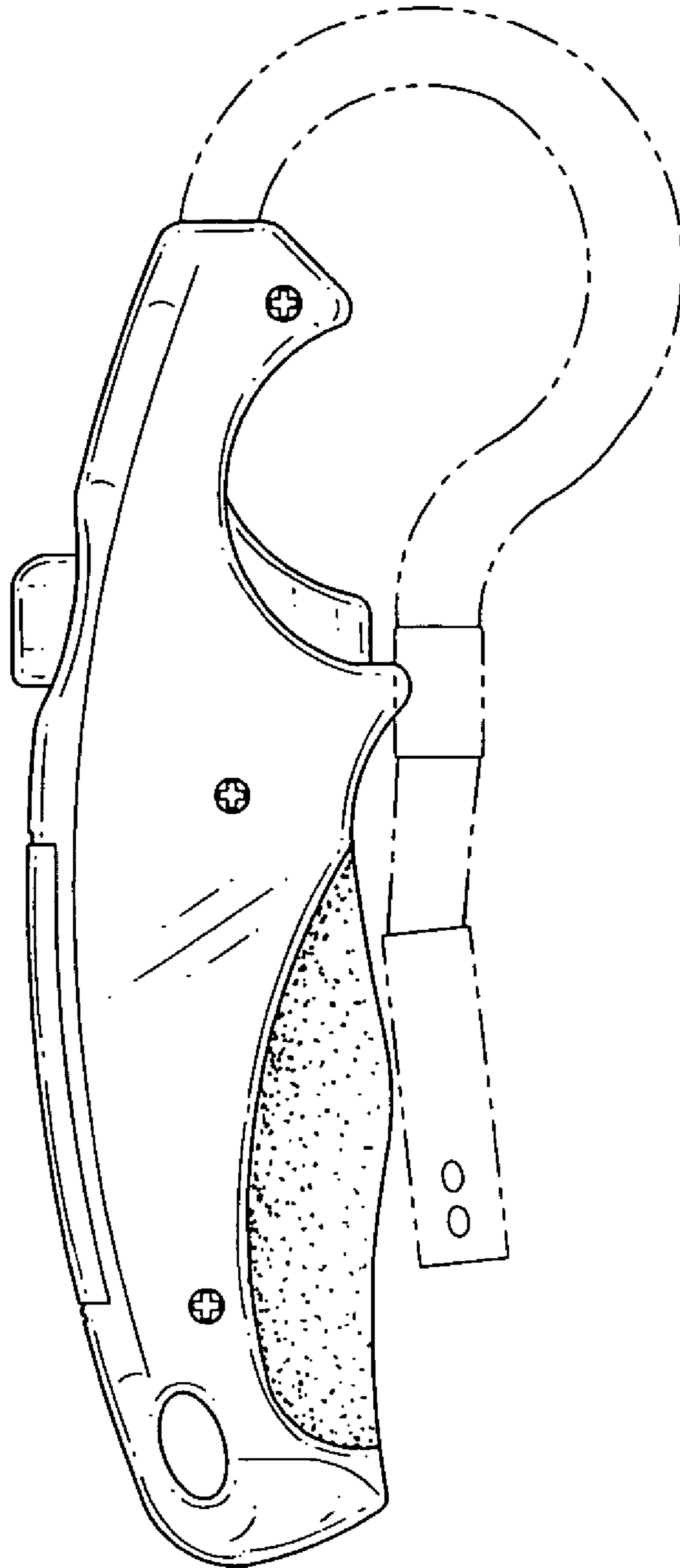


FIG. 3

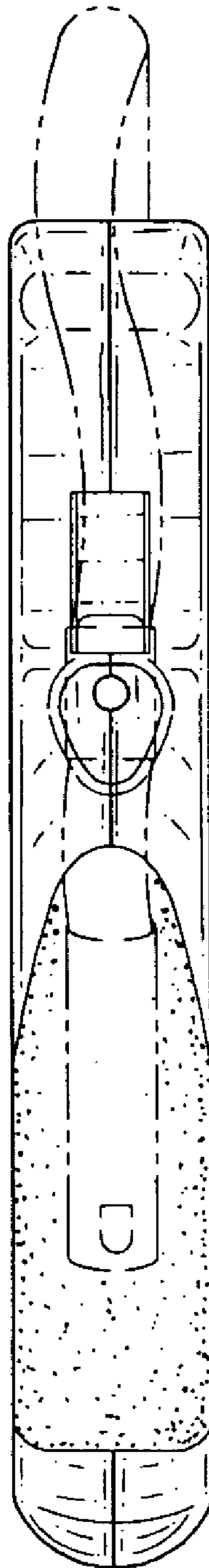


FIG. 4

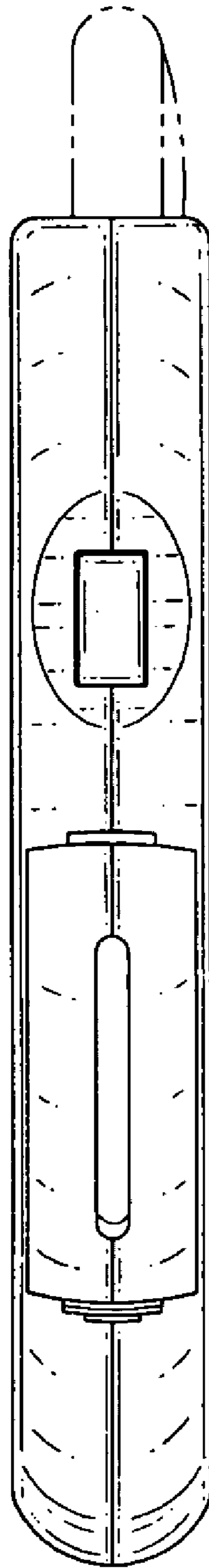


FIG. 5

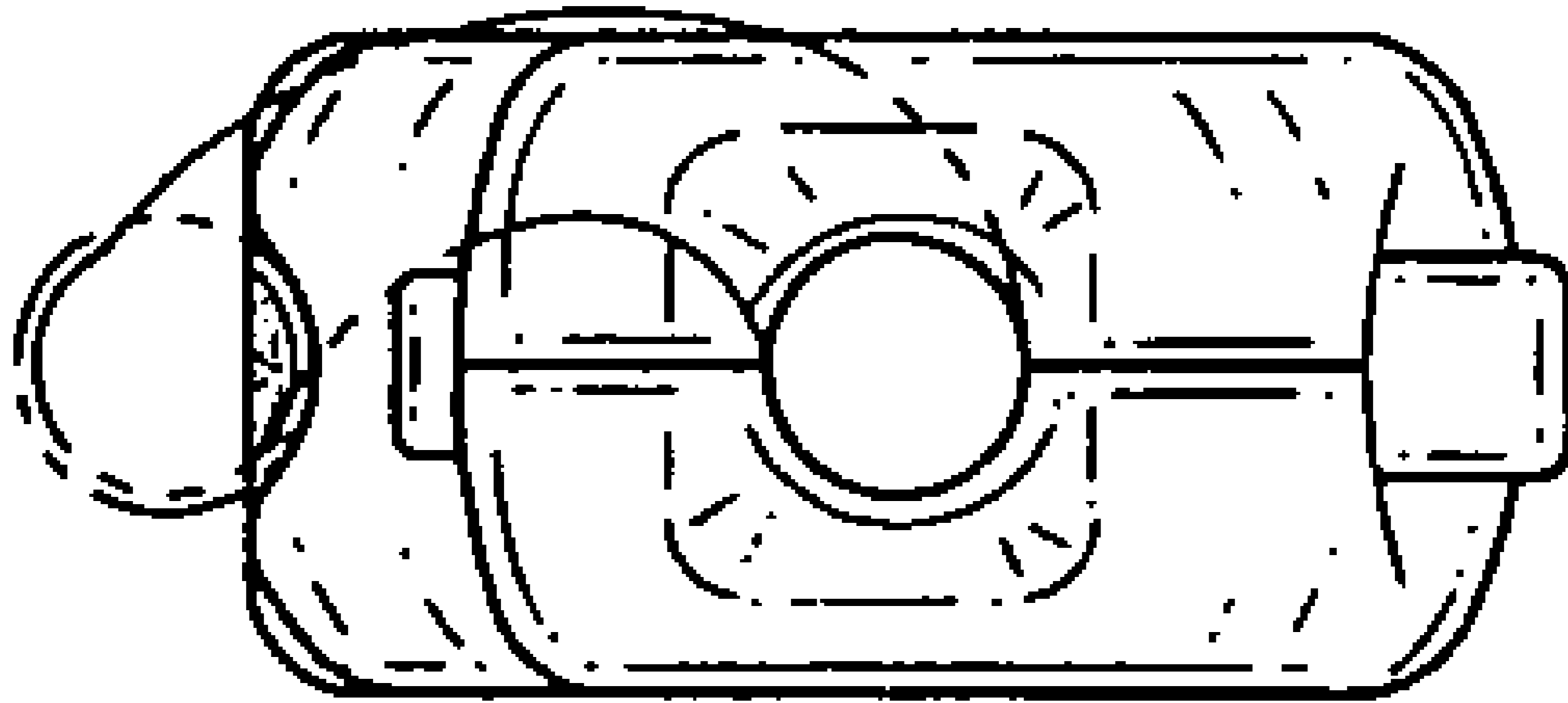


FIG. 6

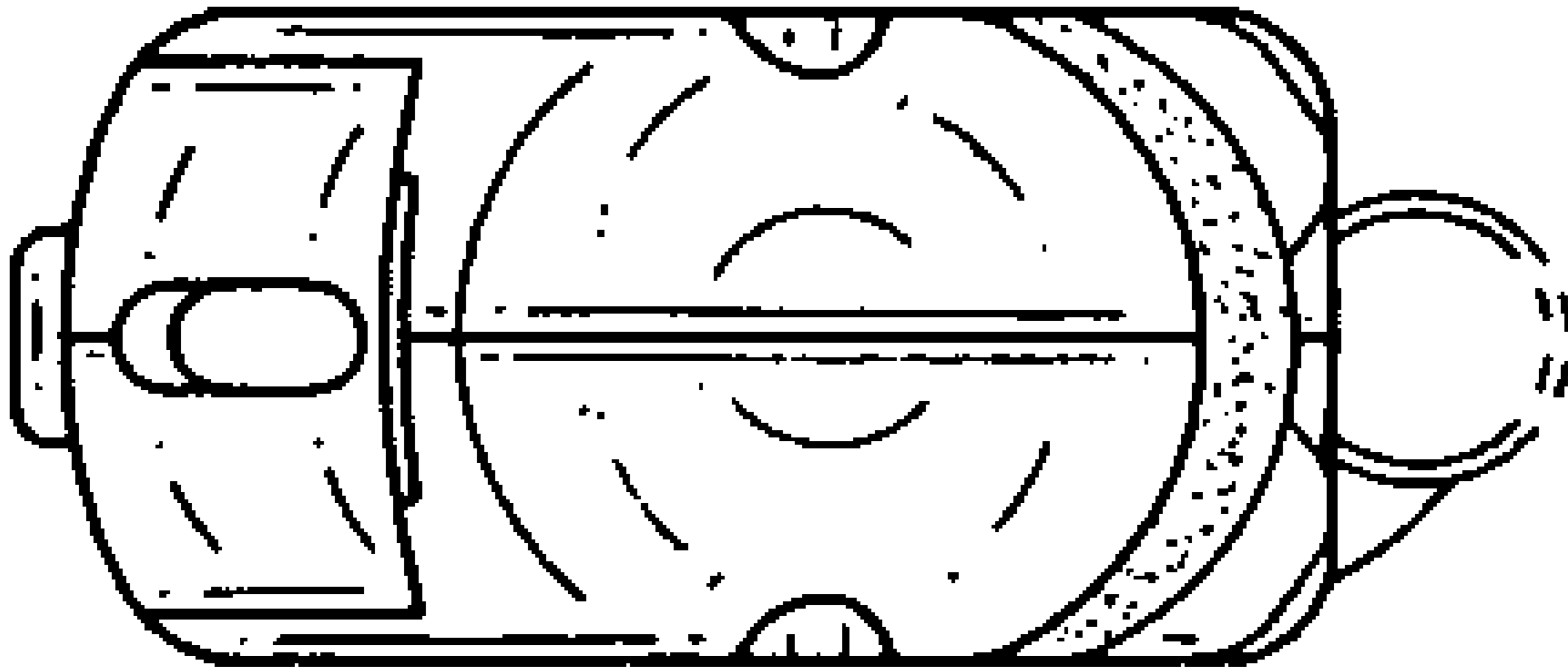


FIG. 7

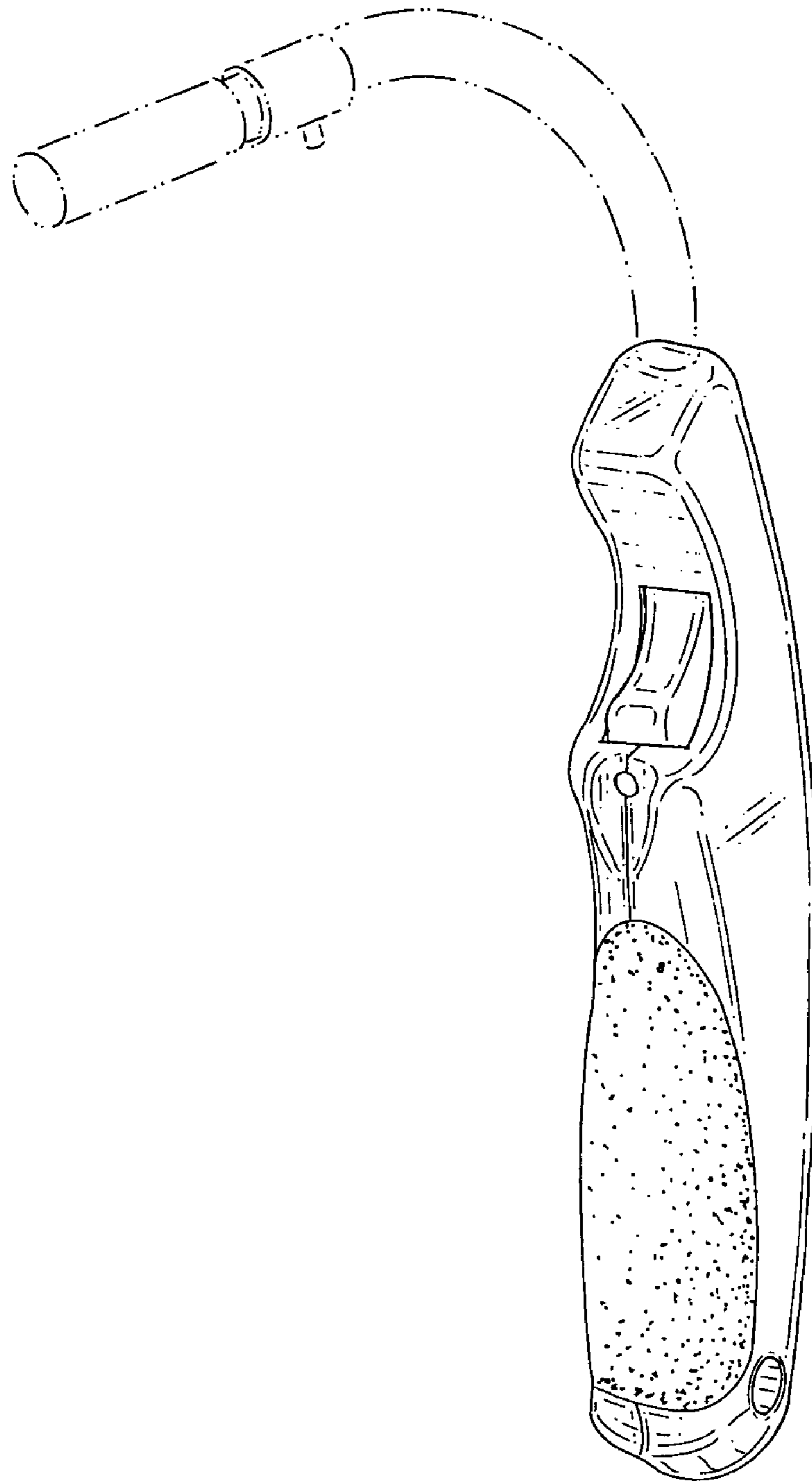


FIG. 8