



US00D551891S

(12) **United States Design Patent**  
**Kaiser et al.**

(10) **Patent No.:** **US D551,891 S**  
(45) **Date of Patent:** **\*\* Oct. 2, 2007**

(54) **COMBINED HAMMOCK, BLANKET, AND SHEET WITH INTEGRAL STUFF SACK**

(76) Inventors: **Kevin M. Kaiser**, 1316 Hollywood, Glenview, IL (US) 60025; **Jonathan M. Neff**, 1316 Hollywood, Glenview, IL (US) 60025

(\*\*) Term: **14 Years**

(21) Appl. No.: **29/263,420**

(22) Filed: **Jul. 20, 2006**

(51) **LOC (8) Cl.** ..... **06-13**

(52) **U.S. Cl.** ..... **D6/603; D6/595**

(58) **Field of Classification Search** ..... D6/386, D6/387, 582, 595, 596, 602, 603, 606, 608, D6/609; 5/102, 122, 123, 416 AM, 413 R, 5/417-420, 485, 489, 490, 495, 496, 502, 5/653; D3/201, 215, 274, 303; 428/68, 428/81, 35.5; 224/575-577; 2/69.5, 410  
See application file for complete search history.

(56) **References Cited**

**U.S. PATENT DOCUMENTS**

3,226,737	A *	1/1966	Rote	5/417
3,633,227	A *	1/1972	Tegeler	5/413 R
4,542,050	A *	9/1985	Gallant	428/35.5
4,634,618	A *	1/1987	Greer et al.	428/81
4,654,906	A *	4/1987	Roberts	5/417
D317,841	S *	7/1991	Mendyk	D6/602

5,414,881	A *	5/1995	Terrazas	5/417
5,457,829	A *	10/1995	Elliott	5/420
5,785,219	A *	7/1998	Kraft	224/576
6,393,638	B1 *	5/2002	MacColl	5/419
2006/0024471	A1 *	2/2006	Cunningham	428/81

\* cited by examiner

*Primary Examiner*—Robert M. Spear

*Assistant Examiner*—Mary Ann Calabrese

(74) *Attorney, Agent, or Firm*—Law Offices of David L. Hoffman

(57) **CLAIM**

We claim the ornamental design for a combined hammock, blanket, and sheet with integral stuff sack, as shown and described herein.

**DESCRIPTION**

FIG. 1 is an underside perspective view of my combined hammock, blanket, and sheet with integral stuff sack, showing at each corner pockets for sand and grommets;

FIG. 2 is a top view thereof;

FIG. 3 is a bottom view thereof;

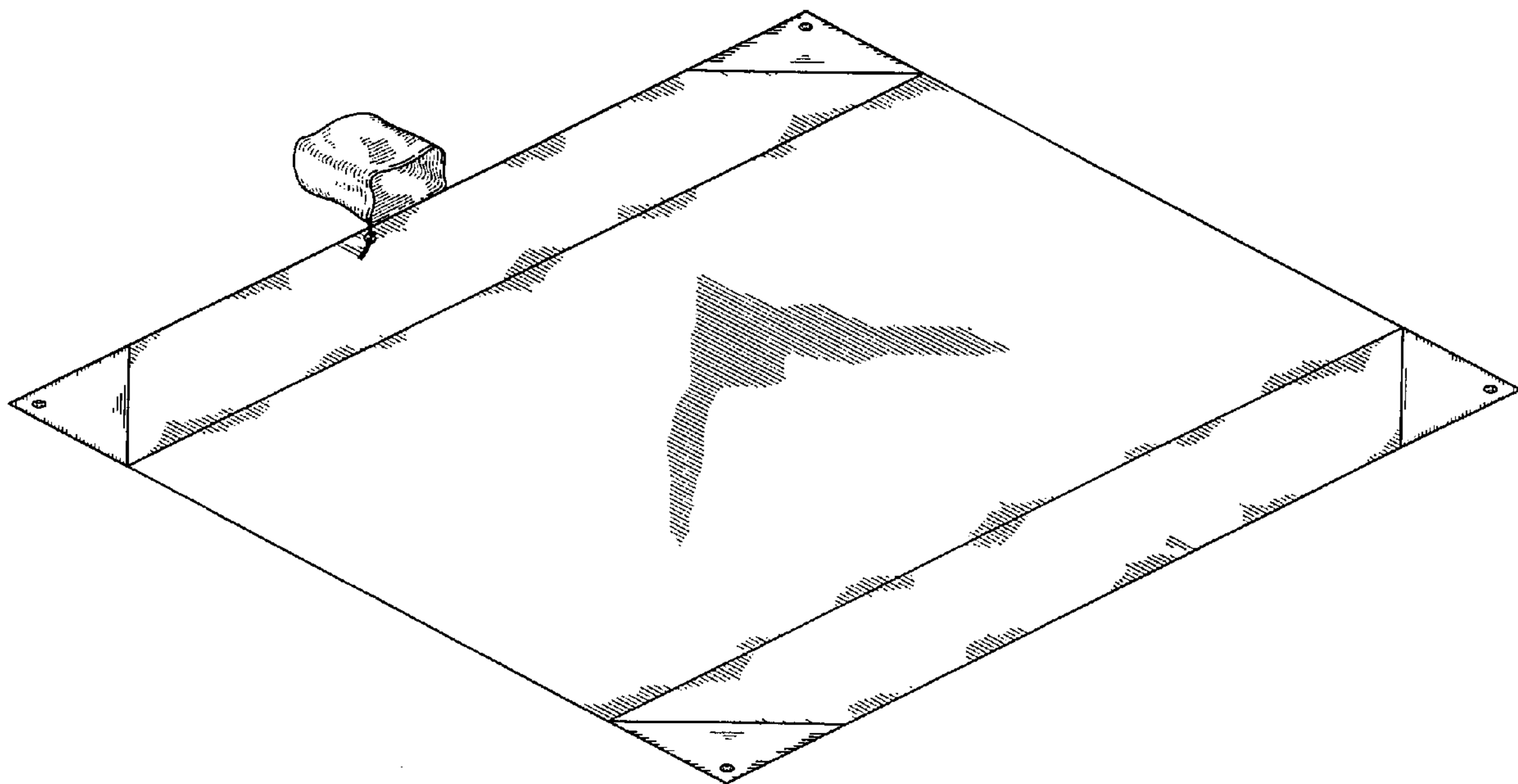
FIG. 4 is a right side elevational view thereof;

FIG. 5 is a left side elevational view thereof;

FIG. 6 is a rear elevational view thereof; and,

FIG. 7 is a front elevational view thereof.

**1 Claim, 4 Drawing Sheets**



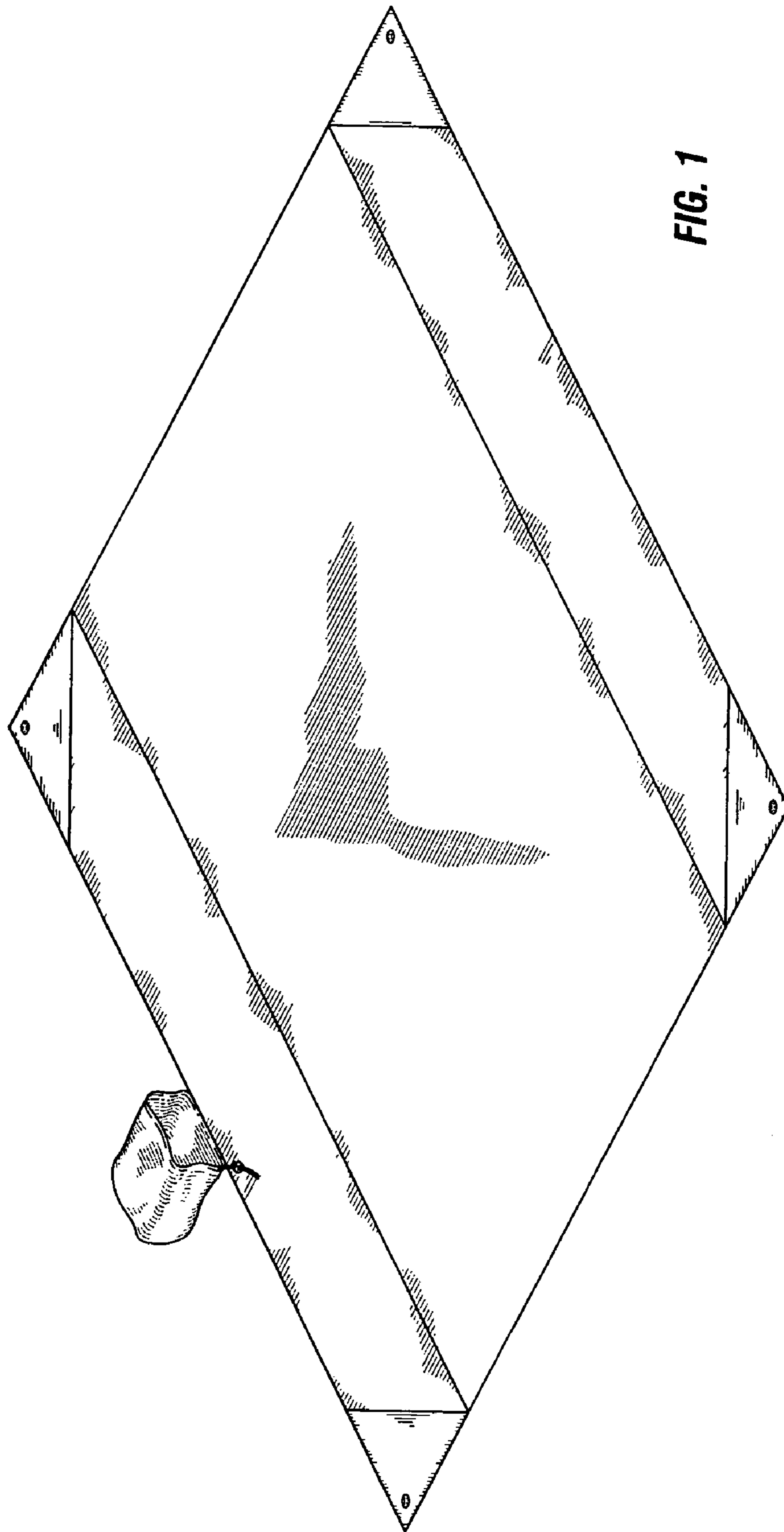
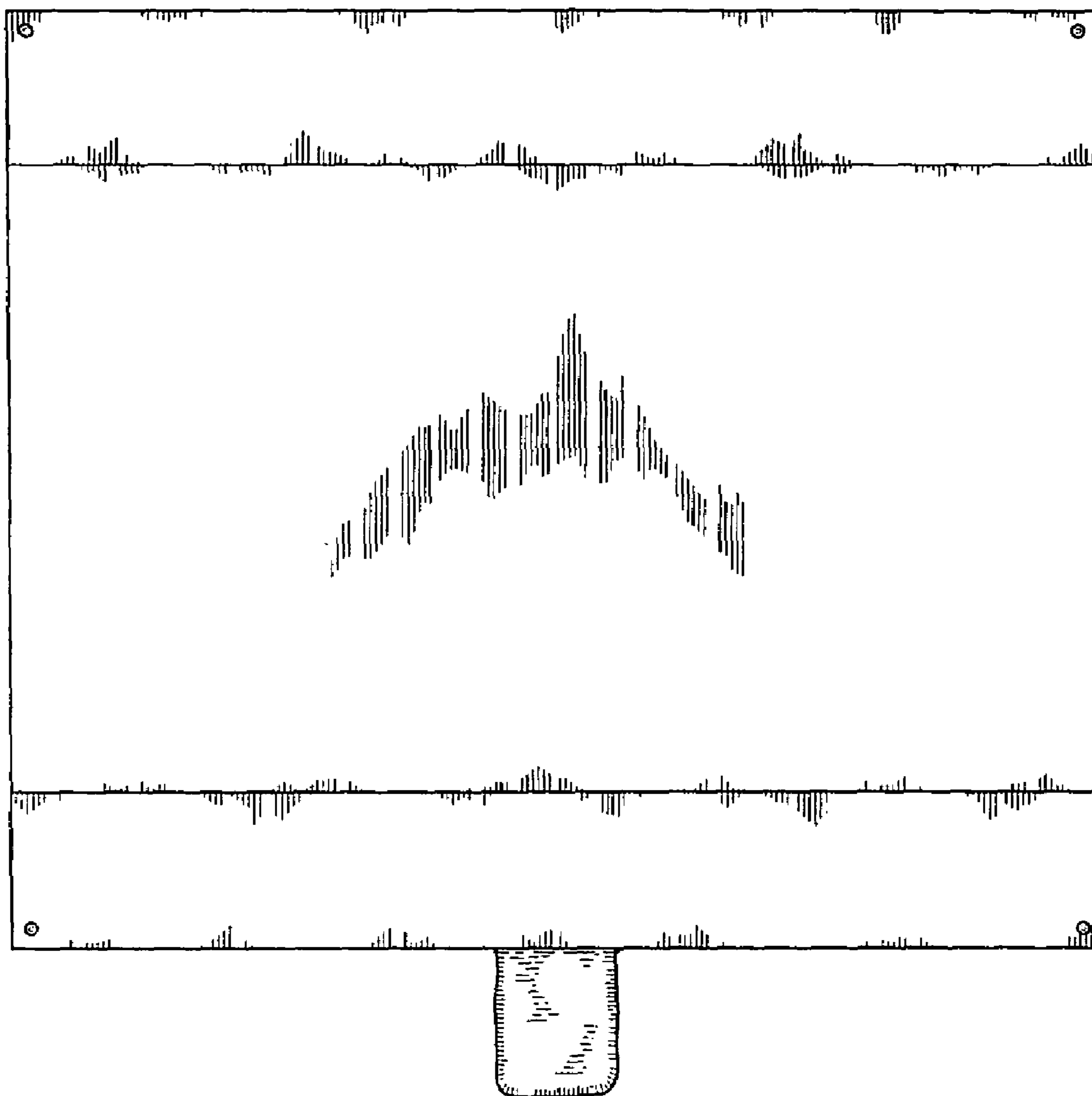
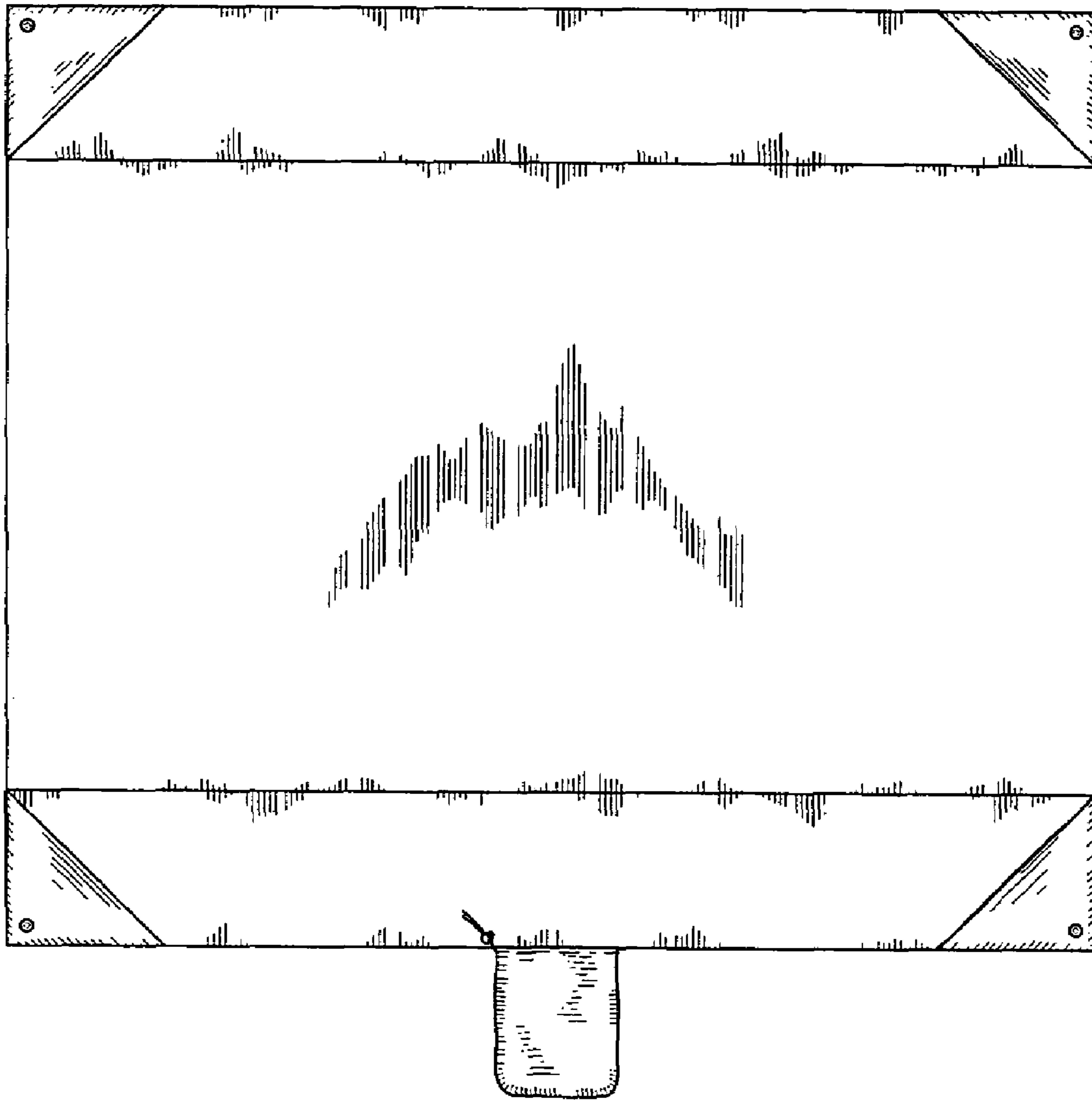


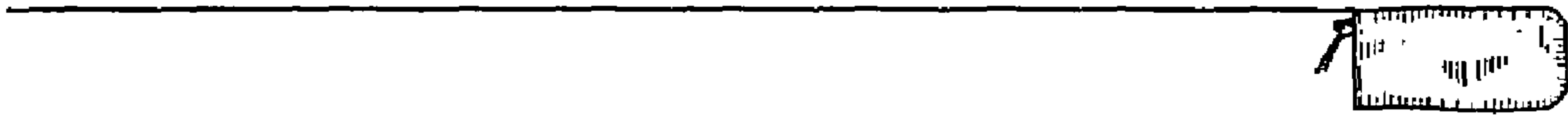
FIG. 1



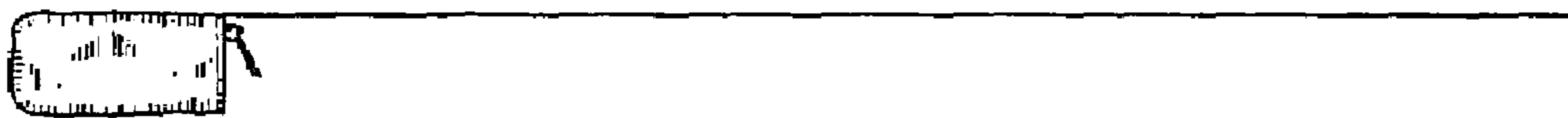
**FIG. 2**




**FIG. 3**



**FIG. 4**



**FIG. 5**



**FIG. 6**



**FIG. 7**