



US00D551888S

(12) **United States Design Patent**  
**Kirby**

(10) **Patent No.:** **US D551,888 S**

(45) **Date of Patent:** **\*\* Oct. 2, 2007**

(54) **COMBINATION UNIT INCLUDING MIRROR**

(57) **CLAIM**

(76) **Inventor:** **Braxton Kirby**, 503 Blakewood St.,  
Wilson, NC (US) 27893

The ornamental design for a combination unit including mirror, as shown and described.

(\*\*) **Term:** **14 Years**

**DESCRIPTION**

(21) **Appl. No.:** **29/243,032**

FIG. 1 is a front view of the combination unit including mirror. The portions of the combination unit which are depicted by means of broken lines in the figure has been shown for illustrative purposes only and form no part of the claimed design.

(22) **Filed:** **Nov. 17, 2005**

(51) **LOC (8) Cl.** ..... **06-04**

(52) **U.S. Cl.** ..... **D6/568**

FIG. 2 is a right side view of the combination unit including mirror.

(58) **Field of Classification Search** ..... D6/300,  
D6/568; 40/700, 711, 714-717, 722, 745,  
40/754-755, 790, 798; 359/838, 871; 211/13.1,  
211/71.01, 87.01, 88.01, 90.01

FIG. 3 is a left side view of the combination unit including mirror.

See application file for complete search history.

FIG. 4 is a rear view of the combination unit including mirror.

(56) **References Cited**

FIG. 5 is a top view of the combination unit including mirror. The portions of the combination unit which are depicted by means of broken lines in the figure has been shown for illustrative purposes only and form no part of the claimed design.

**U.S. PATENT DOCUMENTS**

D264,414 S *	5/1982	Missir .....	D6/568
D267,294 S *	12/1982	Nusz .....	D6/568
D268,238 S *	3/1983	Brescia et al. ....	D6/300
D272,969 S *	3/1984	Sussman .....	D6/300
D279,064 S *	6/1985	Scholl .....	D6/568
D282,993 S *	3/1986	Sanford .....	D6/568
D491,731 S *	6/2004	Harwanko .....	D6/300

FIG. 6 is a bottom view of the combination unit including mirror; and,

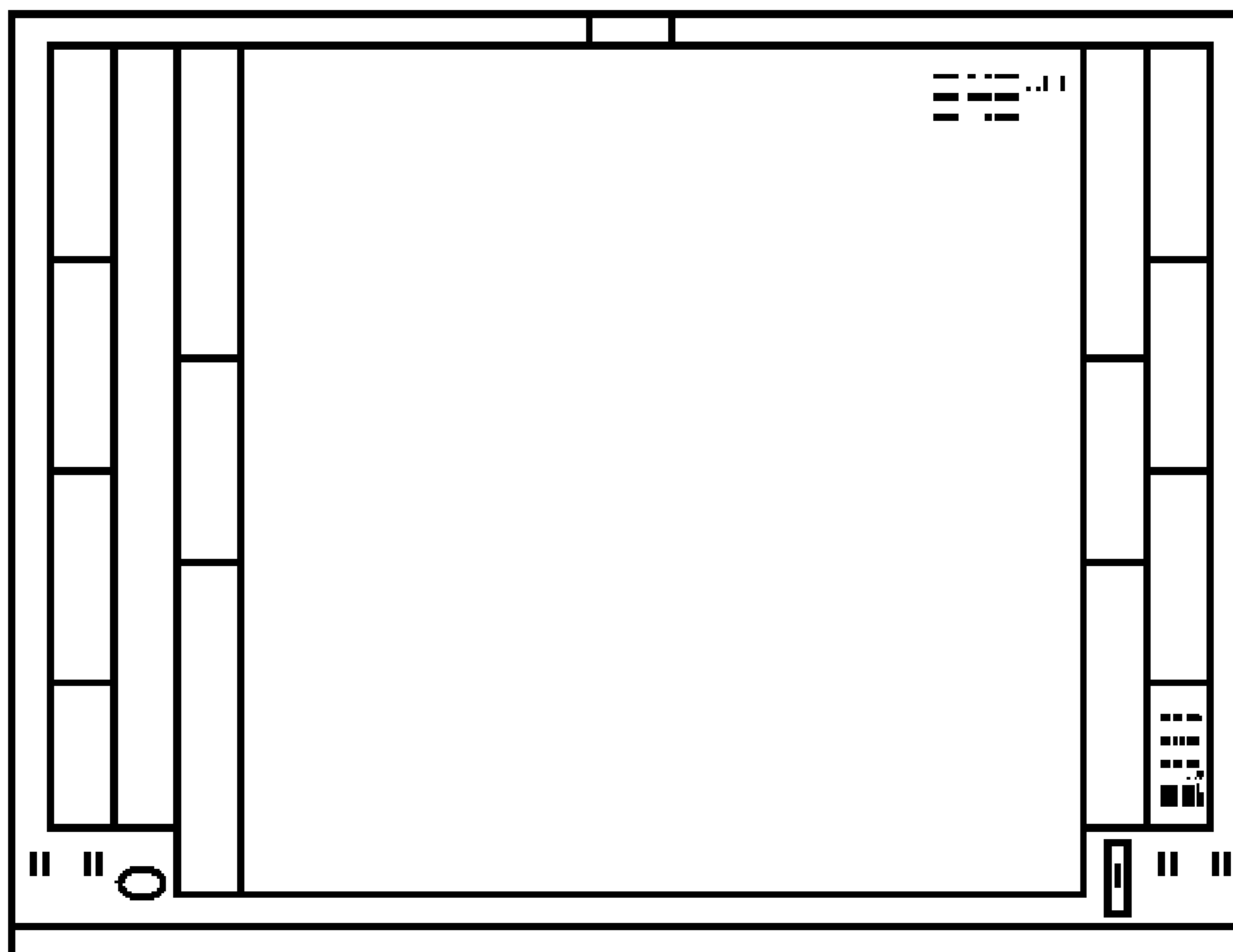
FIG. 7 is a perspective view of the combination unit including mirror. The portions of the combination unit which are depicted by means of broken lines in the figure has been shown for illustrative purposes only and form no part of the claimed design.

\* cited by examiner

*Primary Examiner*—Brian N Vinson

(74) *Attorney, Agent, or Firm*—Paul H. Demchick

**1 Claim, 7 Drawing Sheets**



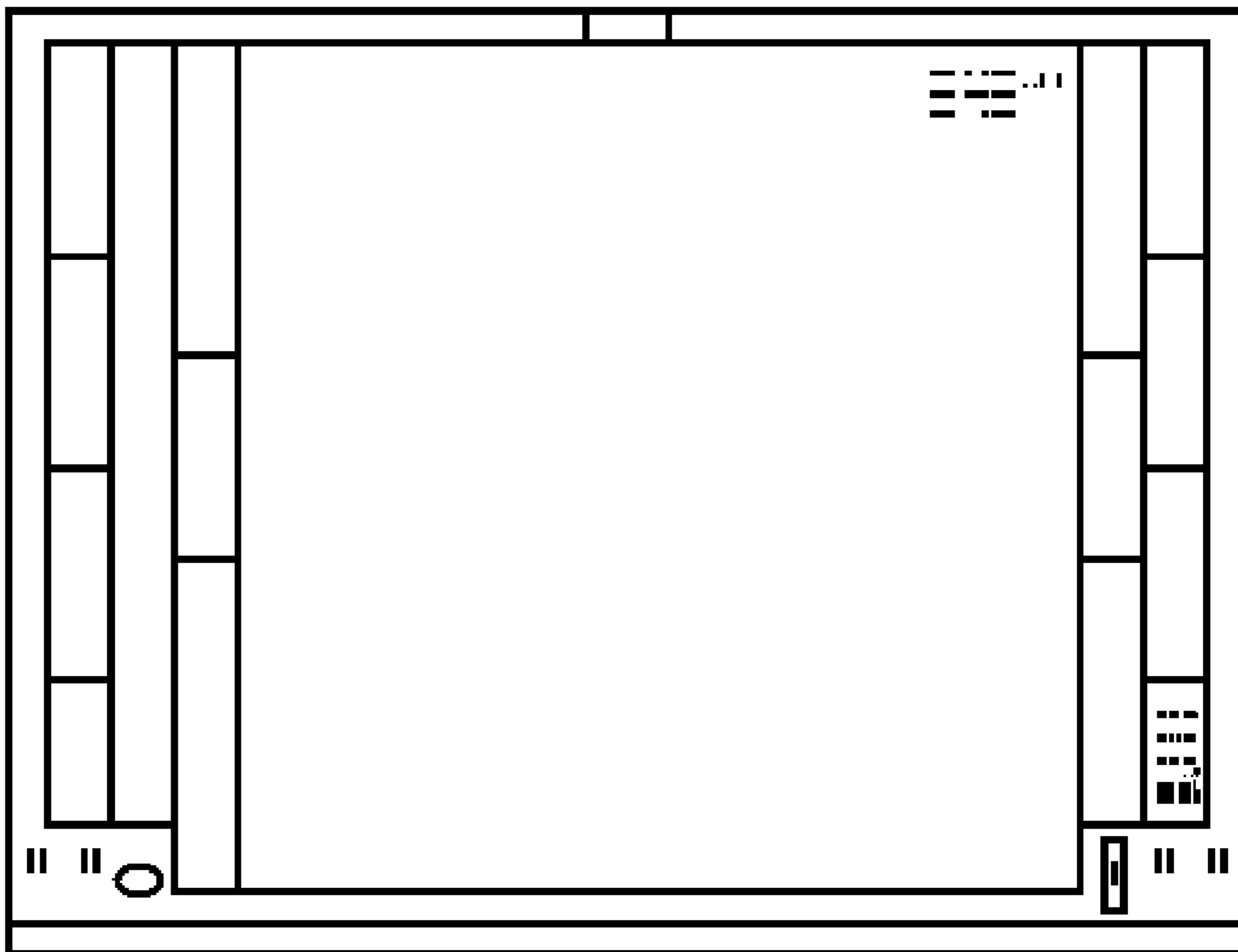





Fig. 1



**Fig. 2**



**Fig. 3**



**Fig. 4**




Fig 5.



**Fig. 6**

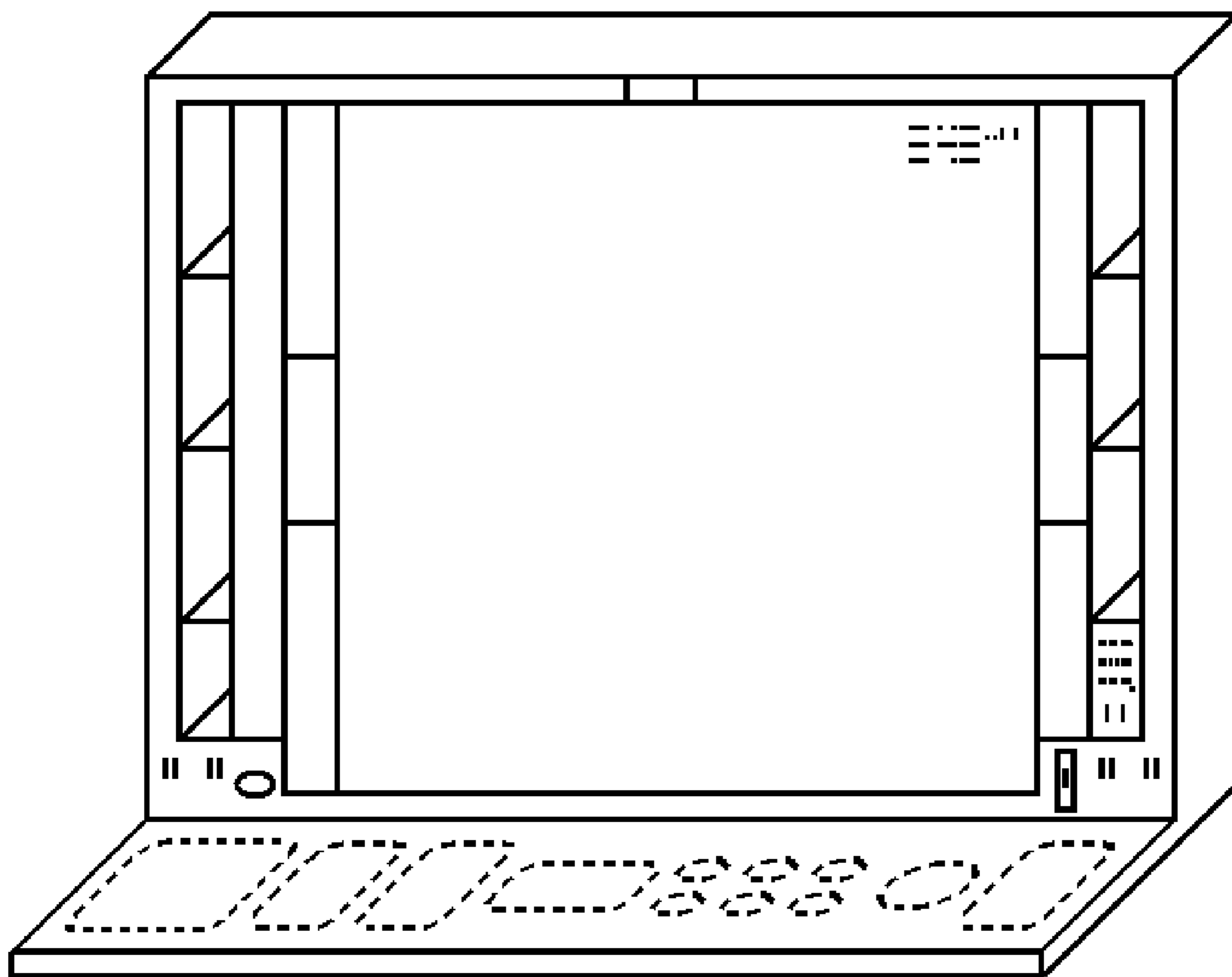


Fig. 7