



US00D551884S

(12) **United States Design Patent**
Remmers

(10) **Patent No.:** **US D551,884 S**

(45) **Date of Patent:** **** Oct. 2, 2007**

(54) **SHELF**

(75) Inventor: **Lee E. Remmers**, Ocala, FL (US)

(73) Assignee: **Clairson, Inc.**, Newark, DE (US)

(**) Term: **14 Years**

(21) Appl. No.: **29/251,114**

(22) Filed: **Jan. 4, 2006**

(51) **LOC (8) Cl.** **06-04**

(52) **U.S. Cl.** **D6/511**

(58) **Field of Classification Search** D6/511,
D6/566, 553, 567, 574, 462-465; 108/137,
108/143; 248/235, 309.1; 211/13.1, 32,
211/41.3, 41.4, 86.01, 134, 87.01, 139, 90.01,
211/49.1, 90.03, 153, 126.9, 106, 181.1, 183,
211/133.2; 312/408, 351; D7/409

See application file for complete search history.

(56) **References Cited**

U.S. PATENT DOCUMENTS

766,605 A 8/1904 Dilg

(Continued)

FOREIGN PATENT DOCUMENTS

AT 260460 3/1968

(Continued)

OTHER PUBLICATIONS

U.S Appl. No. 29/244,571, filed Dec. 12, 2005, Remmers.

Primary Examiner—Caron D. Veynar

Assistant Examiner—Sydney R. Buffalow

(74) *Attorney, Agent, or Firm*—Harness, Dickey & Pierce, P.L.C.

(57) **CLAIM**

The ornamental design for a shelf, as shown and described.

DESCRIPTION

FIG. 1 is an upper perspective view of the shelf, showing my new design;

FIG. 2 is a lower perspective view of the shelf shown in FIG. 1;

FIG. 3 is an upper rear perspective view of the shelf shown in FIG. 1;

FIG. 4 is a lower rear perspective view of the shelf shown in FIG. 1;

FIG. 5 is a top plan view of the shelf shown in FIG. 1;

FIG. 6 is a bottom plan view of the shelf shown in FIG. 1;

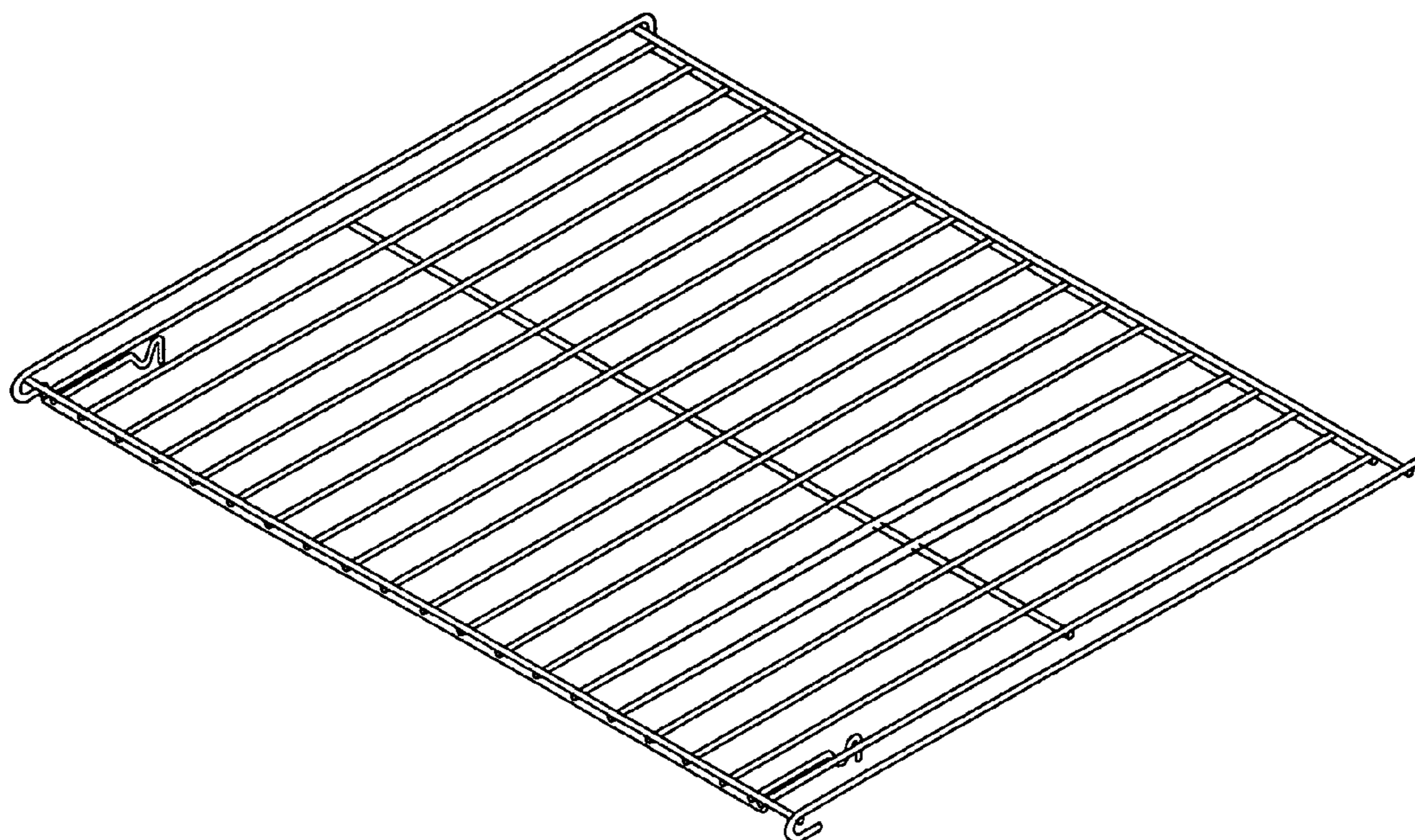
FIG. 7 is a front elevation view of the shelf shown in FIG. 1;

FIG. 8 is a rear elevation view of the shelf shown in FIG. 1;

FIG. 9 is a left side elevation view of the shelf shown in FIG. 1; and,

FIG. 10 is a right side elevation view of the shelf shown in FIG. 1.

1 Claim, 4 Drawing Sheets



US D551,884 S

Page 2

U.S. PATENT DOCUMENTS

1,176,588	A	3/1916	Miller et al.
1,677,764	A	7/1928	Gloekler
1,953,688	A *	4/1934	Otte 108/137
1,973,416	A *	9/1934	Otte 108/143
2,033,860	A *	3/1936	Otte 312/408
2,033,861	A *	3/1936	Otte 312/408
2,057,429	A *	10/1936	Heim 211/153
2,080,907	A *	5/1937	Buchanan 312/408
2,750,052	A	6/1956	Brown et al.
2,875,016	A *	2/1959	Fry 312/351
2,956,766	A	10/1960	Galassi
3,092,047	A	6/1963	Chesley
3,099,501	A	7/1963	Hillson et al.
3,135,491	A	6/1964	Knape et al.
3,185,426	A	5/1965	Bjerke
3,207,100	A	9/1965	Peacock
3,233,852	A	2/1966	Azar
3,269,556	A	8/1966	Streater
3,338,541	A	8/1967	Kellogg
3,353,684	A	11/1967	Chesley
3,355,134	A	11/1967	Chesley
3,677,615	A	7/1972	Hudson
3,701,325	A	10/1972	Fenwick
4,098,480	A	7/1978	Neumann
4,121,876	A	10/1978	Ratti
4,589,349	A	5/1986	Gebhardt et al.
4,597,616	A	7/1986	Trubiano
4,624,376	A	11/1986	Bertram
4,720,069	A	1/1988	Bessinger
4,732,284	A	3/1988	Remmers
4,735,470	A	4/1988	Falk
D295,950	S	5/1988	Johnston
4,776,472	A	10/1988	Rosen
4,783,035	A	11/1988	Remmers

4,792,195	A	12/1988	Adriaansen et al.
D323,088	S	1/1992	Fler
5,086,936	A	2/1992	Remmers
5,205,630	A	4/1993	Welch et al.
D341,819	S	11/1993	Carlstrom
5,346,077	A	9/1994	Randall
5,486,046	A	1/1996	Jernstrom et al.
5,507,398	A *	4/1996	Miller 211/153
5,524,981	A	6/1996	Herrmann et al.
5,531,464	A	7/1996	Maurer et al.
5,580,018	A	12/1996	Remmers
5,592,886	A	1/1997	Williams et al.
5,605,238	A	2/1997	Jacobs
5,641,217	A	6/1997	Caruso et al.
5,720,230	A	2/1998	Mansfield
5,752,610	A	5/1998	Remmers
5,803,274	A	9/1998	Scheveloff
5,810,179	A	9/1998	Kleiman
D408,175	S	4/1999	Daniels et al.
5,909,936	A	6/1999	Daniels et al.
D425,754	S *	5/2000	Matteson et al. D7/409
6,070,957	A	6/2000	Zachrai
6,467,860	B2	10/2002	Remmers
6,505,800	B1	1/2003	Abdullah
6,976,596	B2 *	12/2005	Brooks 211/153
2004/0112852	A1 *	6/2004	Brooks 211/153
2004/0211869	A1	10/2004	Remmers

FOREIGN PATENT DOCUMENTS

GB	361068	11/1931
GB	365254	1/1932
GB	939044	10/1963
GB	2236243 A	4/1991

* cited by examiner




FIG. 1

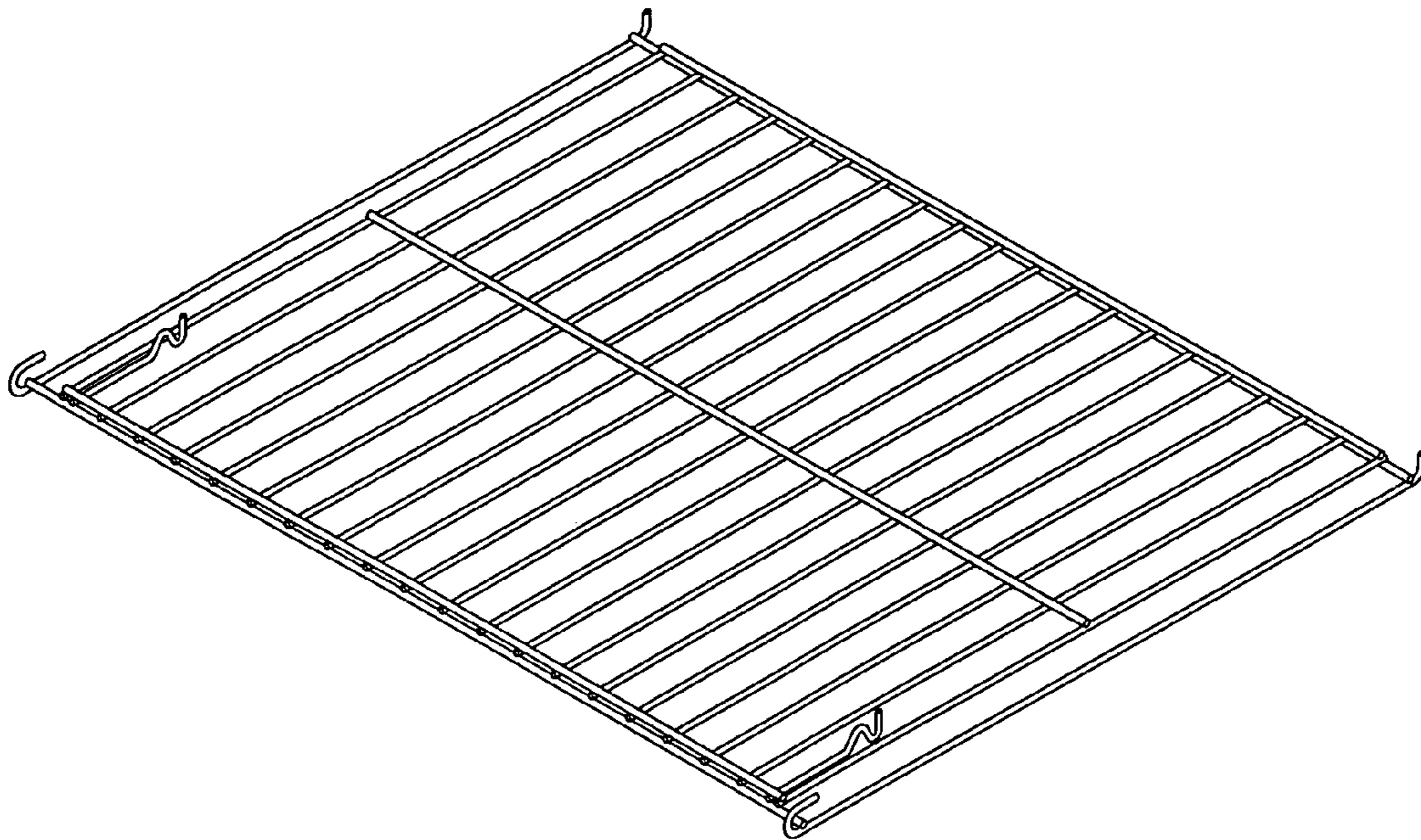


FIG. 2

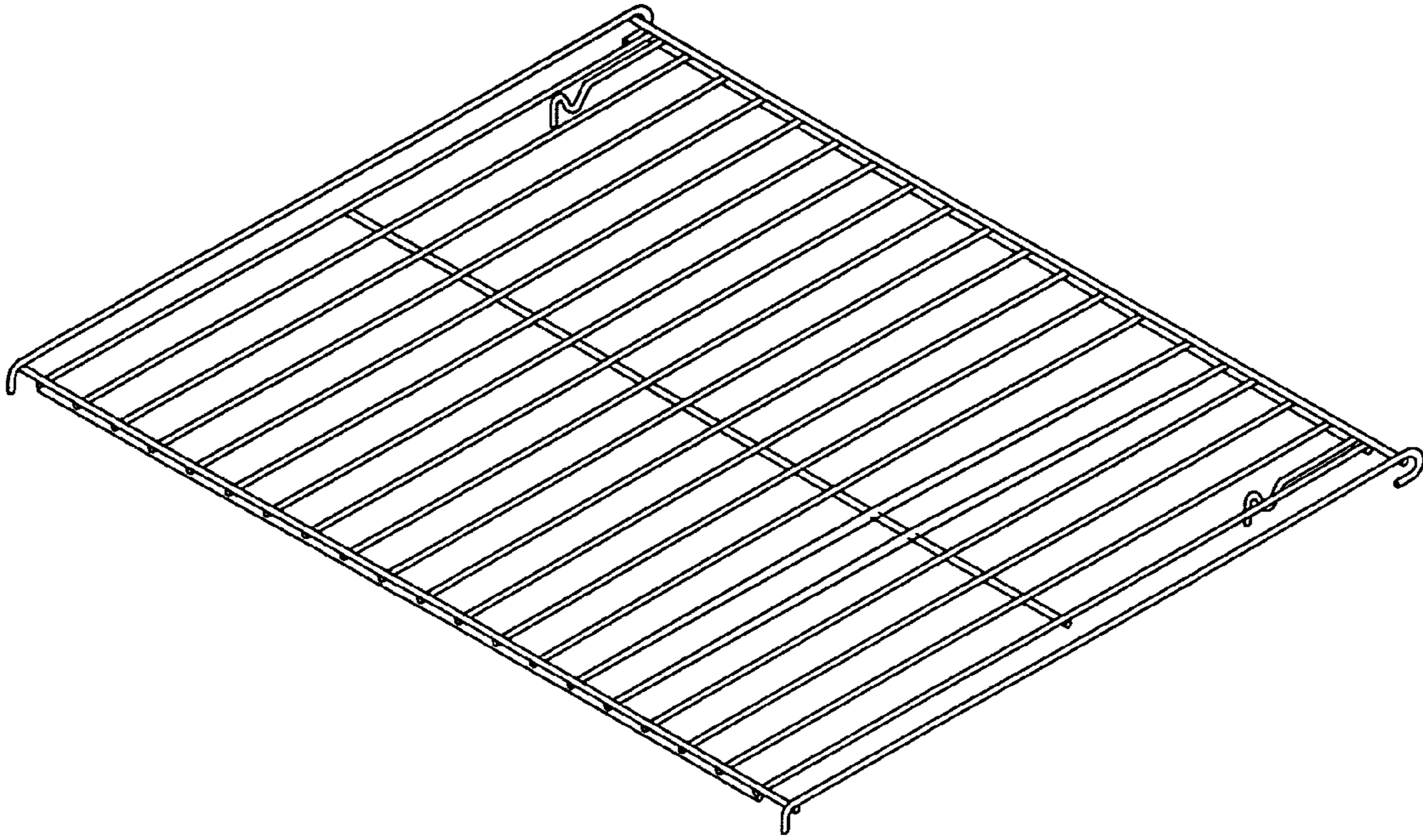


FIG. 3

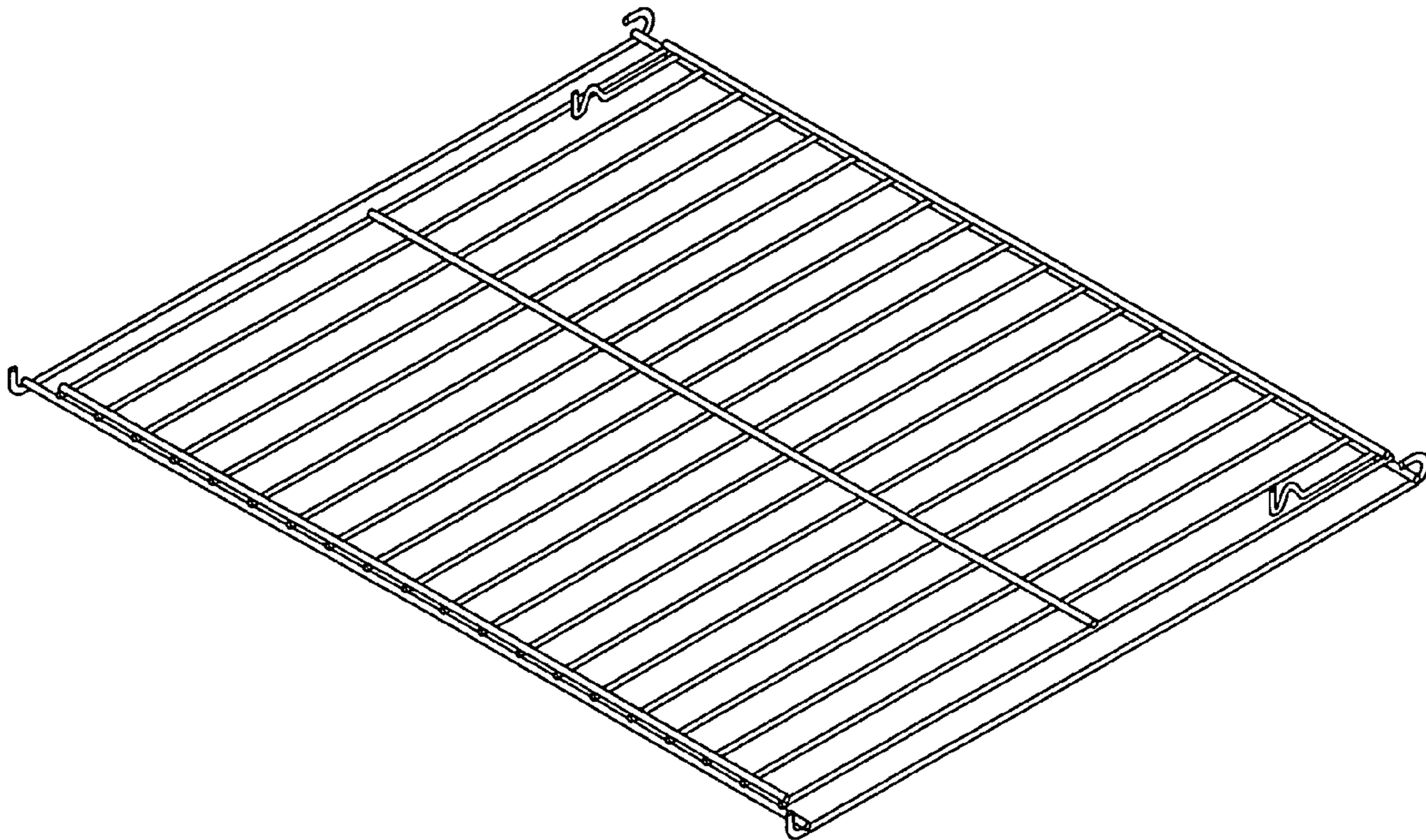


FIG. 4

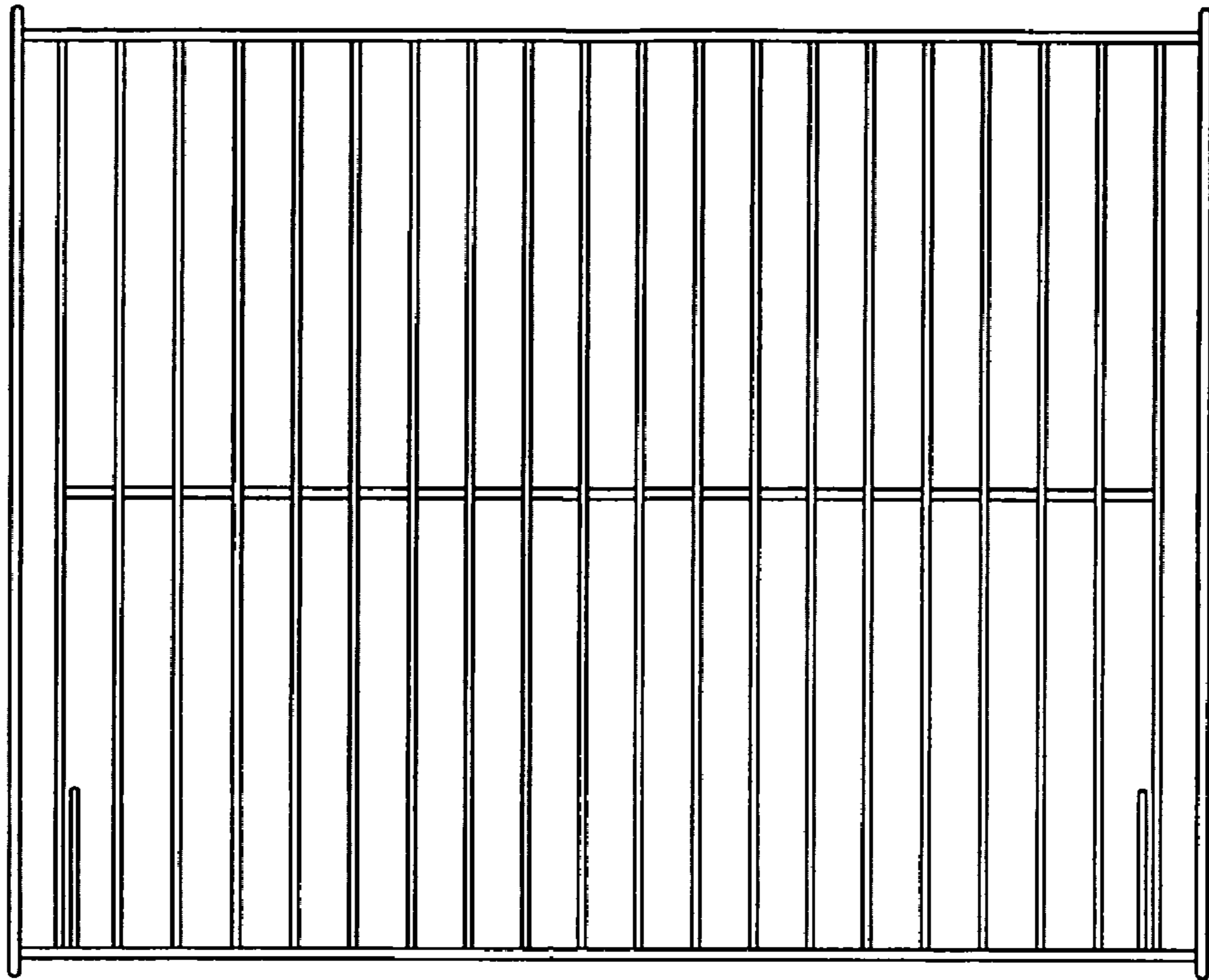


FIG. 5

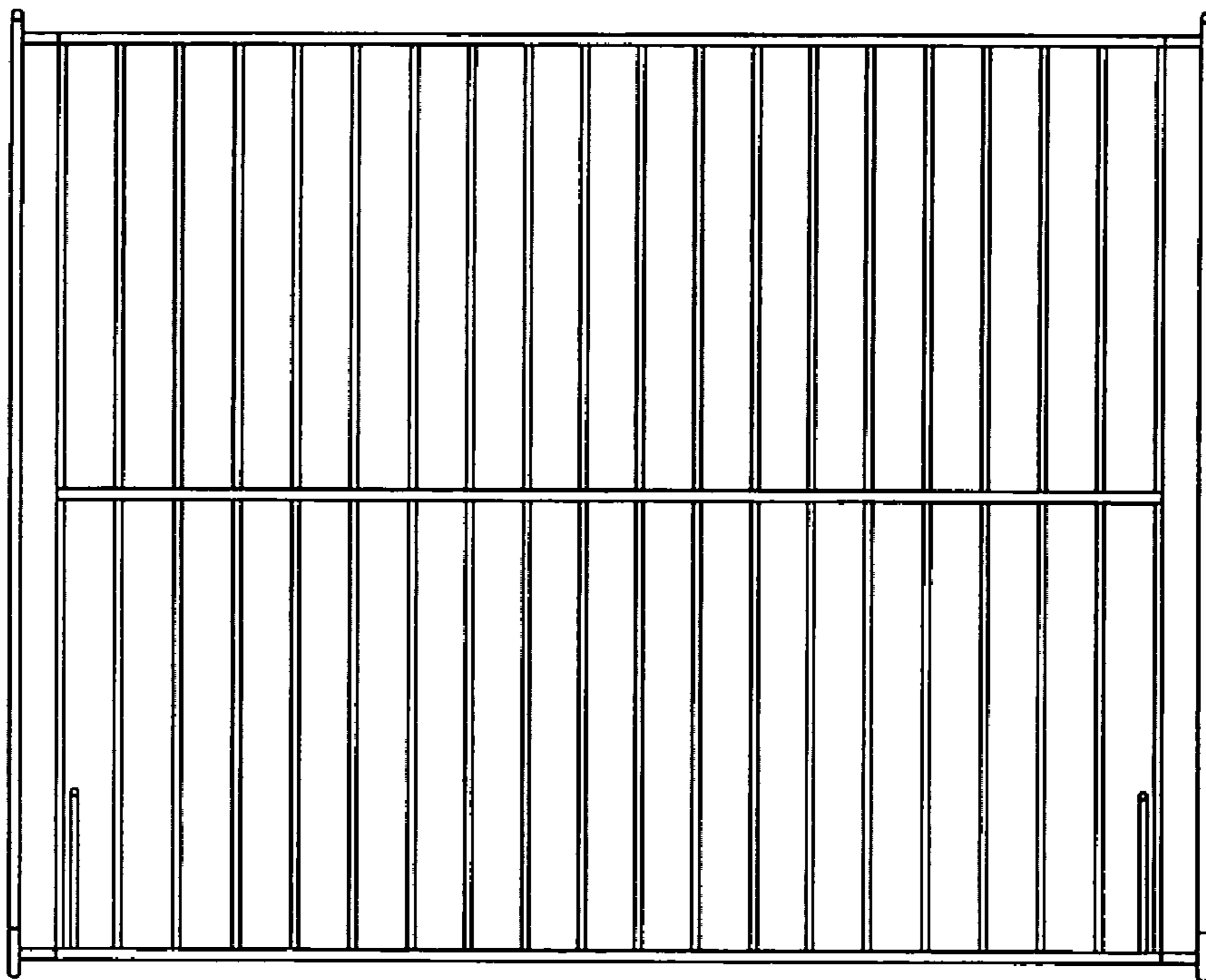


FIG. 6

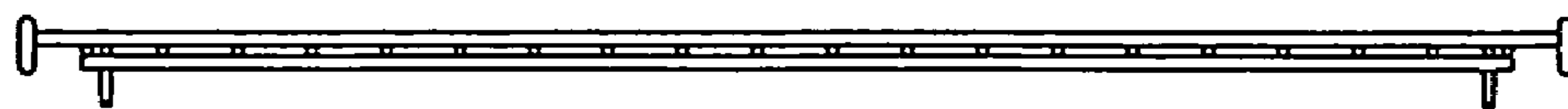


FIG. 7



FIG. 8



FIG. 9

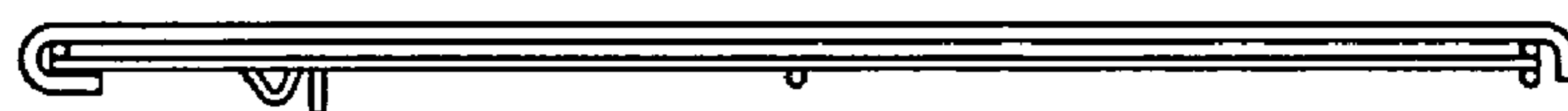


FIG. 10