



US00D551883S

(12) **United States Design Patent** (10) **Patent No.:** **US D551,883 S**  
**Gaska et al.** (45) **Date of Patent:** **\*\* Oct. 2, 2007**

(54) **WALL CABINET**

(75) Inventors: **Gil Anthony Gaska**, St. Joseph, MI (US); **Leah Z. Lader**, St. Joseph, MI (US); **Todd Christopher Starr**, St. Joseph, MI (US); **Travis M. Perkins**, Granger, IN (US)

(73) Assignee: **Whirlpool Corporation**, Benton Harbor, MI (US)

(\*\*) Term: **14 Years**

(21) Appl. No.: **29/251,446**

(22) Filed: **Jan. 6, 2006**

(51) **LOC (8) Cl.** ..... **06-06**

(52) **U.S. Cl.** ..... **D6/510**

(58) **Field of Classification Search** ..... D6/436, D6/445, 446, 491, 492, 509-511, 561; 312/204  
See application file for complete search history.

(56) **References Cited**

**U.S. PATENT DOCUMENTS**

- D95,158 S \* 4/1935 Surerus ..... D25/158
- 4,787,556 A \* 11/1988 Heisson ..... 238/14
- D328,824 S \* 8/1992 Bellini et al. .... D6/445
- D368,604 S \* 4/1996 Gotham et al. .... D6/436
- D372,011 S \* 7/1996 Tyler ..... D12/203
- D409,613 S \* 5/1999 McGee et al. .... D12/203
- D436,482 S \* 1/2001 Melillo ..... D6/561
- D439,782 S \* 4/2001 Melillo ..... D6/561
- D441,336 S \* 5/2001 Hussaini et al. .... D12/203
- D458,884 S \* 6/2002 Kraines ..... D12/203
- D471,377 S \* 3/2003 Gledhill et al. .... D6/432
- D495,912 S \* 9/2004 Schmidt et al. .... D6/561
- D497,921 S \* 11/2004 Schmidt et al. .... D15/91
- 6,811,043 B2 11/2004 Perkins et al. .... 211/94.01
- D500,415 S \* 1/2005 Walker et al. .... D6/436
- D504,989 S \* 5/2005 Schmidt et al. .... D34/27

- D506,088 S \* 6/2005 Moon et al. .... D6/446
- D507,914 S \* 8/2005 Schmidt et al. .... D6/510
- D508,348 S \* 8/2005 Moon et al. .... D6/446
- 6,926,160 B2 8/2005 Perkins et al. .... 211/94.01
- 6,926,376 B2 \* 8/2005 Arent et al. .... 312/249.9
- D510,831 S \* 10/2005 Schmidt et al. .... D6/510
- D510,832 S 10/2005 Schmidt et al. .... D6/561
- D514,854 S \* 2/2006 Schmidt et al. .... D6/510
- D515,342 S \* 2/2006 Schmidt et al. .... D6/510
- D518,984 S \* 4/2006 Schmidt et al. .... D6/510
- D520,784 S \* 5/2006 Schmidt et al. .... D6/510
- D521,285 S \* 5/2006 Schmidt et al. .... D6/510
- D527,212 S \* 8/2006 Schmidt et al. .... D6/510

**OTHER PUBLICATIONS**

<http://www.filterforge.com/filters/879.html> Diamond Plate Texture Maps.\*

\* cited by examiner

*Primary Examiner*—Cathron C. Brooks

(74) *Attorney, Agent, or Firm*—Tara M. Hartman; John F. Colligan

(57) **CLAIM**

The ornamental design for a wall cabinet, as shown and described.

**DESCRIPTION**

FIG. 1 is a left front perspective view of the design of the wall cabinet;


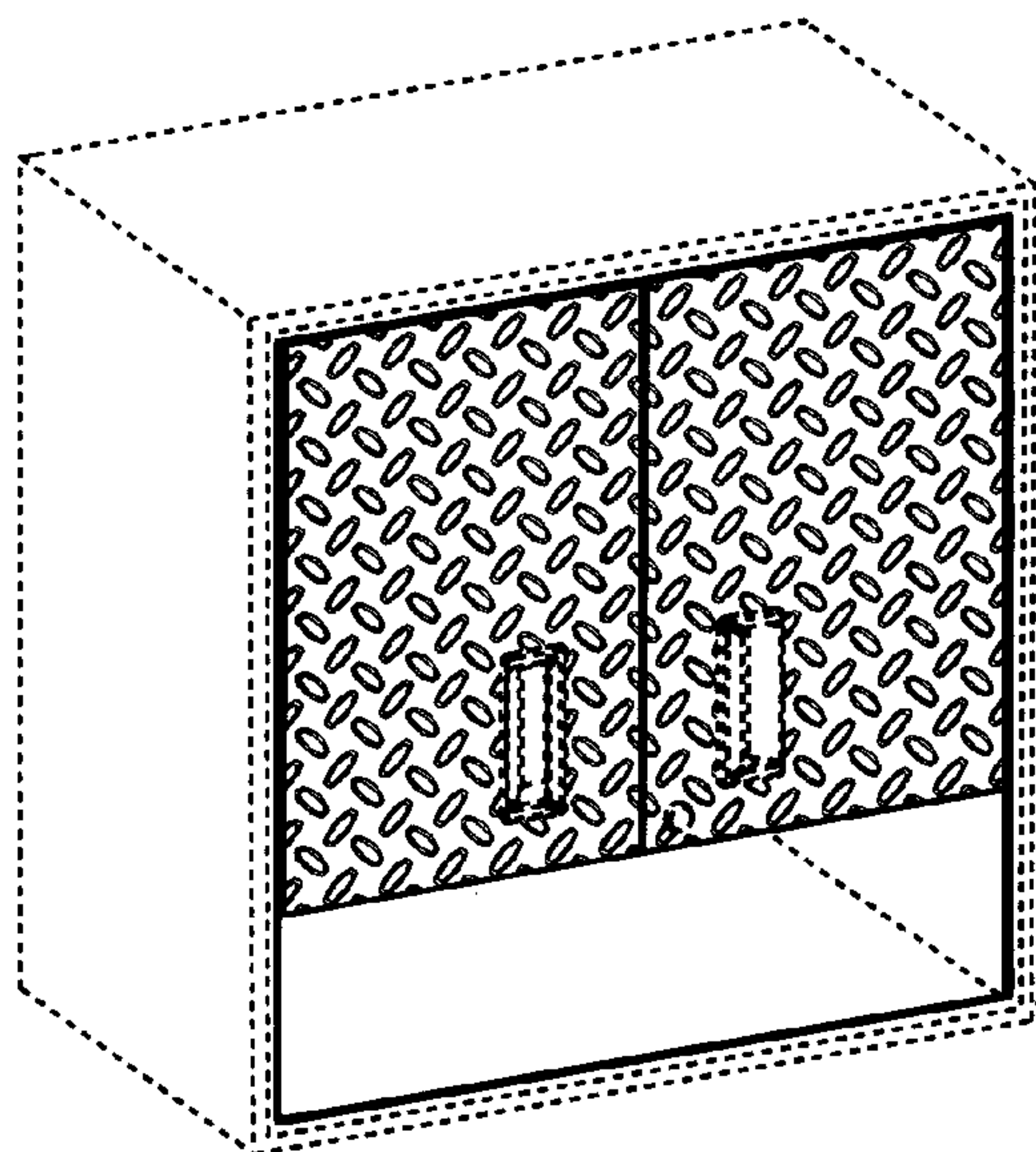
FIG. 2 is a front elevational view thereof; and,

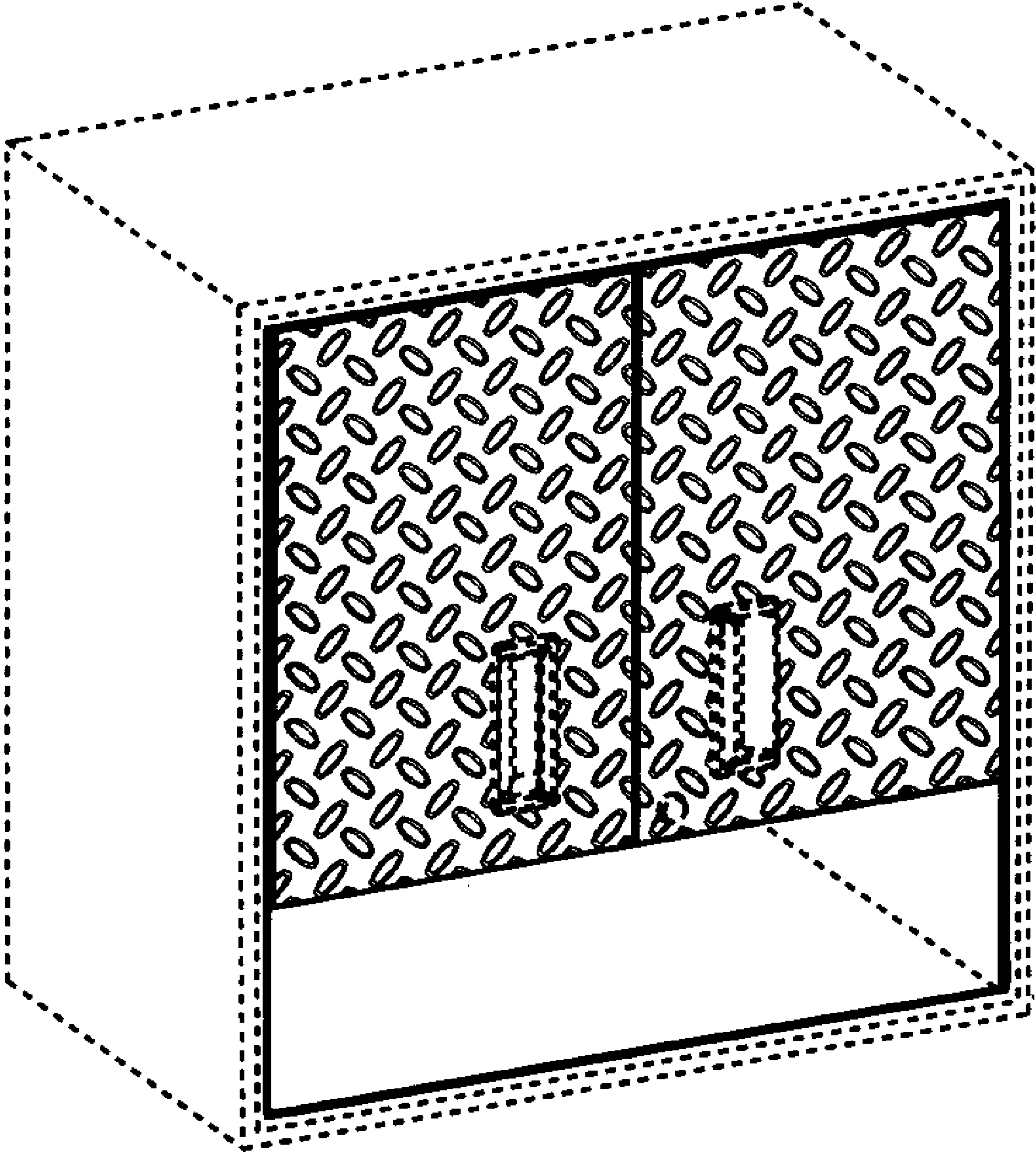
FIG. 3 is an enlarged view of the pattern on the wall cabinet doors.

The characteristic feature of the ornamental design resides in the use of a pattern on the wall cabinet doors.

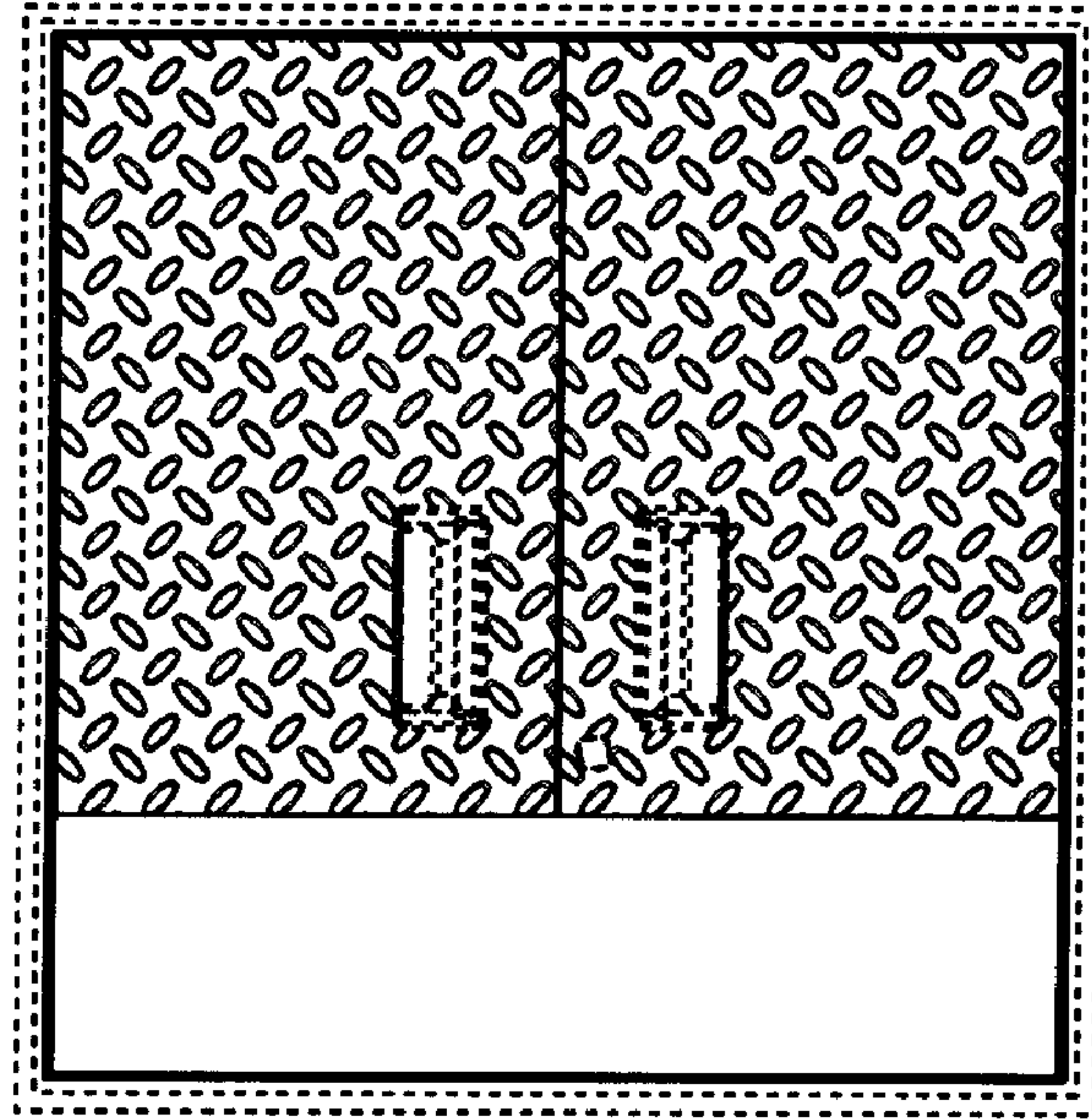
The broken lines shown in the drawings form no part of the claimed design.

**1 Claim, 2 Drawing Sheets**






**Fig. 1**



**Fig. 2**



**Fig. 3**