



US00D551879S

(12) **United States Design Patent** (10) **Patent No.:** **US D551,879 S**  
**Janke et al.** (45) **Date of Patent:** **\*\* Oct. 2, 2007**

(54) **DRESSER**

(75) Inventors: **Harry Janke**, Trempealeau, WI (US);  
**Craig C. Bacon**, Trempealeau, WI  
(US); **Phillip M. Hoff**, Trempealeau,  
WI (US)

(73) Assignee: **Ashley Furniture Industries, Inc.**,  
Arcadia, WI (US)

(\*\*) Term: **14 Years**

(21) Appl. No.: **29/266,267**

(22) Filed: **Sep. 18, 2006**

(51) **LOC (8) Cl.** ..... **06-04**

(52) **U.S. Cl.** ..... **D6/446**

(58) **Field of Classification Search** ..... D6/434,  
D6/435, 441, 444-446; 312/204, 224, 238  
See application file for complete search history.

(56) **References Cited**

**U.S. PATENT DOCUMENTS**

D448,205 S \* 9/2001 O'Hare et al. .... D6/446  
D488,640 S 4/2004 Domack  
D518,311 S \* 4/2006 Domack et al. .... D6/441

**OTHER PUBLICATIONS**

Ashley Furniture, photograph of dresser, B335, prior to Sep. 17,  
2006 (Reference1.pdf).  
Ashley Furniture, "Millennium—South Shore", B547-1, prior to  
Sep. 17, 2006 (Reference2.pdf).

Ashley Furniture, "Millennium—South Shore",B547-2, prior to  
Sep. 17, 2006 (Reference3.pdf).  
Horchow.com, "Empire Collection", photograph of dresser, prior to  
Sep. 17, 2006 (Reference4.pdf).  
Harlem Furniture, "Versailles Collection", photograph of dresser,  
prior to Sep. 17, 2006 (Reference5.pdf).

\* cited by examiner

*Primary Examiner*—Cathron C Brooks

(74) *Attorney, Agent, or Firm*—Patterson, Thunte, Skaar &  
Christensen, P.A.

(57) **CLAIM**

We claim the ornamental design for dresser, as shown and  
described.

**DESCRIPTION**

FIG. 1 is a perspective view of a dresser according to an  
embodiment of the invention.


FIG. 2 is a front view of a dresser according to an embodi-  
ment of the invention.

FIG. 3 is an overhead view of a dresser according to an  
embodiment of the invention; and,

FIG. 4 is a side view of a dresser according to an embodi-  
ment of the invention, the view from the opposite side being  
a mirror-image thereof.

The portion of the figures shown in dashed lines are for  
illustrative purposes only and form no part of the claimed  
invention.

**1 Claim, 3 Drawing Sheets**






FIG. 1




FIG. 2

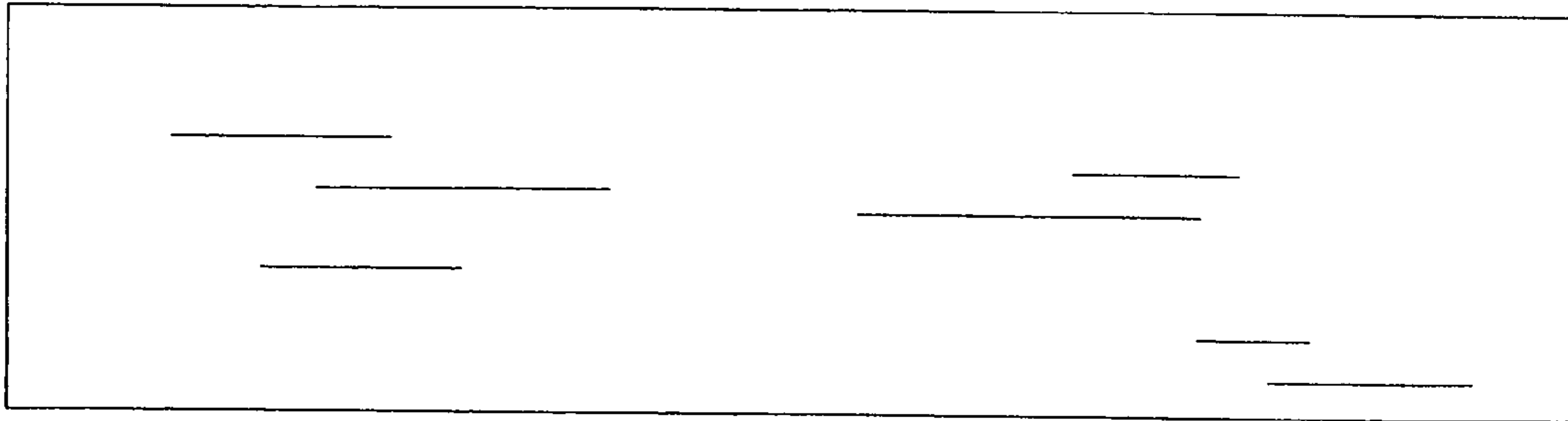


FIG. 3




FIG. 4