



US00D551871S

(12) **United States Design Patent** (10) **Patent No.:** **US D551,871 S**  
**Domack et al.** (45) **Date of Patent:** **\*\* Oct. 2, 2007**

(54) **DINING CHAIR**

D526,823 S \* 8/2006 Muller ..... D6/500

(75) Inventors: **Randy D. Domack**, Trempealeau, WI (US); **Terry A. Everson**, Blair, WI (US)

(73) Assignee: **Ashley Furniture Industries, Inc.**, Arcadia, WI (US)

(\*\*) Term: **14 Years**

(21) Appl. No.: **29/266,281**

(22) Filed: **Sep. 18, 2006**

(51) **LOC (8) Cl.** ..... **06-01**

(52) **U.S. Cl.** ..... **D6/380**

(58) **Field of Classification Search** ..... D6/334-336, D6/369, 370, 374, 376, 379, 380, 500-502; 297/445.1, 446.1, 452.63

See application file for complete search history.

(56) **References Cited**

**U.S. PATENT DOCUMENTS**

D350,652 S	9/1994	Wegener	
D376,273 S *	12/1996	Keller	D6/380
D384,829 S *	10/1997	Hutton	D6/379
D400,022 S *	10/1998	Hutton	D6/379
D409,848 S *	5/1999	Staubach et al.	D6/334
D430,419 S *	9/2000	Chun	D6/380
D447,355 S *	9/2001	Copeland	D6/380
D462,192 S *	9/2002	Jaccoma et al.	D6/380
D465,666 S *	11/2002	Hokanson	D6/369
D503,288 S *	3/2005	Domack	D6/334
D520,259 S *	5/2006	Schmitt	D6/379
D526,499 S *	8/2006	Domack et al.	D6/374

**OTHER PUBLICATIONS**

Coaster Furniture—1, photograph of dining table and chairs, prior to Sep. 17, 2006 (Reference1.pdf).

Plunkett—40, photograph of dining table and chairs, prior to Sep. 17, 2006 (Reference2.pdf).

Ashley Furniture—D206, photograph of dining table and chairs, prior to Sep. 17, 2006 (Reference3.pdf).

Ashley Furniture—D173, photograph of dining table and chairs, prior to Sep. 17, 2006 (Reference4.pdf).

\* cited by examiner

*Primary Examiner*—Mimosa De

(74) *Attorney, Agent, or Firm*—Patterson, Thuente, Skaar & Christensen, P.A.

(57) **CLAIM**

We claim the ornamental design for dining chair, as shown and described.

**DESCRIPTION**

FIG. 1 is a perspective view of a dining chair of the invention.

FIG. 2 is a reduced rear view of a dining chair of the invention.

FIG. 3 is a reduced front view of a dining chair of the invention.

FIG. 4 is a reduced overhead view of a dining chair of the invention; and,

FIG. 5 is a reduced side view of a dining chair of the invention, the view from the opposite side being a mirror-image thereof.

**1 Claim, 3 Drawing Sheets**






FIG. 1




FIG. 3


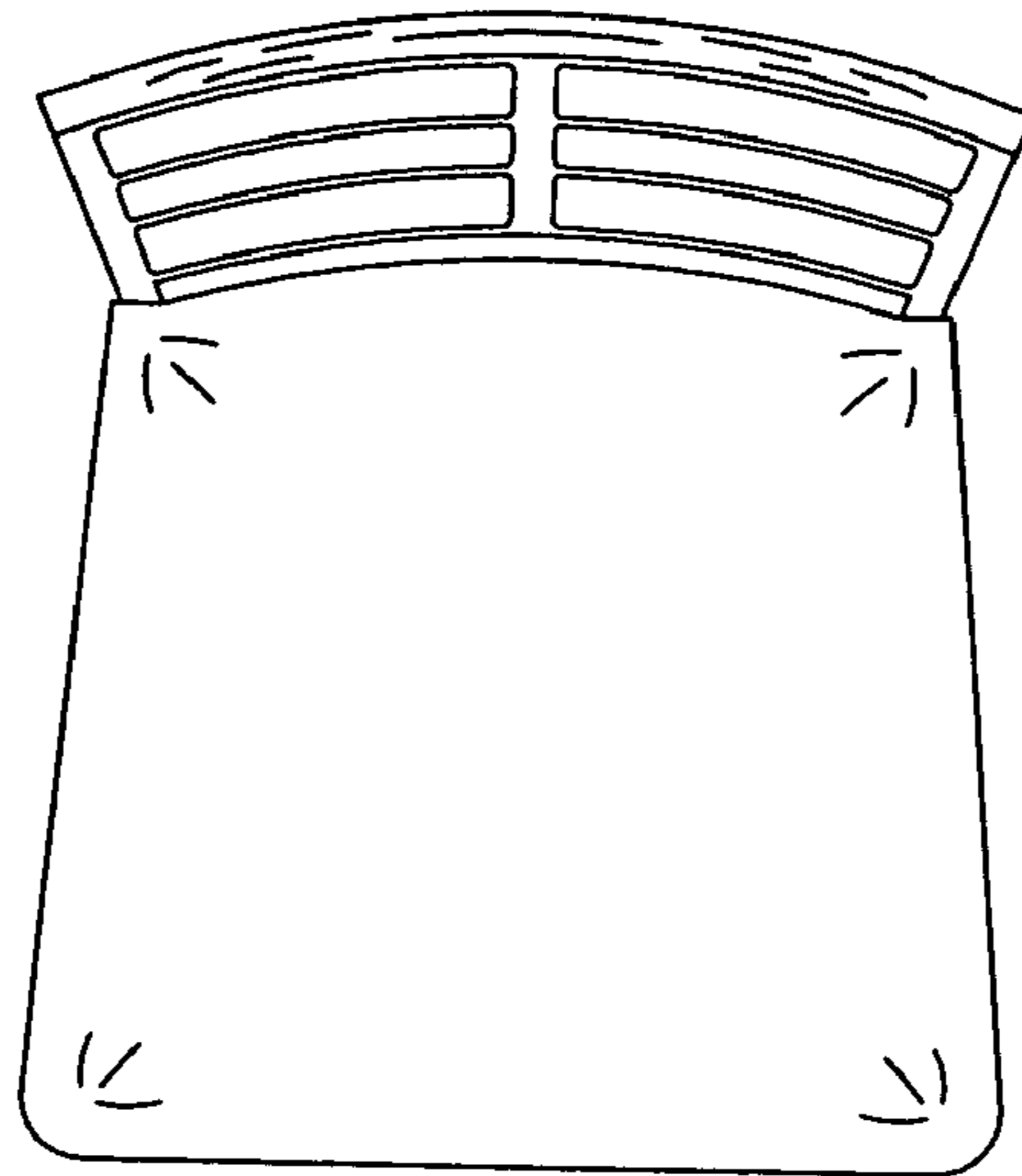


FIG. 2

**FIG. 4**



**FIG. 5**

