

US00D551866S

(12) **United States Design Patent**  
**Javits, Jr.**

(10) **Patent No.:** **US D551,866 S**

(45) **Date of Patent:** **\*\* Oct. 2, 2007**

(54) **WOVEN MATERIAL**

(75) **Inventor:** **Eric M. Javits, Jr.**, New York, NY  
(US)

(73) **Assignee:** **JAV-JR, LLC**, Long Island City, NY  
(US)

(\*\*) **Term:** **14 Years**

(21) **Appl. No.:** **29/275,549**

(22) **Filed:** **Dec. 29, 2006**

(51) **LOC (8) Cl.** ..... **05-04**

(52) **U.S. Cl.** ..... **D5/47**

(58) **Field of Classification Search** ..... D5/1-3,  
D5/5, 7, 8, 11, 13-16, 19, 20, 23-28, 30,  
D5/32, 35-37, 39, 43, 45, 47, 49, 50, 52-66,  
D5/99; D2/749, 994; D6/582, 583, 595,  
D6/596, 598, 603-606, 608, 613-616, 617,  
D6/619, 622; D7/396.4, 396.5; D24/124-126;  
D25/142, 152; 5/413 AM, 709; 156/148,  
156/209; 162/134, 140, 231; 428/17, 18,  
428/151, 154, 156, 171, 187, 198, 199, 540,  
428/542.2, 542.6, 919, 904.4  
See application file for complete search history.

(56) **References Cited**

**U.S. PATENT DOCUMENTS**

182,945 A \* 10/1876 Moll ..... D5/7  
1,773,580 A \* 8/1930 Franke ..... 57/203  
1,870,275 A \* 8/1932 Adams ..... 428/37

D91,123 S \* 11/1933 Schlegel ..... D5/7  
D116,367 S \* 8/1939 Hansmann ..... D5/7  
D126,111 S \* 3/1941 Gornstein ..... D5/19  
D126,835 S \* 4/1941 Manderbach ..... D5/19  
D134,619 S \* 12/1942 Singer ..... D5/7  
D137,517 S \* 3/1944 Steffens ..... D5/7  
D170,453 S \* 9/1953 Du Bois ..... D2/853  
3,078,755 A \* 2/1963 Chace, Jr. .... 87/9  
3,452,639 A \* 7/1969 Passman ..... 87/6  
6,136,391 A \* 10/2000 Lehman ..... 428/10

\* cited by examiner

*Primary Examiner*—T. Chase Nelson

*Assistant Examiner*—Karen Acker

(74) *Attorney, Agent, or Firm*—Alston & Bird LLP

(57) **CLAIM**

The ornamental design for woven material, as shown and described.

**DESCRIPTION**

FIG. 1 is a perspective view of woven material showing my new design;

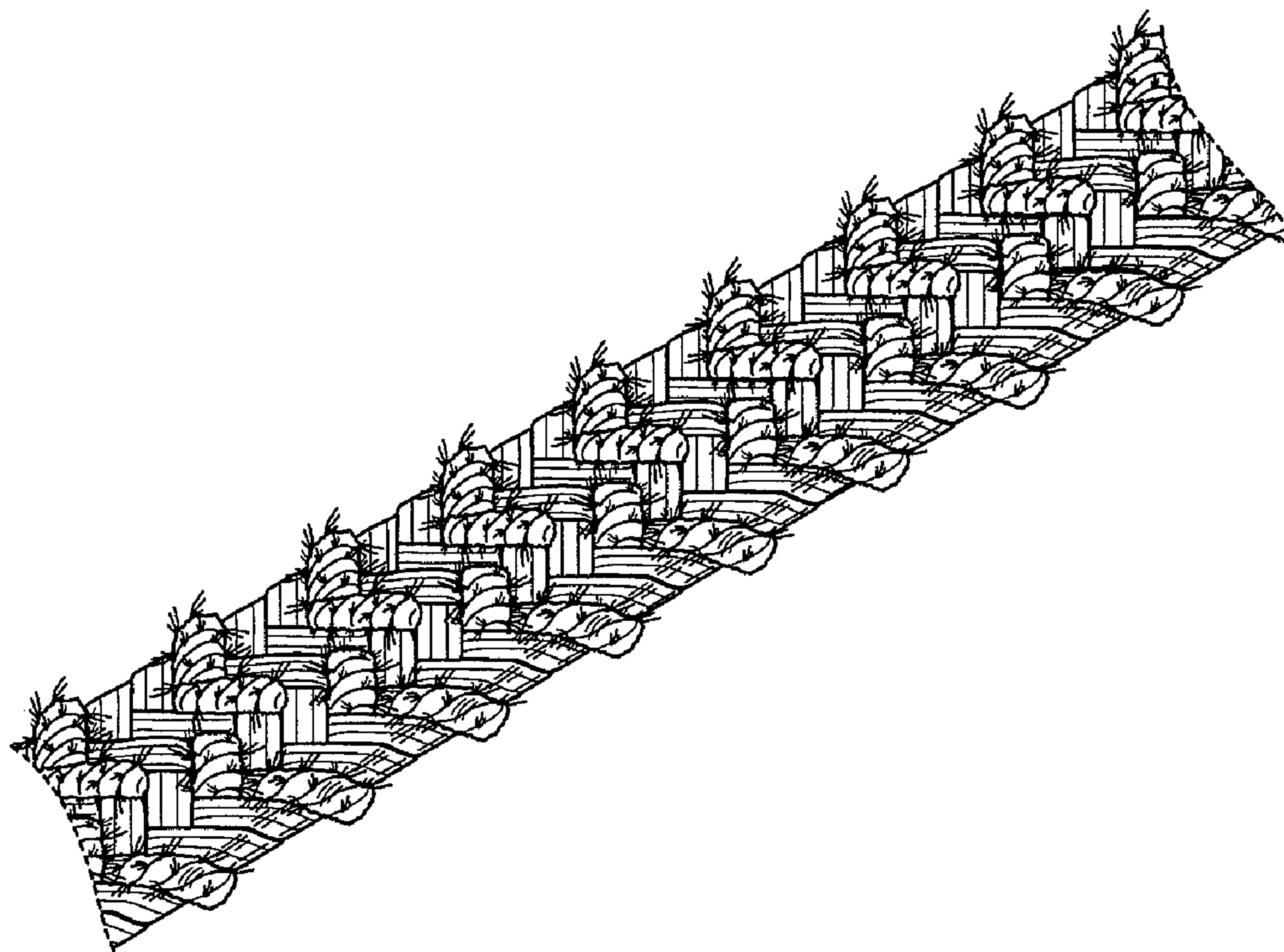
FIG. 2 is a top plan view thereof;


FIG. 3 is a cross-section thereof, taken along line 3—3 in FIG. 2; and,

FIG. 4 is a left side elevation view thereof, the right side elevation view being a mirror image.

The broken lines shown herein are for illustrative purposes only and form no part of the claimed design.

**1 Claim, 3 Drawing Sheets**





**FIG. 1**

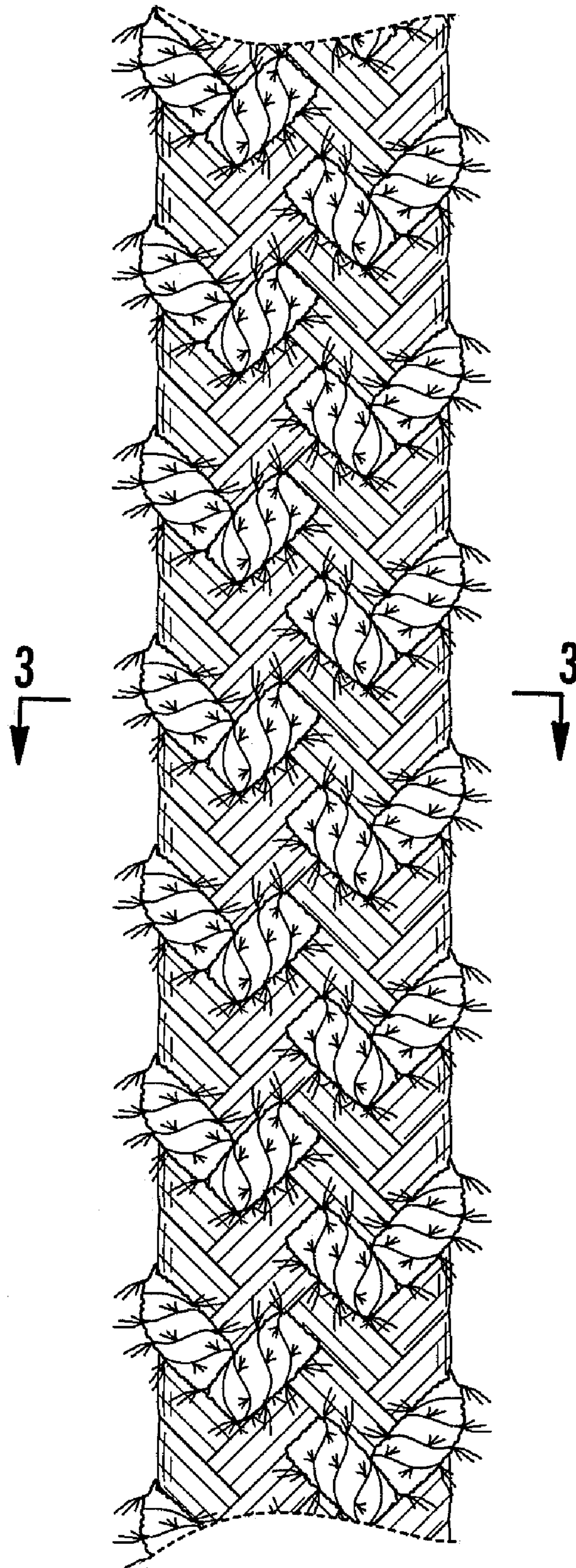
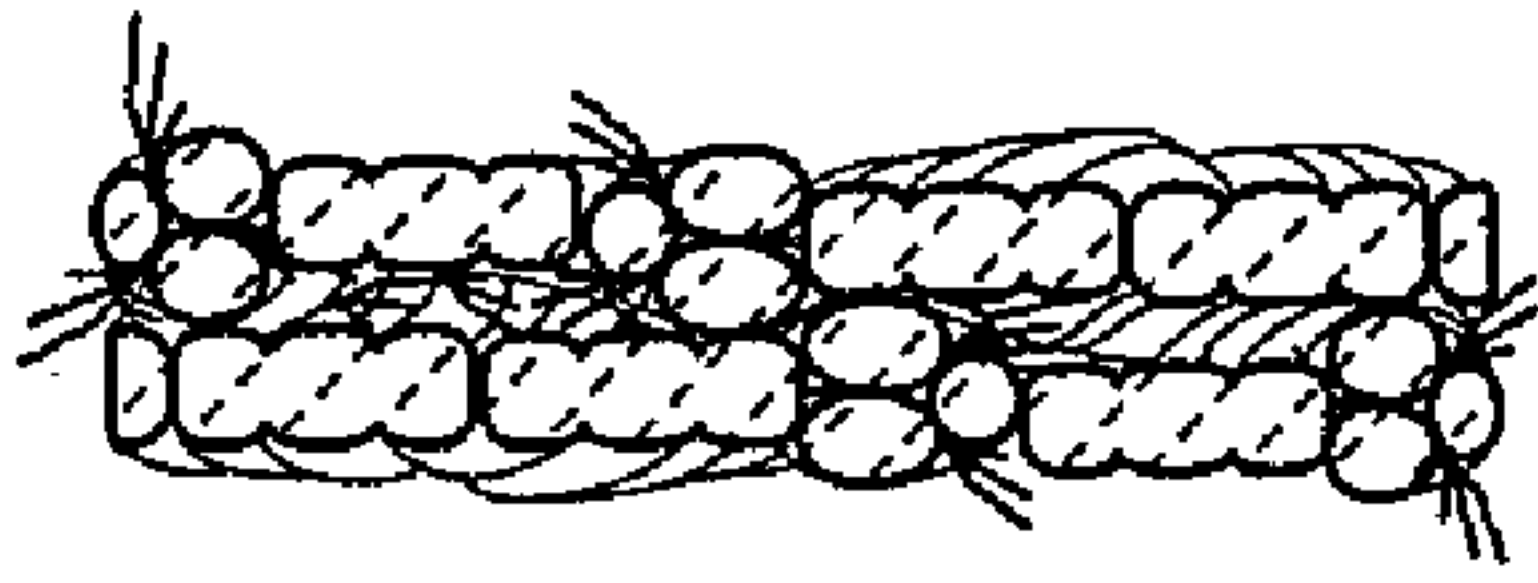



FIG. 2





**FIG. 3**



**FIG. 4**