



US00D551863S

(12) **United States Design Patent**
Gonzalez

(10) **Patent No.:** **US D551,863 S**

(45) **Date of Patent:** **** Oct. 2, 2007**

(54) **HANDBAG**

(75) Inventor: **Alvaro Gonzalez**, Florence (IT)

(73) Assignee: **J. Choo Limited**, London (GB)

(**) Term: **14 Years**

(21) Appl. No.: **29/263,357**

(22) Filed: **Jul. 20, 2006**

(30) **Foreign Application Priority Data**

Jan. 20, 2006 (EM) 000469937-0008

(51) **LOC (8) Cl.** **03-01**

(52) **U.S. Cl.** **D3/321**

(58) **Field of Classification Search** D3/232,
D3/233, 234, 238, 240, 241, 242, 243, 244,
D3/245, 246, 303, 318, 321, 322; 150/100,
150/106, 107, 110, 111, 118; 190/100, 118,
190/115; 383/4, 6, 12, 30, 31, 42, 71, 72,
383/74, 75, 76, 77, 78, 98, 117

See application file for complete search history.

(56) **References Cited**

U.S. PATENT DOCUMENTS

D180,342 S *	5/1957	Reed	D3/243
D245,645 S	8/1977	Casser		
D369,675 S	5/1996	Gregg		
D501,082 S *	1/2005	Morelli	D3/246
D510,660 S *	10/2005	Suppangig	D3/246
D518,959 S	4/2006	Gonzalez		
D519,737 S	5/2006	Gonzalez		

D520,743 S	5/2006	Gonzalez		
D521,233 S	5/2006	Gonzalez		
D522,237 S *	6/2006	Stulman	D3/241
D523,241 S	6/2006	Gonzalez		
D523,631 S	6/2006	Guyon		
D525,425 S *	7/2006	Gerbi	D3/246
D531,405 S *	11/2006	Tortorella	D3/246

* cited by examiner

Primary Examiner—Louis S. Zarfaz

Assistant Examiner—Monica A. Weingart

(74) *Attorney, Agent, or Firm*—Fross Zelnick Lehrman & Zissu, P.C.; Lawrence E. Apolzon, Esq

(57) **CLAIM**

The ornamental design for a handbag, as shown and described.

DESCRIPTION

FIG. 1 is a front perspective view of a handbag showing my new design;

FIG. 2 is a front elevational view thereof;

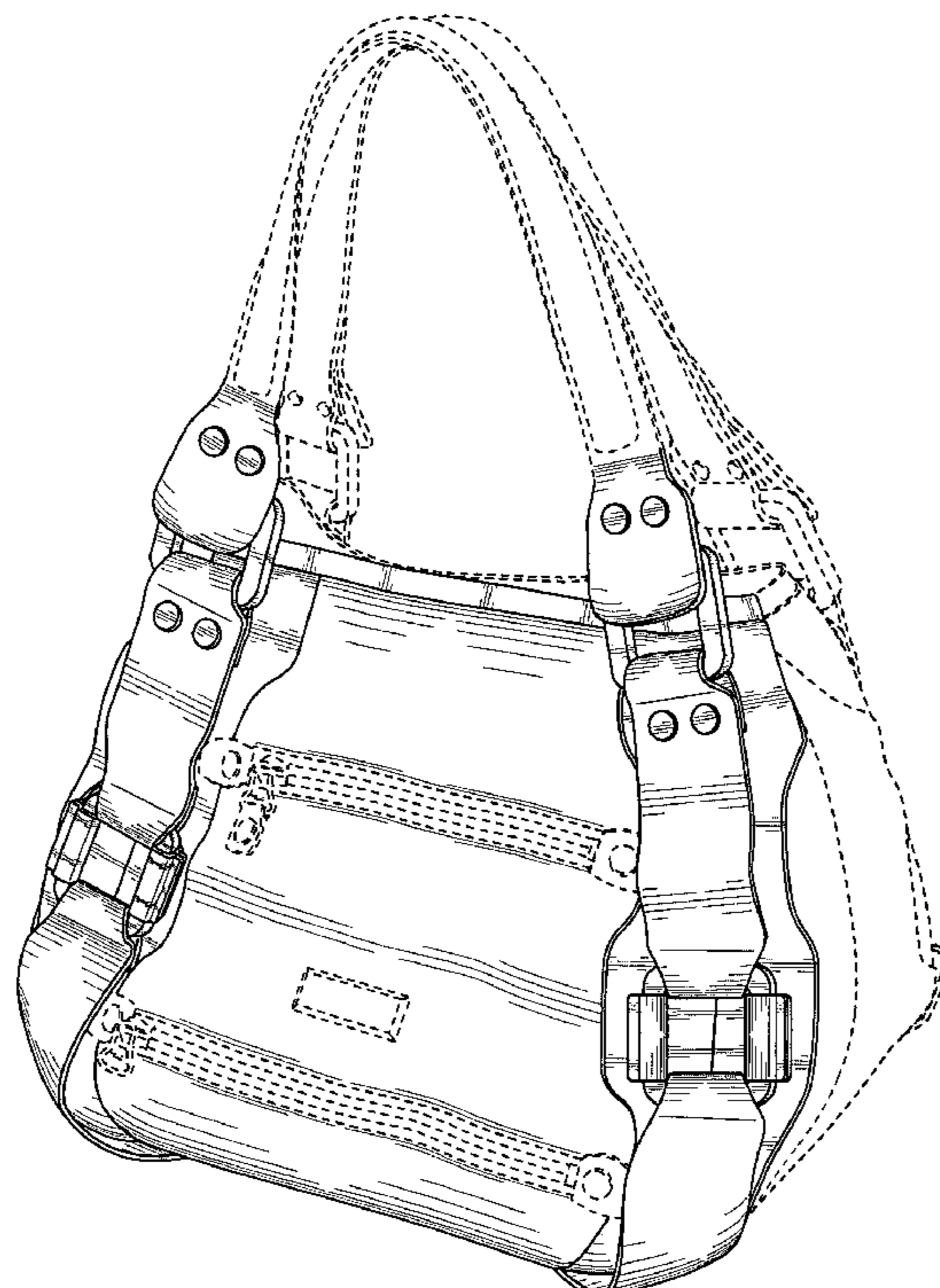
FIG. 3 is a right side elevational view, the left side being a mirror image thereof;

FIG. 4 is a top plan view thereof; and,

FIG. 5 is a bottom plan view thereof.

The broken line showing of the buckles, portions of the handles, portions of the handbag, zipper track, zipper, and zipper pull is for illustrative purposes only and forms no part of the claimed design.

1 Claim, 5 Drawing Sheets



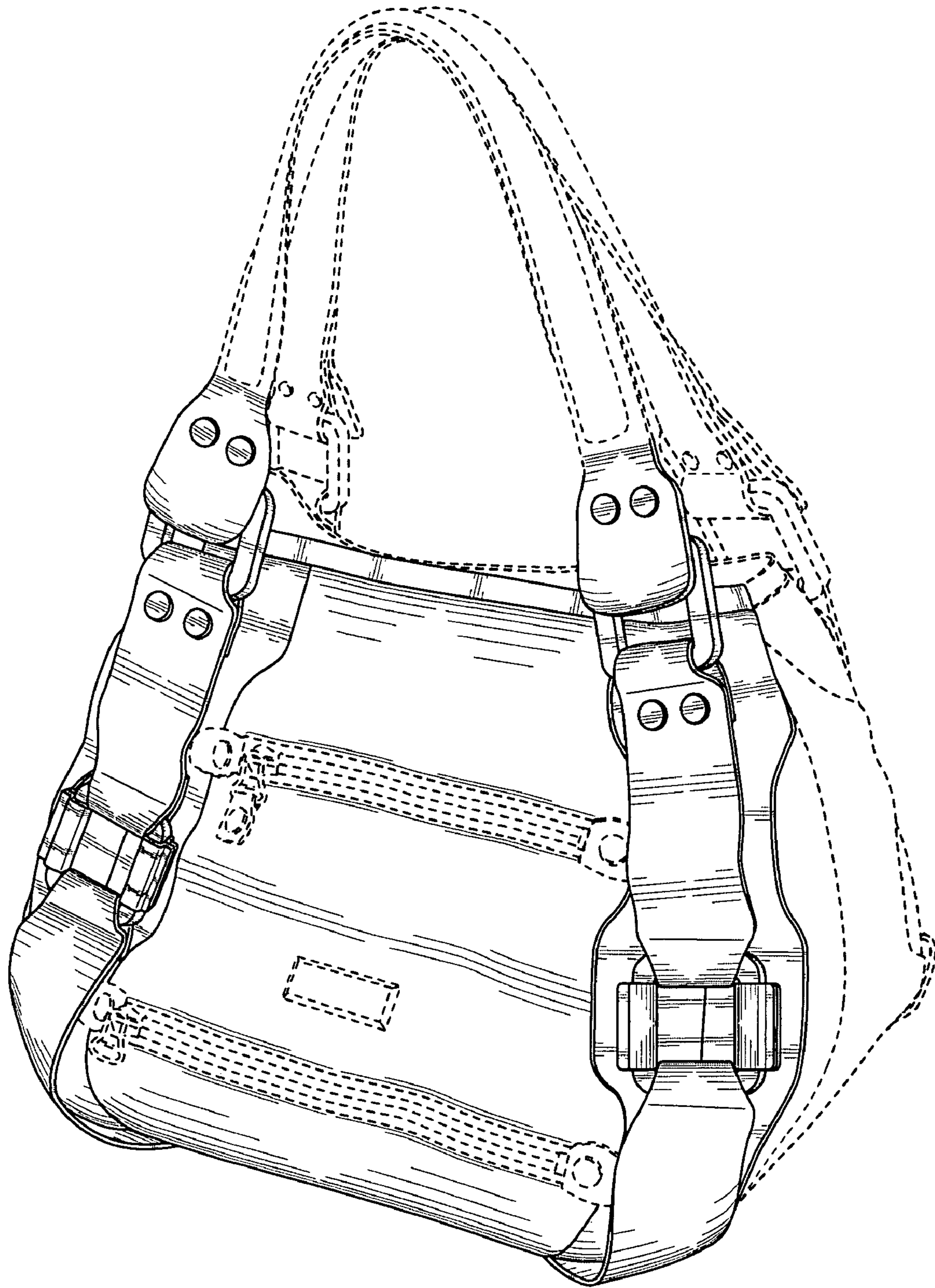


FIG. 1

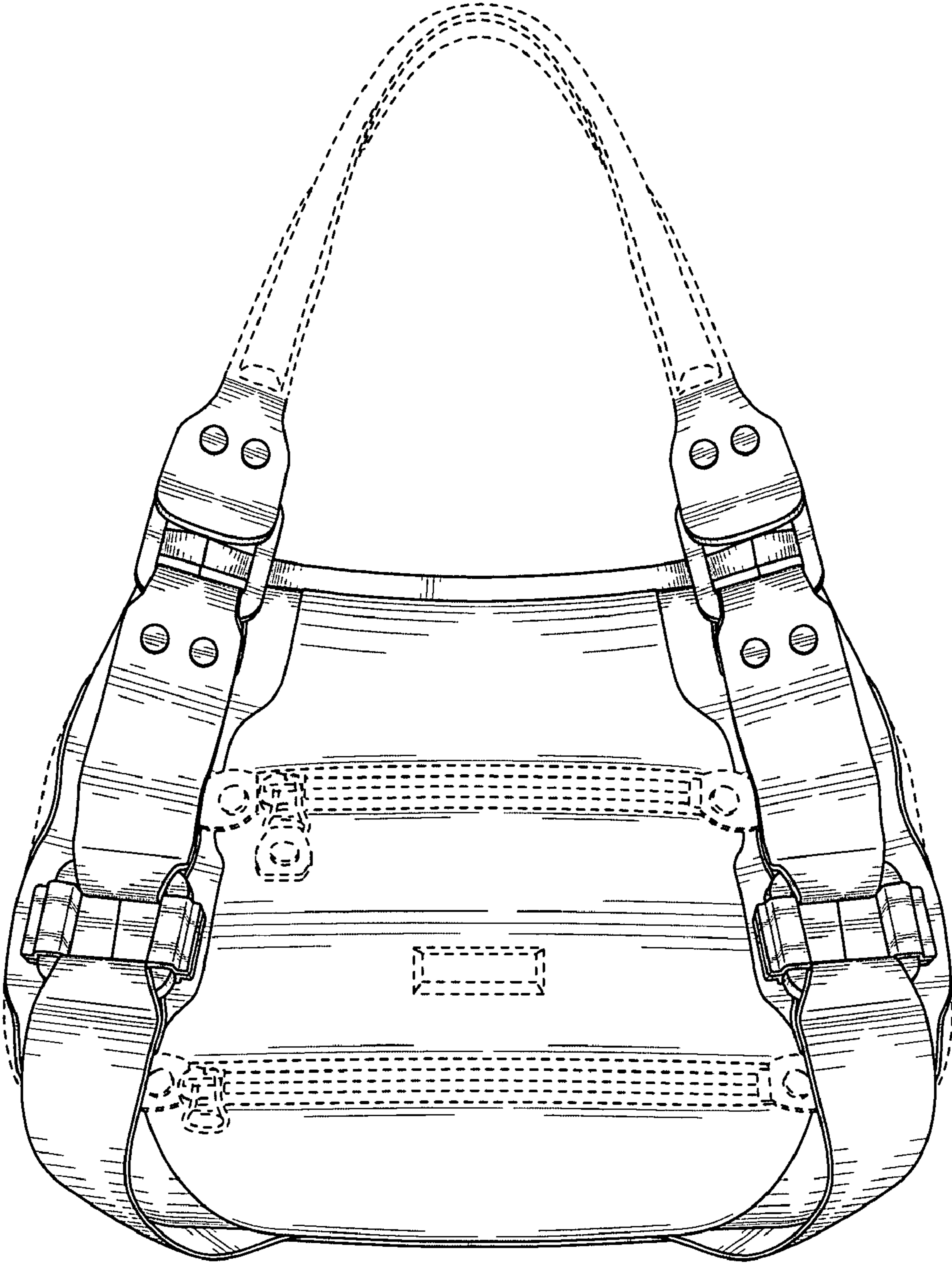


FIG. 2

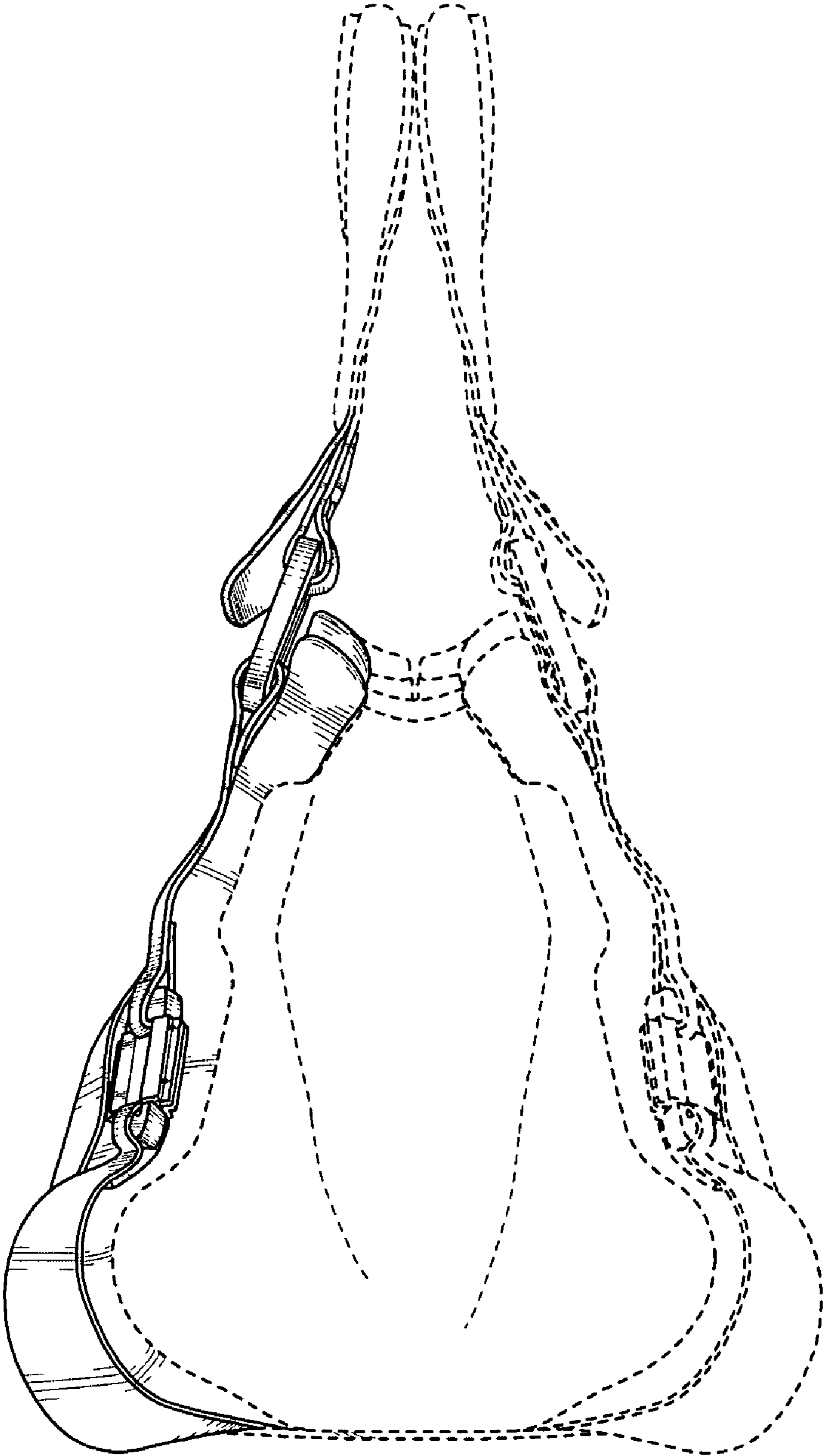


FIG. 3

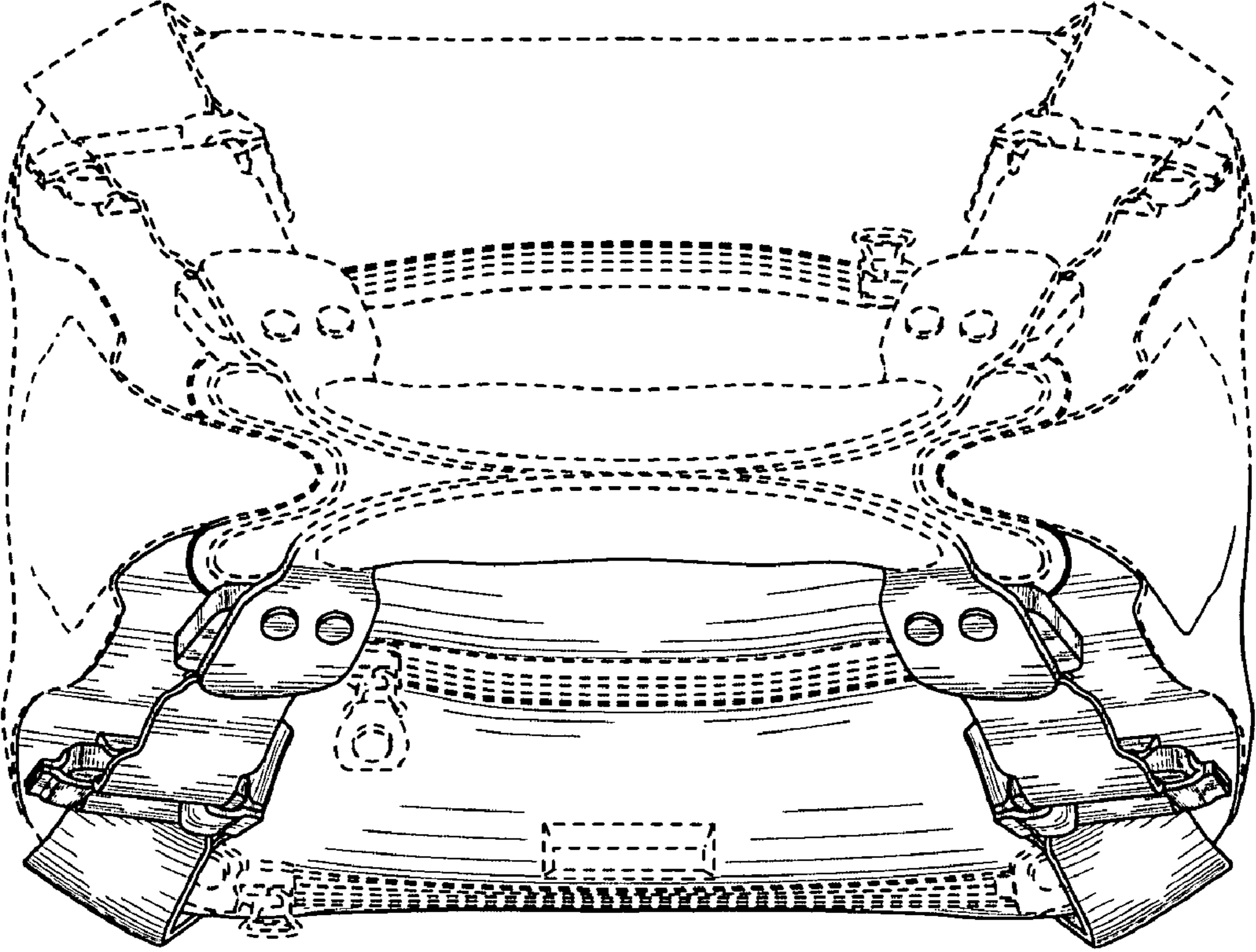


FIG. 4

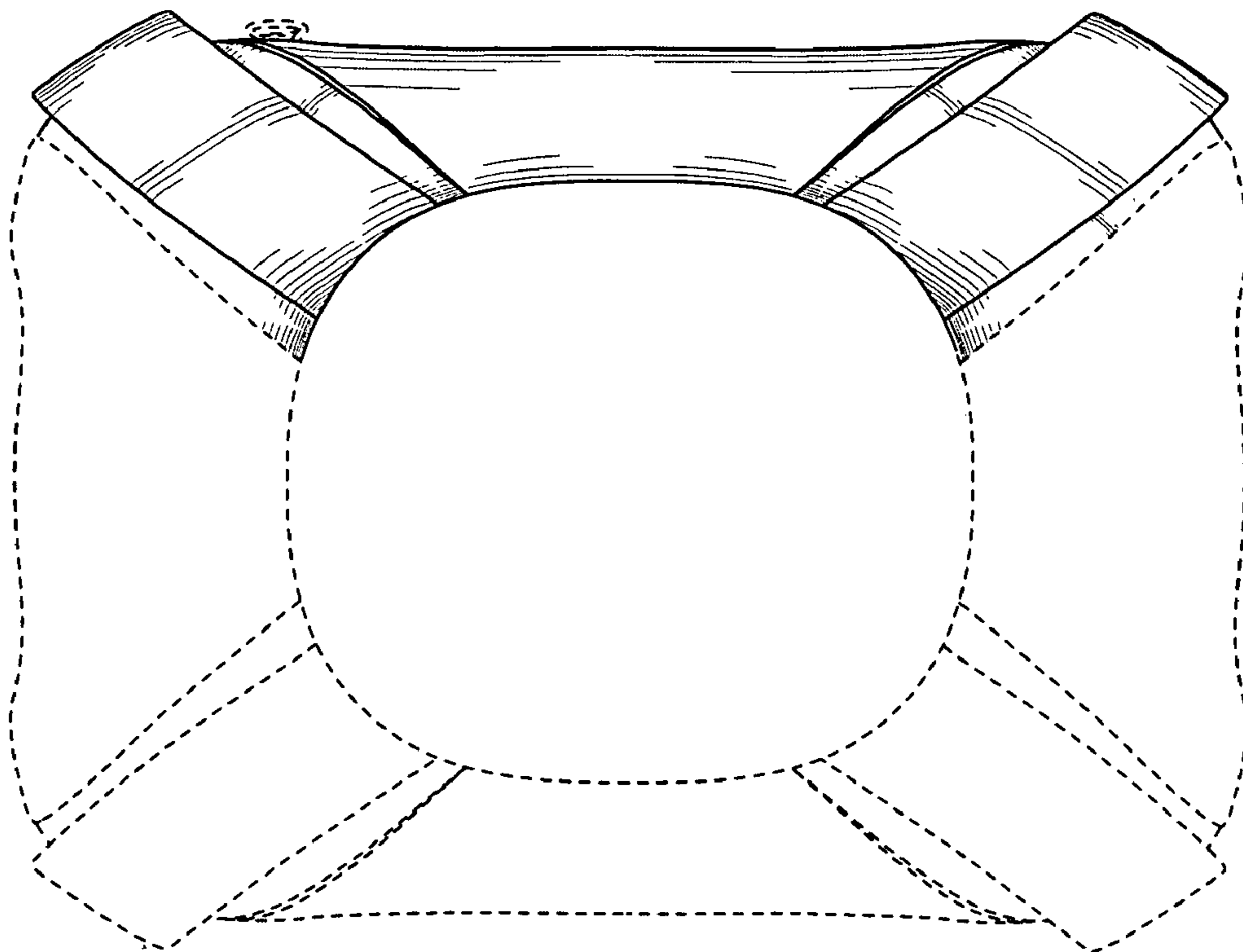


FIG. 5