



US00D551853S

(12) **United States Design Patent**
Smeuninx

(10) **Patent No.:** **US D551,853 S**

(45) **Date of Patent:** **** Oct. 2, 2007**

(54) **BACKPACK WITH SEGMENTED SHELL**

FOREIGN PATENT DOCUMENTS

(76) Inventor: **Joris Smeuninx**, Weversstraat 5,
Sint-Amands (BE) B-2890

EM 000526256-0001 * 5/2006

* cited by examiner

(**) Term: **14 Years**

Primary Examiner—Ian Simmons

Assistant Examiner—Anna J. Burmeister

(21) Appl. No.: **29/243,504**

(22) Filed: **Nov. 23, 2005**

(57) **CLAIM**

(51) **LOC (8) Cl.** **03-01**

(52) **U.S. Cl.** **D3/217**

(58) **Field of Classification Search** D3/216–217,
D3/221, 224, 254, 273, 276, 283, 293, 299,
D3/301, 321, 327; 224/153, 257, 259, 629
See application file for complete search history.

The ornamental design for a backpack with segmented shell,
as shown and described.

DESCRIPTION

(56) **References Cited**

U.S. PATENT DOCUMENTS

D411,352 S *	6/1999	Golenz et al.	D3/301
5,911,348 A *	6/1999	Shook	224/629
D437,110 S *	2/2001	Ivarson et al.	D3/217
D444,942 S *	7/2001	Melnick	D3/216
D460,614 S *	7/2002	Reimers et al.	D3/217
D493,283 S *	7/2004	Rada et al.	D3/279
D506,864 S *	7/2005	Fonfeder	D3/217
7,165,705 B2 *	1/2007	Haro	224/629
2006/0144885 A1 *	7/2006	Smeuninx	224/629

FIG. 1 is a top, front, left side perspective view of the
backpack with segmented shell showing my new design;
FIG. 2 is a front elevational view thereof;
FIG. 3 is a rear elevational view thereof;
FIG. 4 is a left side elevational view thereof;
FIG. 5 is a right side elevational view thereof;
FIG. 6 is a top plan view thereof, with the should straps
removed for ease of illustration; and,
FIG. 7 is a bottom plan view thereof.

The cross-hatched lines shown in the drawings represent a
textured, fabric surface.

1 Claim, 3 Drawing Sheets

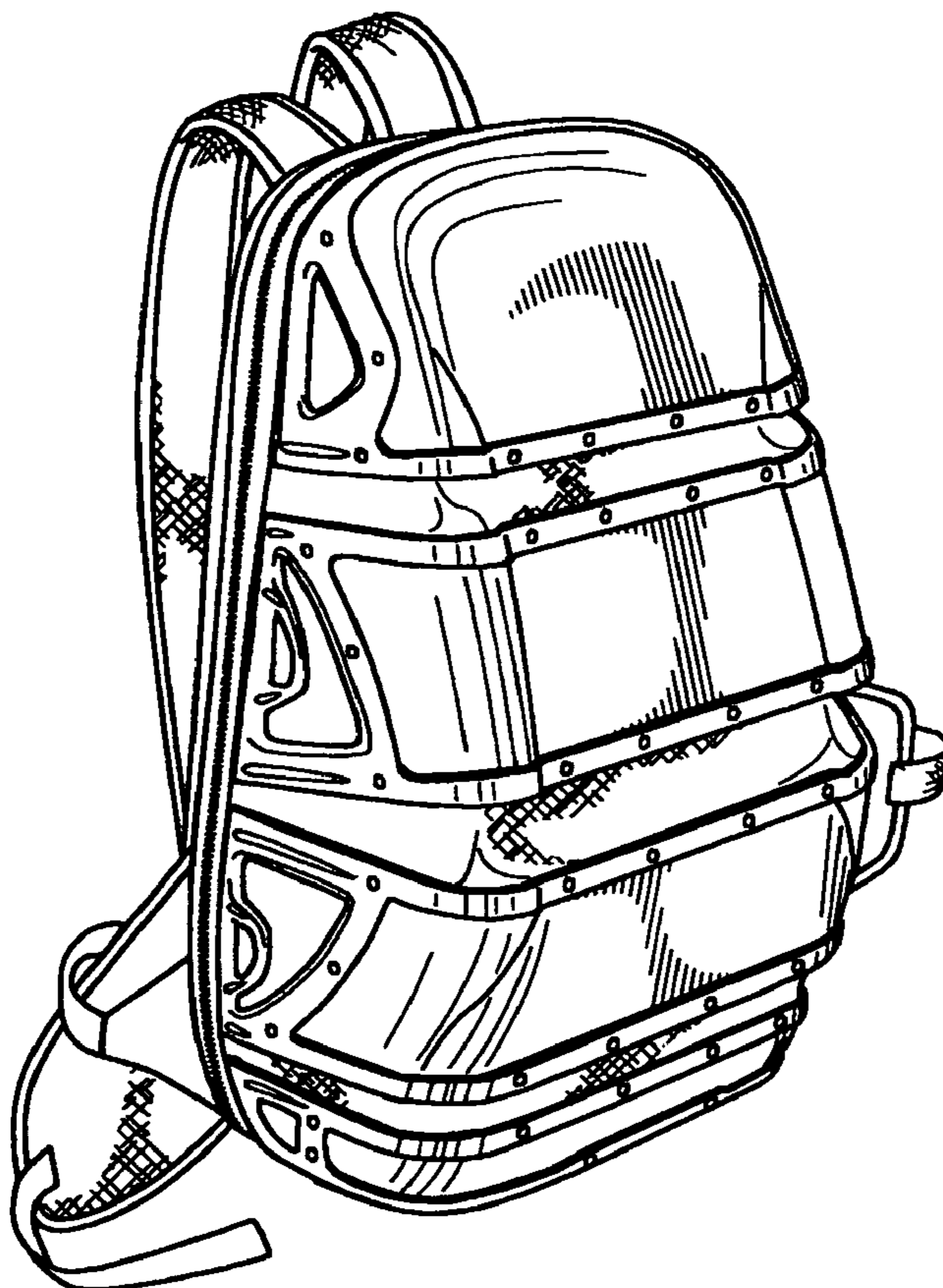




FIG. 1

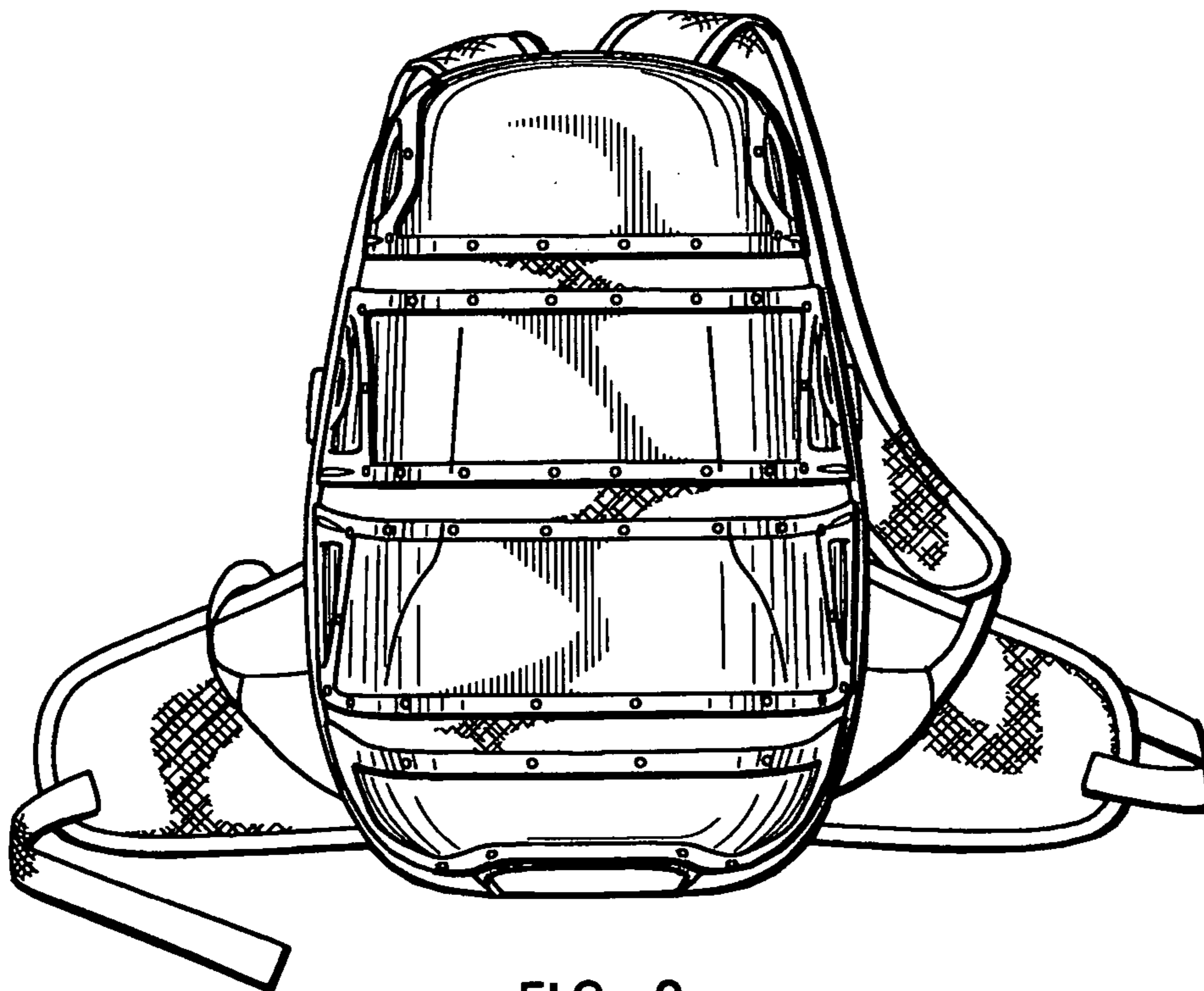


FIG. 2



FIG. 3

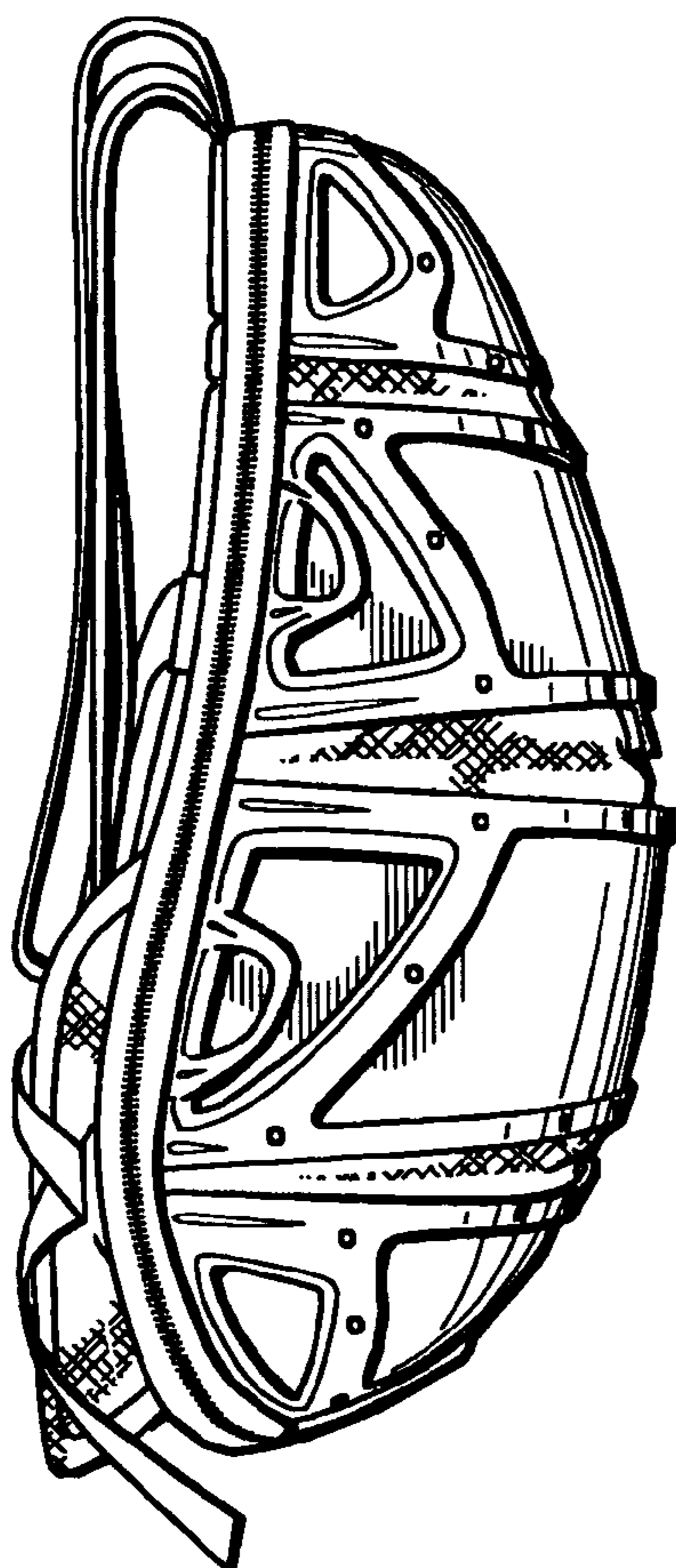


FIG. 4

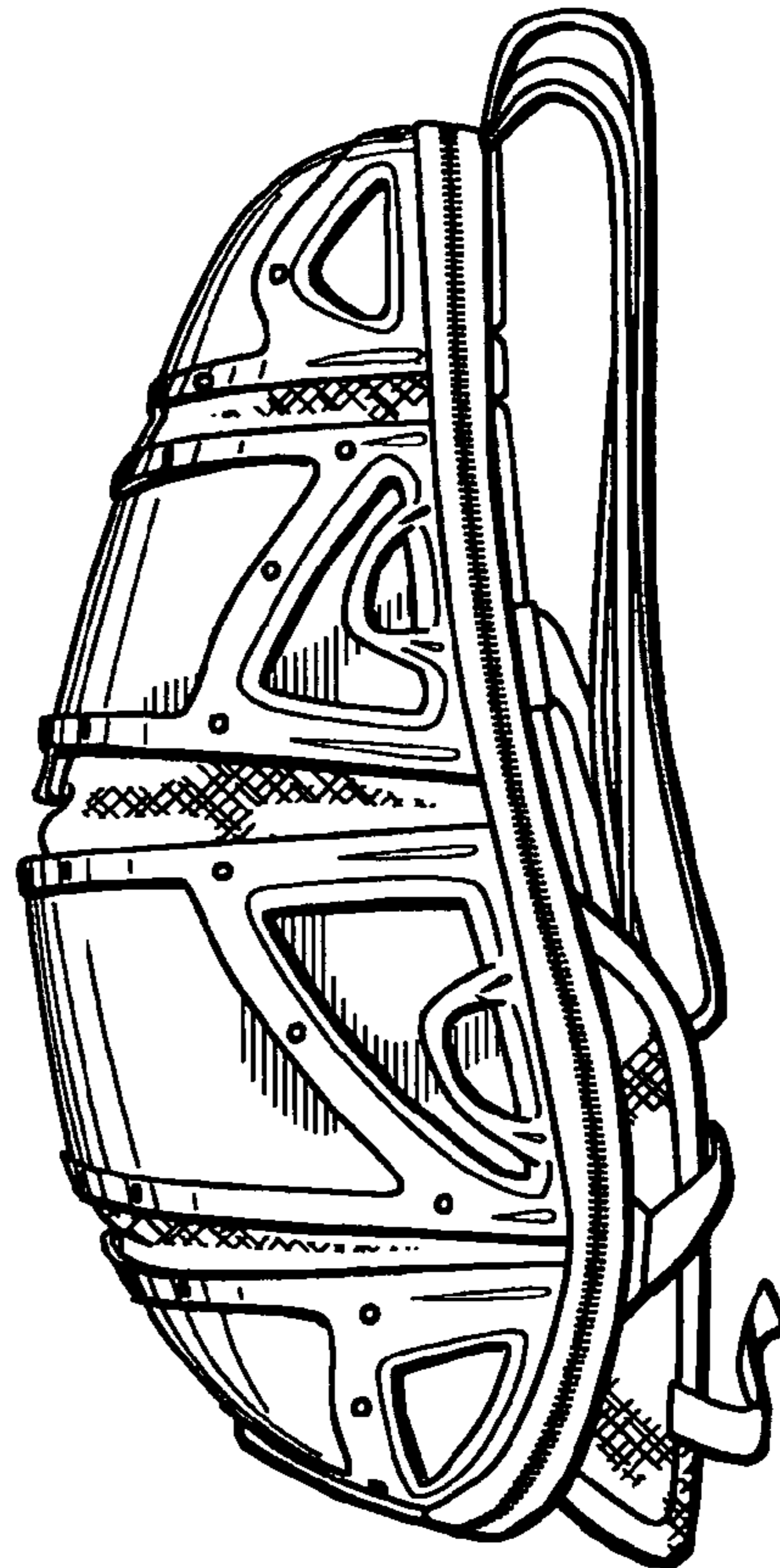


FIG. 5




FIG. 6




FIG. 7