



US00D551838S

(12) **United States Design Patent** (10) **Patent No.:** **US D551,838 S**  
**Brewer** (45) **Date of Patent:** **\*\* Oct. 2, 2007**

(54) **FOOTWEAR**

(75) Inventor: **Reglan Brewer**, Boone, NC (US)

(73) Assignee: **Salomon S.A.**, Metz-Tessy (FR)

(\*\*) Term: **14 Years**

(21) Appl. No.: **29/243,680**

(22) Filed: **Nov. 30, 2005**

(30) **Foreign Application Priority Data**

Jun. 22, 2005 (EM) ..... 000359138-0004  
Jun. 22, 2005 (EM) ..... 000359138-0005

(51) **LOC (8) Cl.** ..... **02-99**

(52) **U.S. Cl.** ..... **D2/972**

(58) **Field of Classification Search** ..... D2/902,  
D2/906-908, 943, 944, 969, 972-974; 36/45,  
36/50.1, 77 M, 77 R, 83, 88, 113, 114, 126-131  
See application file for complete search history.

(56) **References Cited**

**U.S. PATENT DOCUMENTS**

D307,509 S \* 5/1990 Kittle ..... D2/969  
D341,703 S \* 11/1993 Hatfield et al. .... D2/973  
D342,600 S \* 12/1993 Hatfield et al. .... D2/969  
D350,022 S \* 8/1994 Bell et al. .... D2/969  
D369,459 S \* 5/1996 Feller ..... D2/969  
D451,269 S 12/2001 Burt  
D479,392 S 9/2003 Hillyer  
D481,530 S 11/2003 Hillyer  
D486,301 S 2/2004 Koo  
D487,339 S 3/2004 Laberge  
D494,350 S 8/2004 Hillyer  
D499,783 S 12/2004 Stryjak  
D500,199 S \* 12/2004 Clegg ..... D2/972  
D513,847 S 1/2006 Laberge  
D513,855 S \* 1/2006 Rask ..... D2/972  
D515,800 S \* 2/2006 Bertholon ..... D2/972

D516,795 S \* 3/2006 Tresser ..... D2/972

**OTHER PUBLICATIONS**

U.S. Appl. No. 29/243,681, filed Nov. 30, 2005; Jacques Bertholon.\*

U.S. Appl. No. 29/243,683, filed Nov. 30, 2005; Martin Laberge.\*

U.S. Appl. No. 29/245,190, filed Dec. 21, 2005; Cyrille Gay.\*

\* cited by examiner

*Primary Examiner*—Dominic Simone

(74) *Attorney, Agent, or Firm*—Greenblum & Bernstein, P.L.C.

(57) **CLAIM**

I claim the ornamental design for footwear, as shown and described.

**DESCRIPTION**

FIG. 1 is a front and side perspective view of footwear, showing my new design in a first embodiment thereof;

FIG. 2 is a side elevation view of FIG. 1, showing my design in the first embodiment thereof;

FIG. 3 is a front and side perspective view of footwear, showing my new design in a second embodiment thereof; and,



FIG. 4 is a side elevation view of FIG. 3, showing my design in the second embodiment thereof.

The broken line showing in the drawing figures of the sole of the footwear, and of other features and contour of the footwear, is for illustrative purposes only and forms no part of the claimed design.

The jagged broken lines in each of the drawing figures represent parts of the boundary of the claimed design, although the claimed design does not include the jagged broken lines.

Any surface of the footwear not shown, or any part of any such surface not shown, is not part of the claimed design.

**1 Claim, 2 Drawing Sheets**



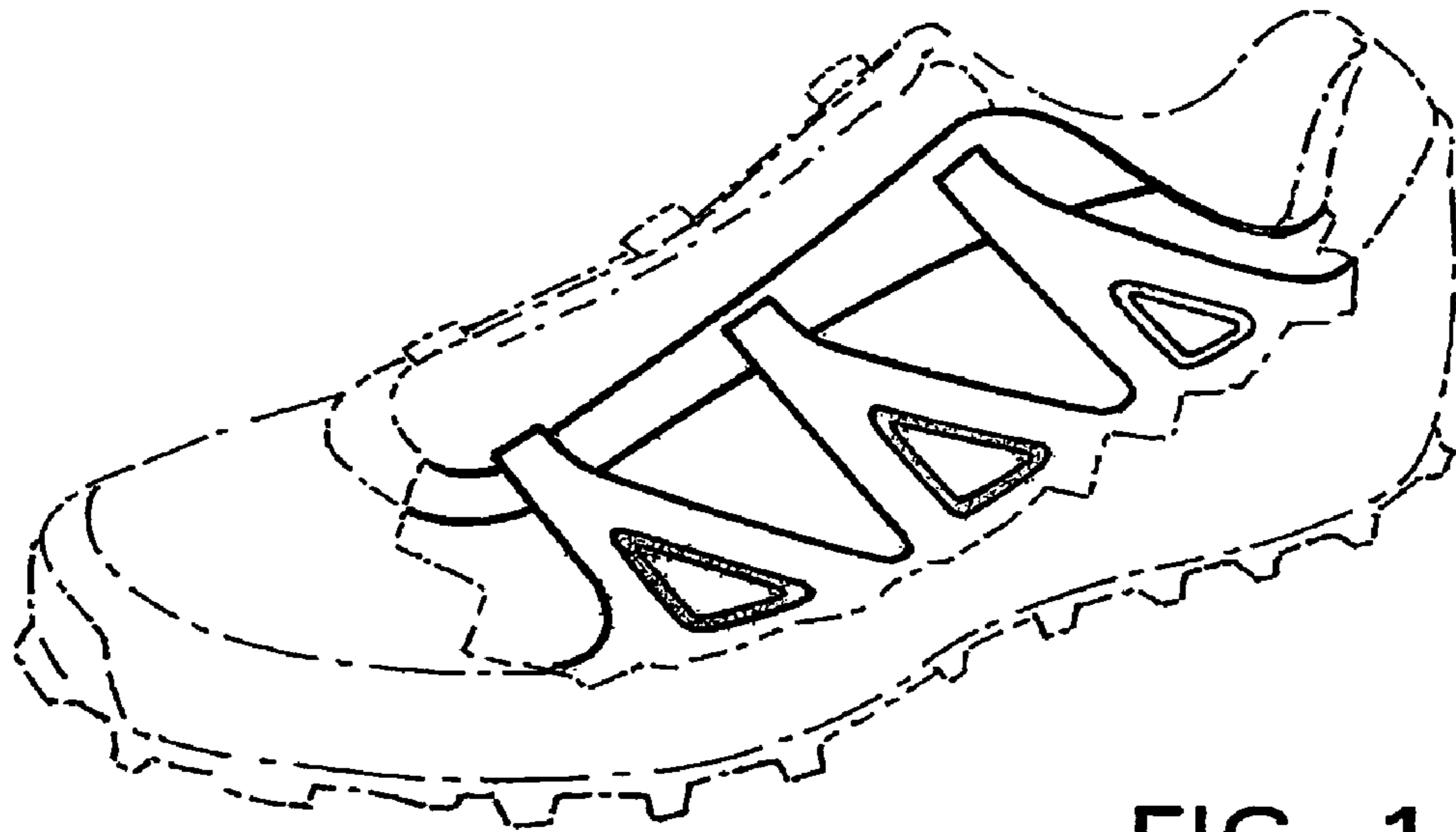


FIG. 1




FIG. 2

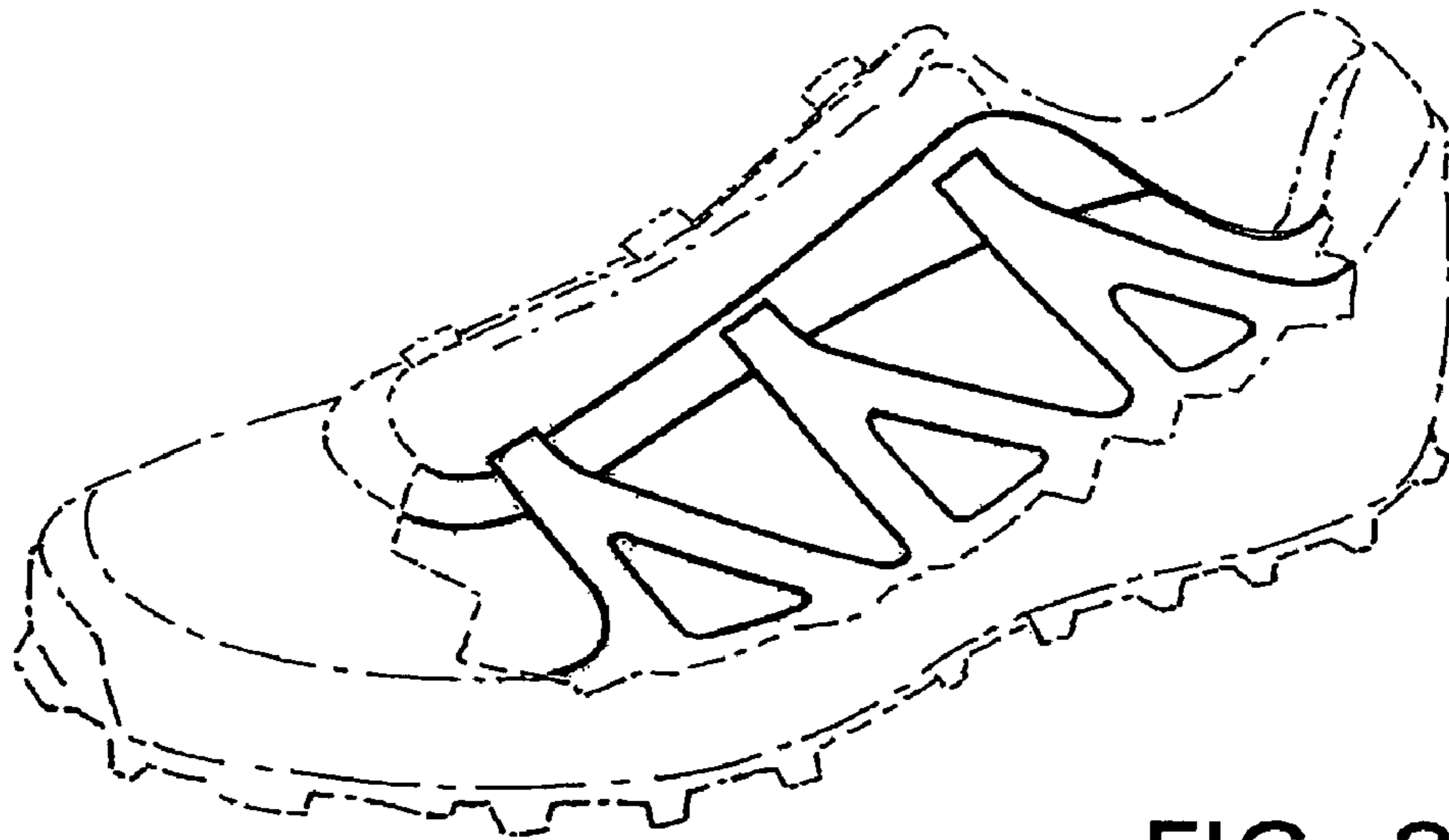


FIG. 3




FIG. 4