



US00D551834S

(12) **United States Design Patent**
Favreau et al.

(10) **Patent No.:** **US D551,834 S**

(45) **Date of Patent:** **** Oct. 2, 2007**

(54) **FOOTWEAR SOLE**

(76) Inventors: **Christopher D. Favreau**, 228 N. Main St., North Brookfield, MA (US) 01535;
Linda B. Peloquin, 25 Town Farm Rd., North Brookfield, MA (US) 01535;
Zenon Smotrycz, 51 Avalon Rd., Reading, MA (US) 01867

D390,348 S *	2/1998	Meyer et al.	D2/957
D414,922 S *	10/1999	Wright	D2/960
D433,790 S *	11/2000	Oliver	D2/957
D462,160 S *	9/2002	Kung	D2/960
D468,082 S *	1/2003	Brown	D2/955
D495,480 S *	9/2004	Laberge	D2/960
D498,904 S *	11/2004	Lee	D2/953
D499,536 S *	12/2004	Castleberry	D2/960
D508,307 S *	8/2005	Burg et al.	D2/953

(**) **Term:** **14 Years**

* cited by examiner

(21) **Appl. No.:** **29/235,057**

Primary Examiner—Celia A. Murphy

(74) *Attorney, Agent, or Firm*—Gauthier & Connors, LLP

(22) **Filed:** **Jul. 27, 2005**

(57) **CLAIM**

(51) **LOC (8) Cl.** **02-04**

The ornamental design for a footwear sole, as shown and described.

(52) **U.S. Cl.** **D2/957; D2/953; D2/959; D2/960**

(58) **Field of Classification Search** D2/902, D2/906, 908, 916, 947, 951, 953-957, 959-960; 36/3 B, 7.3, 14, 22 R, 24.5, 25 R, 28, 32 R, 36/67 A, 59 C

See application file for complete search history.

DESCRIPTION

FIG. 1 is a top perspective view of a footwear sole showing our new design;

FIG. 2 is a rear elevational view thereof;

FIG. 3 is a front elevational view thereof;

FIG. 4 is a left elevational view thereof;

FIG. 5 is a top plan view thereof; and,

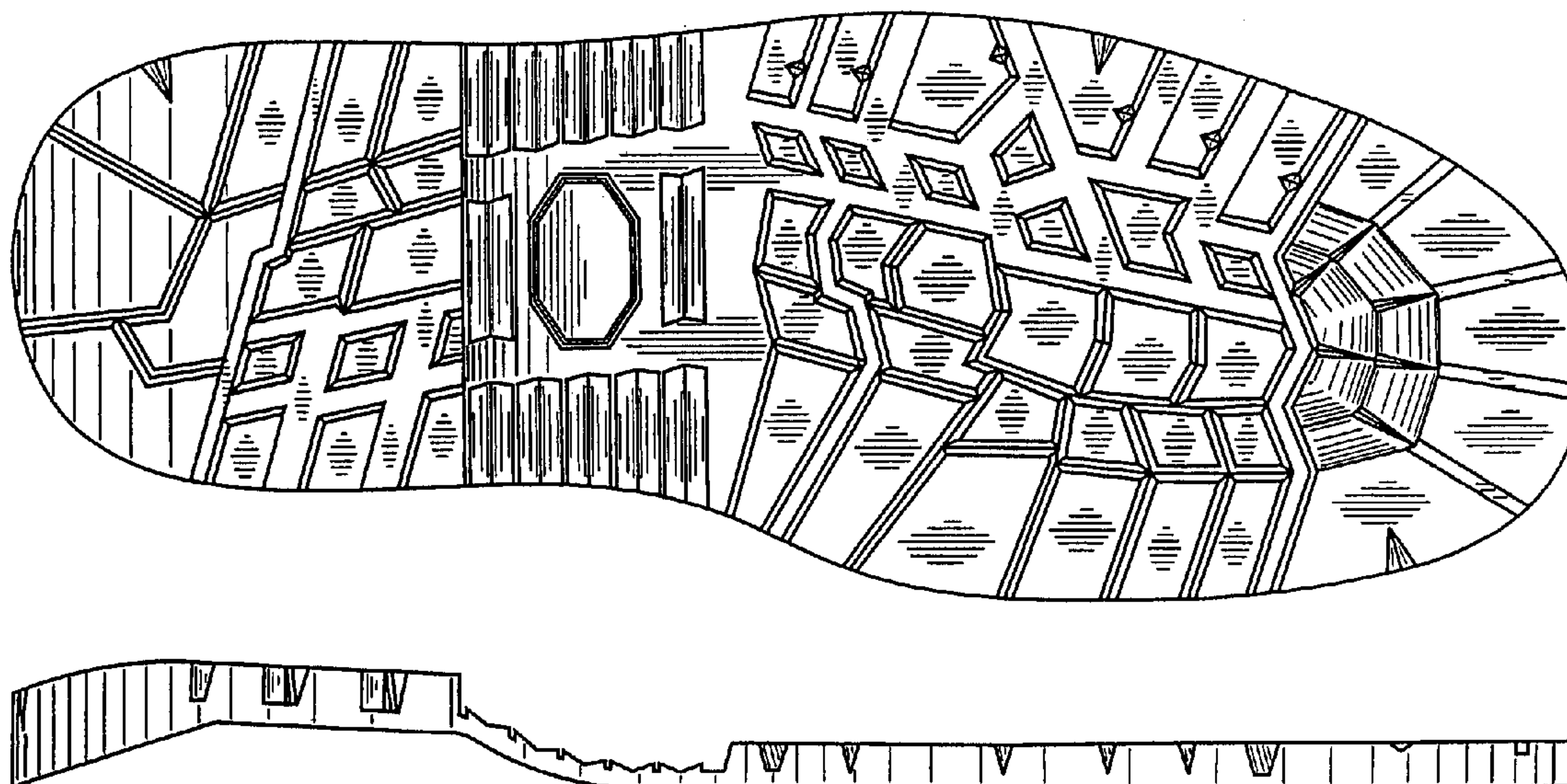
FIG. 6 is a right elevational view thereof.

(56) **References Cited**

U.S. PATENT DOCUMENTS

D241,688 S *	10/1976	Johnson	D2/955
D316,930 S *	5/1991	Bernasconi	D2/957
D354,845 S *	1/1995	Bramani	D2/957
D389,294 S *	1/1998	Fogg	D2/959

1 Claim, 2 Drawing Sheets



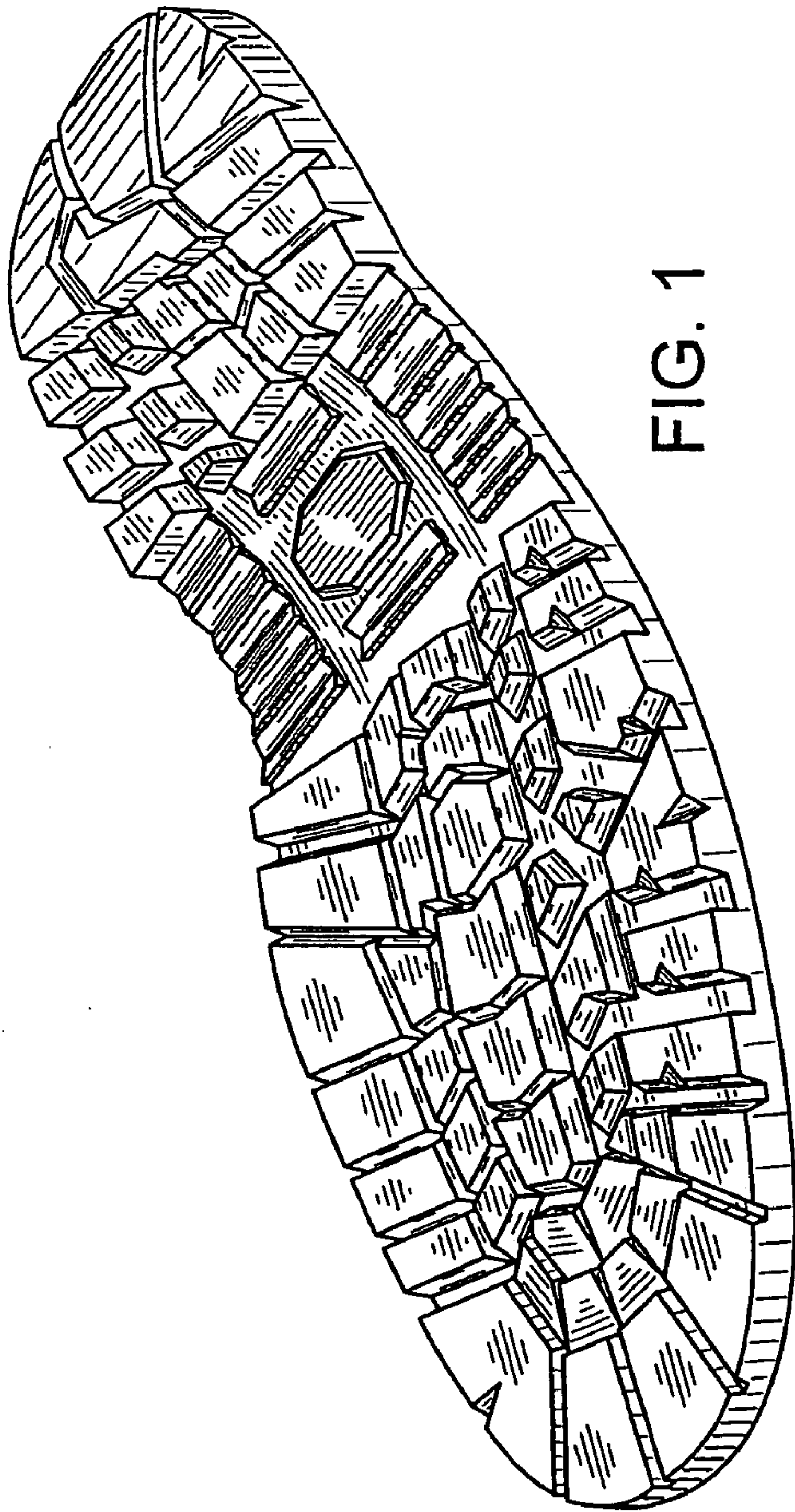


FIG. 1

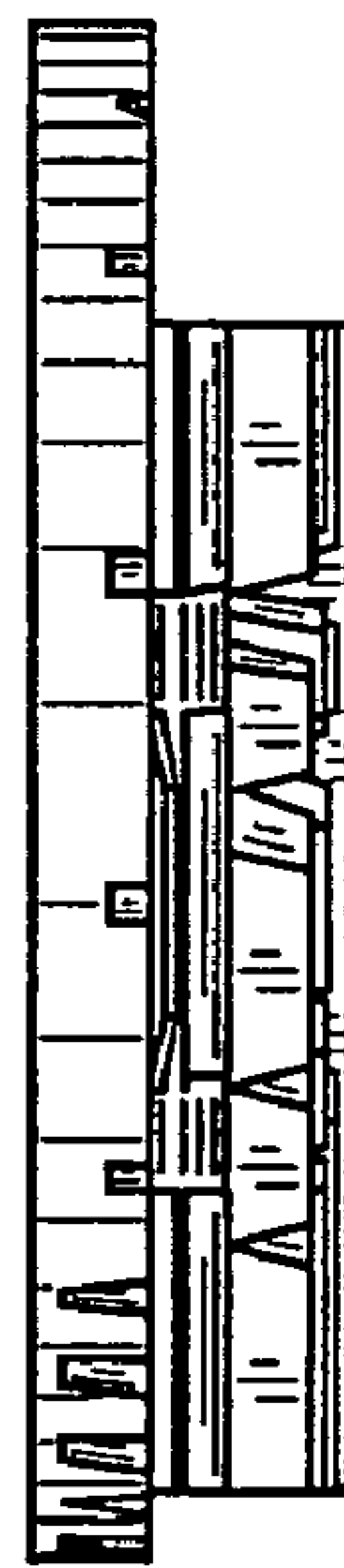


FIG. 2




FIG. 3



FIG. 4

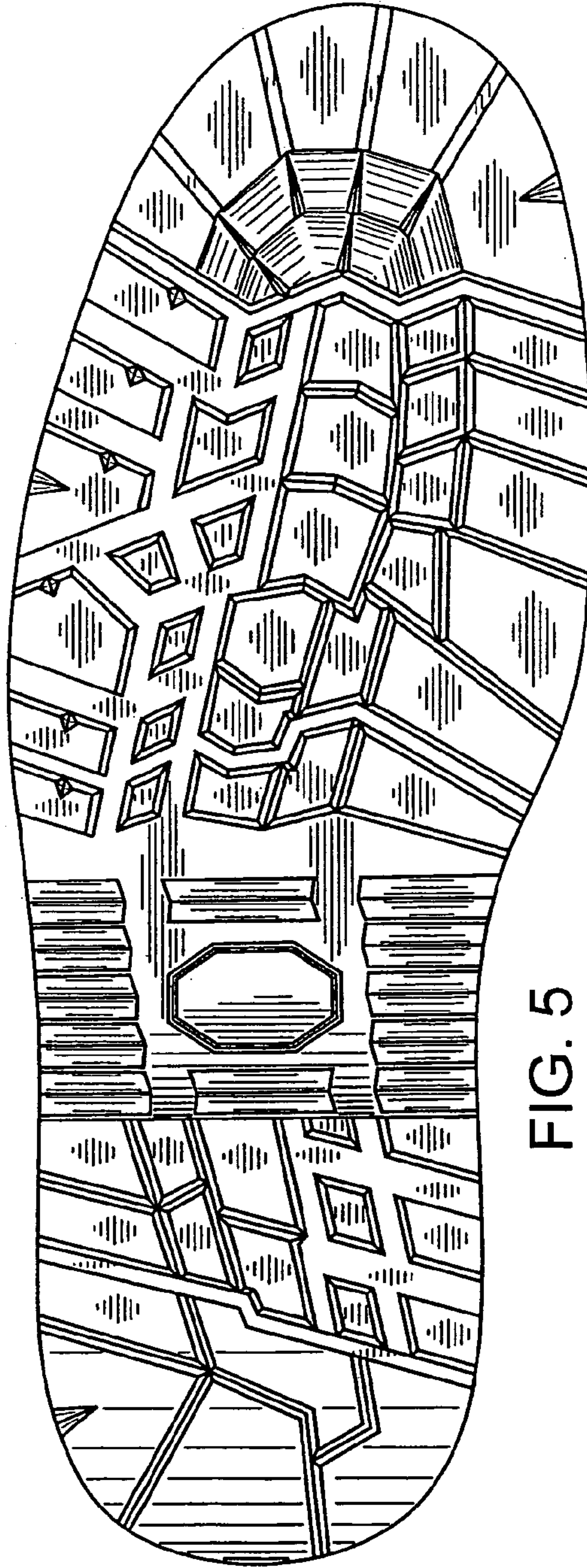


FIG. 5

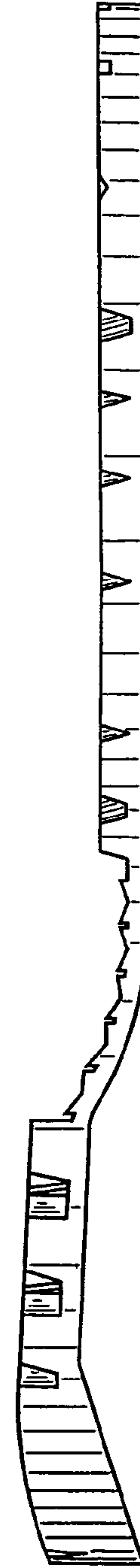


FIG. 6