



US00D551833S

(12) **United States Design Patent**  
**Feller**

(10) **Patent No.:** **US D551,833 S**

(45) **Date of Patent:** **\*\* Oct. 2, 2007**

(54) **FOOTWEAR OUTSOLE**

(75) Inventor: **Craig Feller**, Evergreen, CO (US)

(73) Assignee: **Ariat International, Inc.**, Union City, CA (US)

(\*\*) Term: **14 Years**

(21) Appl. No.: **29/234,865**

(22) Filed: **Jul. 22, 2005**

(51) **LOC (8) Cl.** ..... **02-04**

(52) **U.S. Cl.** ..... **D2/954; D2/953**

(58) **Field of Classification Search** ..... D2/902,  
D2/906, 908, 916, 947, 951-957, 959-960,  
D2/968; 30/147; 36/3 B, 7.3, 14, 22 R,  
36/24.5, 25 R, 28, 32 R, 67 A, 59 C  
See application file for complete search history.

(56) **References Cited**

**U.S. PATENT DOCUMENTS**

632,423	A *	9/1899	Peacock	168/4
1,387,988	A *	8/1921	Kaplan	36/59 C
D77,152	S *	12/1928	Greene	D2/954
D97,311	S *	10/1935	Troy	D2/923
2,230,504	A *	2/1941	Rudner	36/91
2,297,595	A *	9/1942	Weinstat	36/11.5
2,814,133	A *	11/1957	Herbst	36/80
2,826,832	A *	3/1958	Rollman et al.	36/28
4,096,649	A *	6/1978	Saurwein	36/32 R
D294,077	S *	2/1988	Kiyosawa et al.	D2/956
D297,981	S *	10/1988	Gerber et al.	D2/960
D299,983	S *	2/1989	Zuidema et al.	D2/960
5,203,097	A *	4/1993	Blair	36/59 C
5,287,638	A *	2/1994	Preston	36/28
D354,388	S *	1/1995	Saez	D2/951
D354,615	S	1/1995	Parker	
D356,208	S	3/1995	Parker	
5,440,826	A *	8/1995	Whatley	36/25 R
D365,434	S	12/1995	Parker	
D365,435	S	12/1995	Parker	

D365,436	S	12/1995	Parker	
D369,016	S	4/1996	Parker	
5,542,196	A *	8/1996	Kantro	36/44
D373,896	S	9/1996	Parker	
D384,492	S	10/1997	Parker	
D391,045	S *	2/1998	Assous	D2/954

(Continued)

**OTHER PUBLICATIONS**

U.S. Appl. No. 29/198,586, filed Jan. 30, 2004, Holly Andrews-Kramer.

(Continued)

*Primary Examiner*—Celia A. Murphy

(74) *Attorney, Agent, or Firm*—Cooley Godward Kronish LLP

(57) **CLAIM**

The ornamental design for a footwear outsole, as shown and described.

**DESCRIPTION**

FIG. 1 is a perspective view of a footwear outsole showing my new design;

FIG. 2 is a top plan view thereof;

FIG. 3 is a left side view thereof;

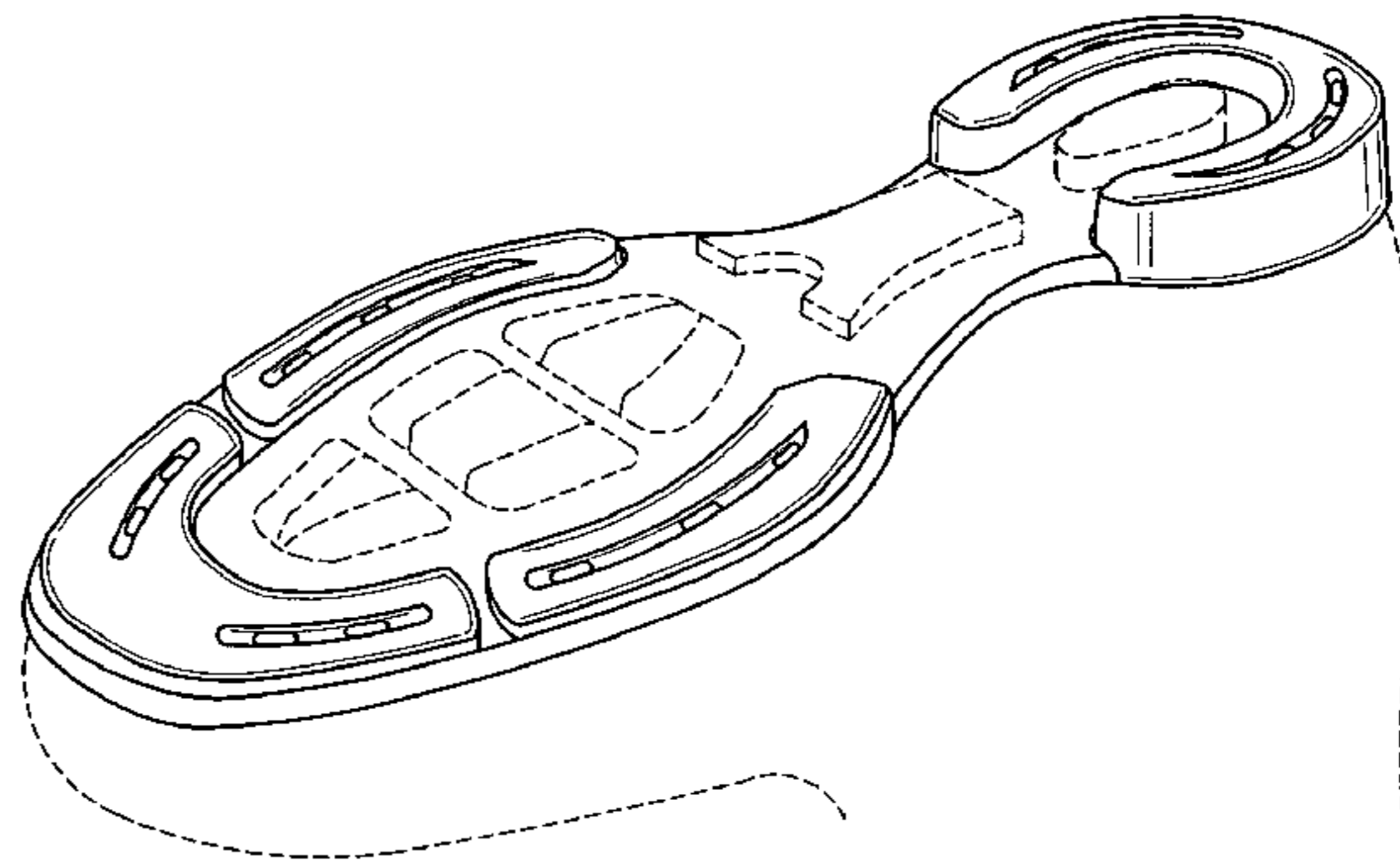
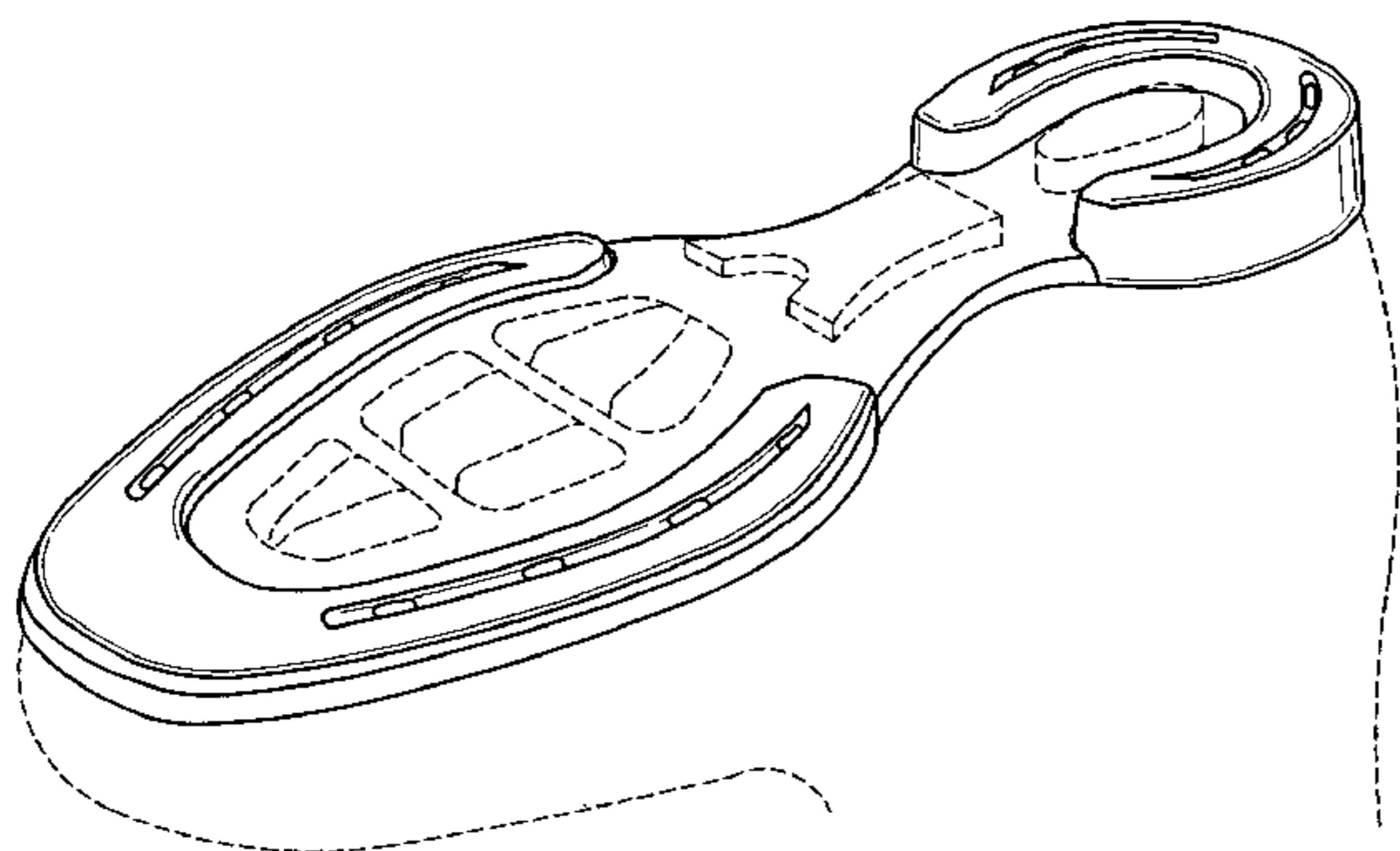
FIG. 4 is a perspective view of an alternate embodiment of the design shown in FIG. 1;

FIG. 5 is a top plan view of FIG. 4; and,

FIG. 6 is a left side view of FIG. 4.

The broken outlines on the surface of the sole in FIGS. 1, 2, 4, & 5 represent the boundaries of the design with the lines themselves and the areas within forming no part of the claim. The broken lines showing the remainder of the shoe in FIGS. 1 & 4 represent the portions of the design that form no part of the claim.

**1 Claim, 2 Drawing Sheets**



# US D551,833 S

Page 2

## U.S. PATENT DOCUMENTS

5,720,117 A 2/1998 Toschi  
D392,445 S \* 3/1998 Tresser ..... D2/954  
5,794,359 A \* 8/1998 Jenkins et al. .... 36/28  
D398,438 S 9/1998 De Baere  
D399,039 S 10/1998 Toschi  
D401,042 S \* 11/1998 Davis ..... D2/951  
5,836,094 A \* 11/1998 Figel ..... 36/131  
D404,190 S 1/1999 Toschi  
D422,128 S \* 4/2000 Adler ..... D2/907  
D427,755 S 7/2000 Tresser  
D443,129 S 6/2001 Tresser  
D458,740 S \* 6/2002 McClaskie ..... D2/957  
6,497,057 B1 12/2002 Lee et al.  
6,578,290 B1 \* 6/2003 Meynard ..... 36/103  
D482,184 S 11/2003 Gordon

D482,852 S \* 12/2003 Belley et al. .... D2/957  
D501,708 S 2/2005 Andrews-Kramer  
D502,308 S 3/2005 Teague  
D504,205 S 4/2005 Andrews-Kramer  
D506,306 S 6/2005 Teague  
D513,841 S \* 1/2006 Corbi Rico ..... D2/956  
2005/0022425 A1 \* 2/2005 Brown ..... 36/30 R

## OTHER PUBLICATIONS

U.S. Appl. No. 29/198,603, filed Jan. 30, 2004, Holly Andrews-Kramer.

U.S. Appl. No. 29/198,622, filed Jan. 30, 2004, Holly Andrews-Kramer.

U.S. Appl. No. 29/230,105, filed May 16, 2005, Craig Feller.

U.S. Appl. No. 29/233,073, filed Jun. 27, 2005, Randy L. Gaines.

\* cited by examiner

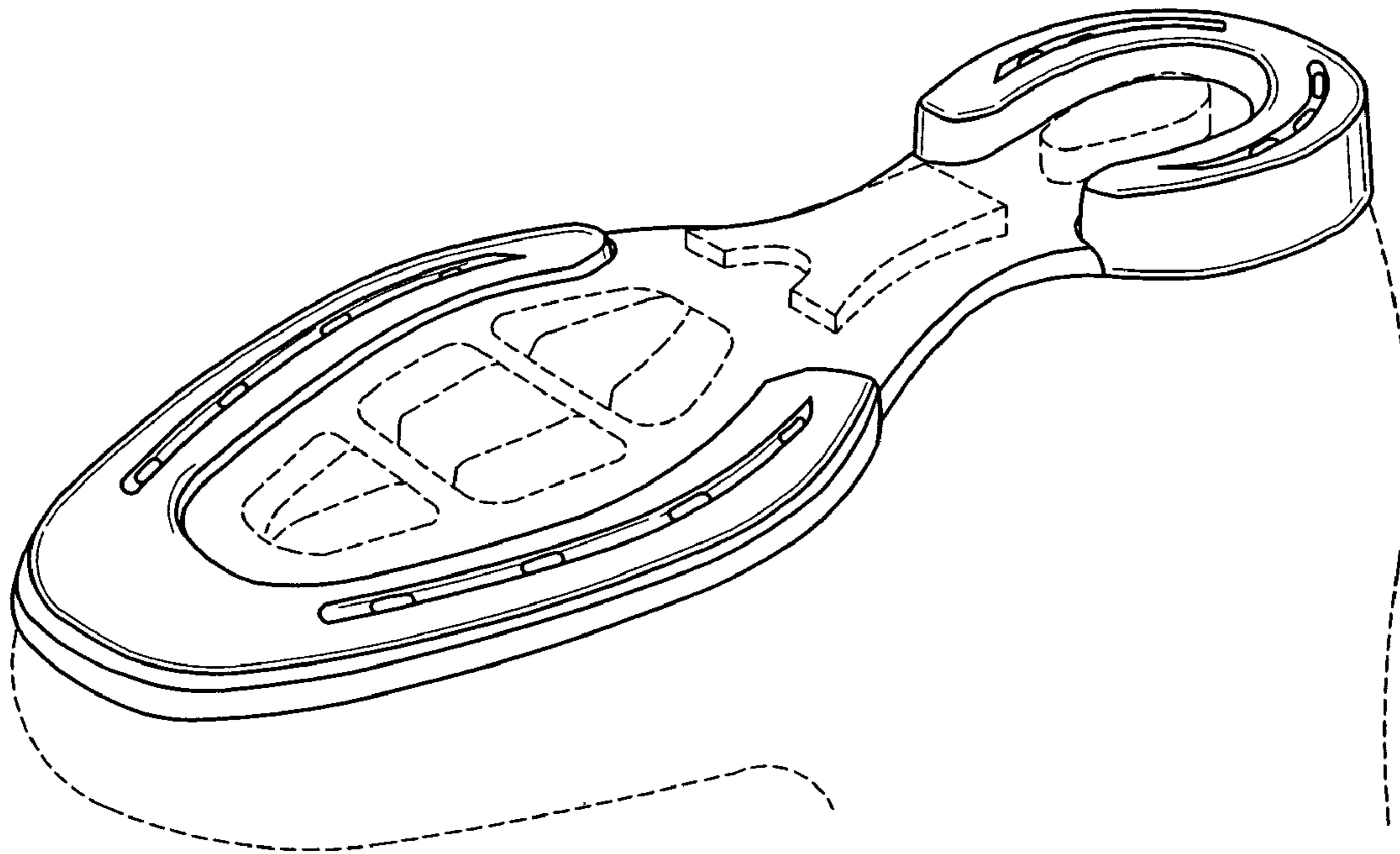


FIG. 1

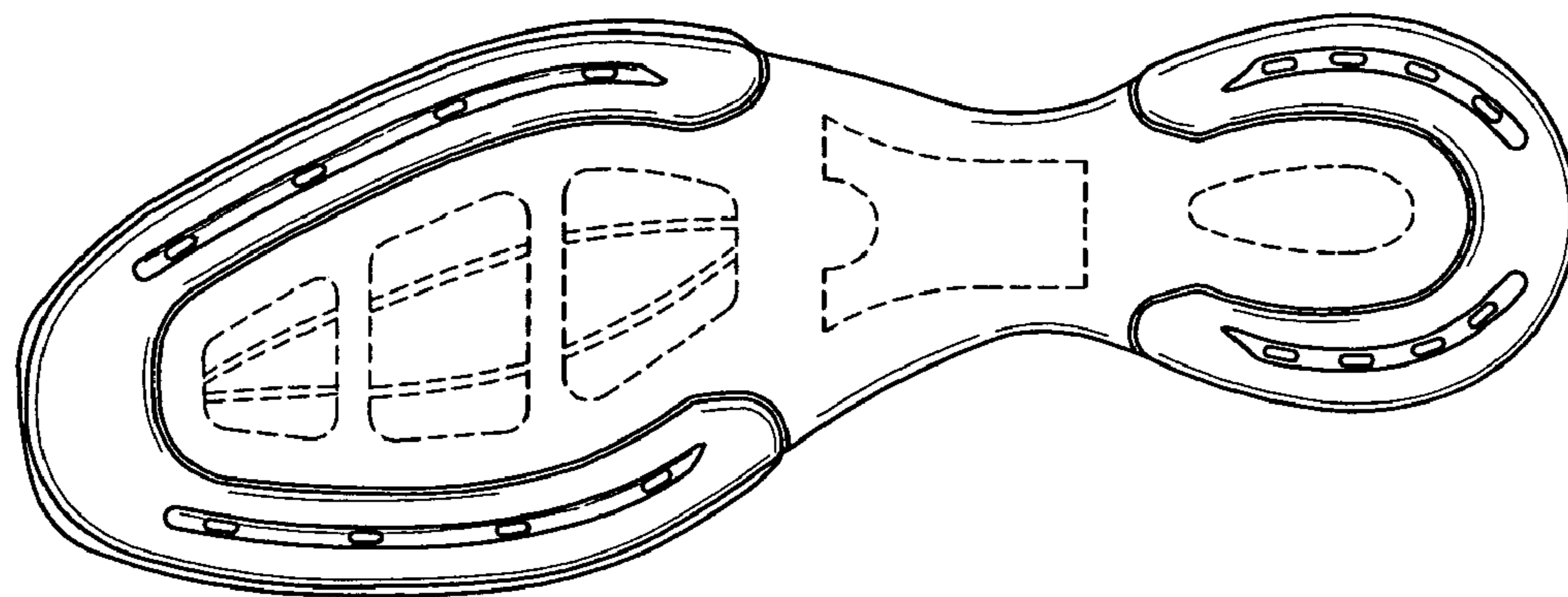


FIG. 2



FIG. 3

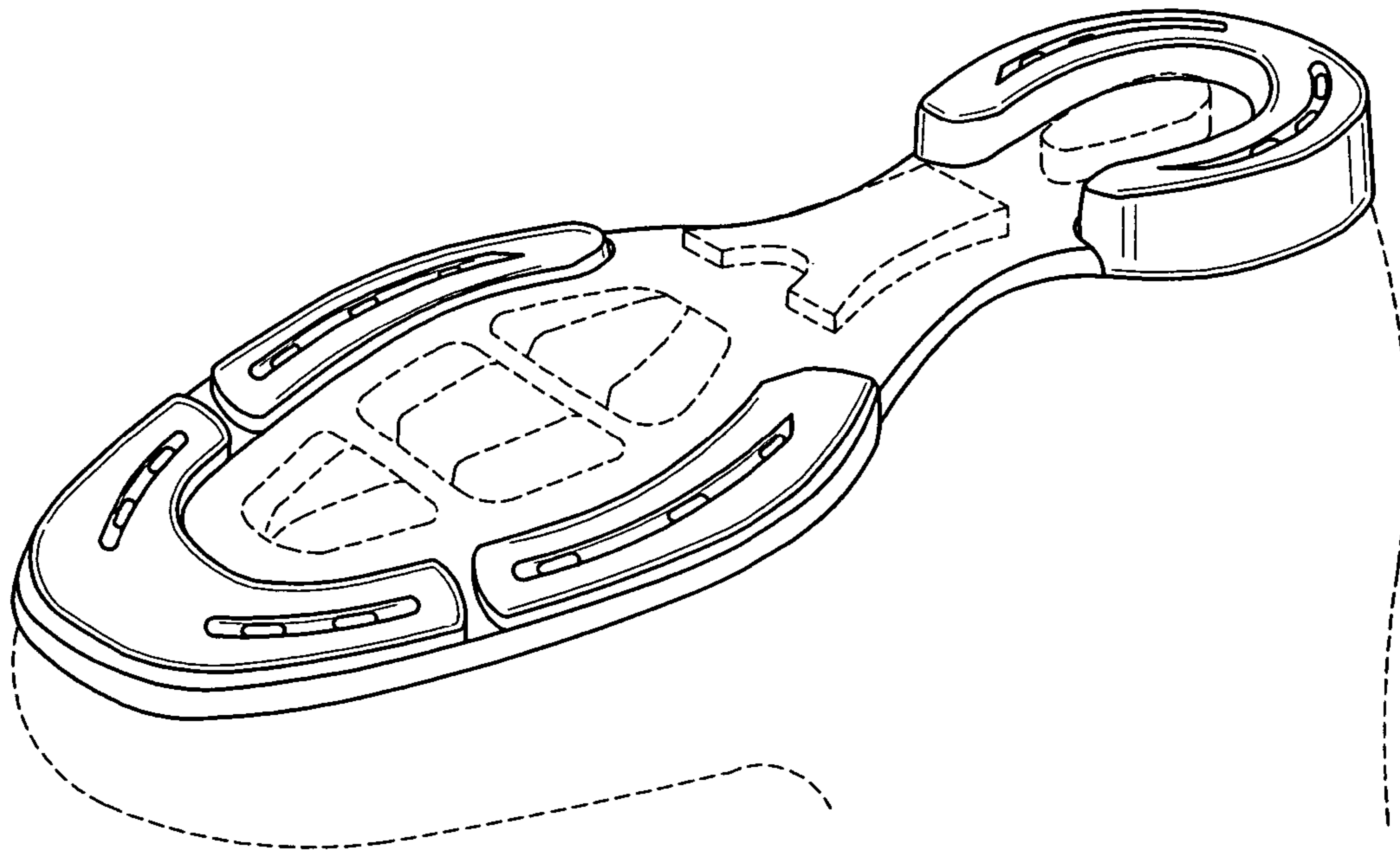


FIG. 4

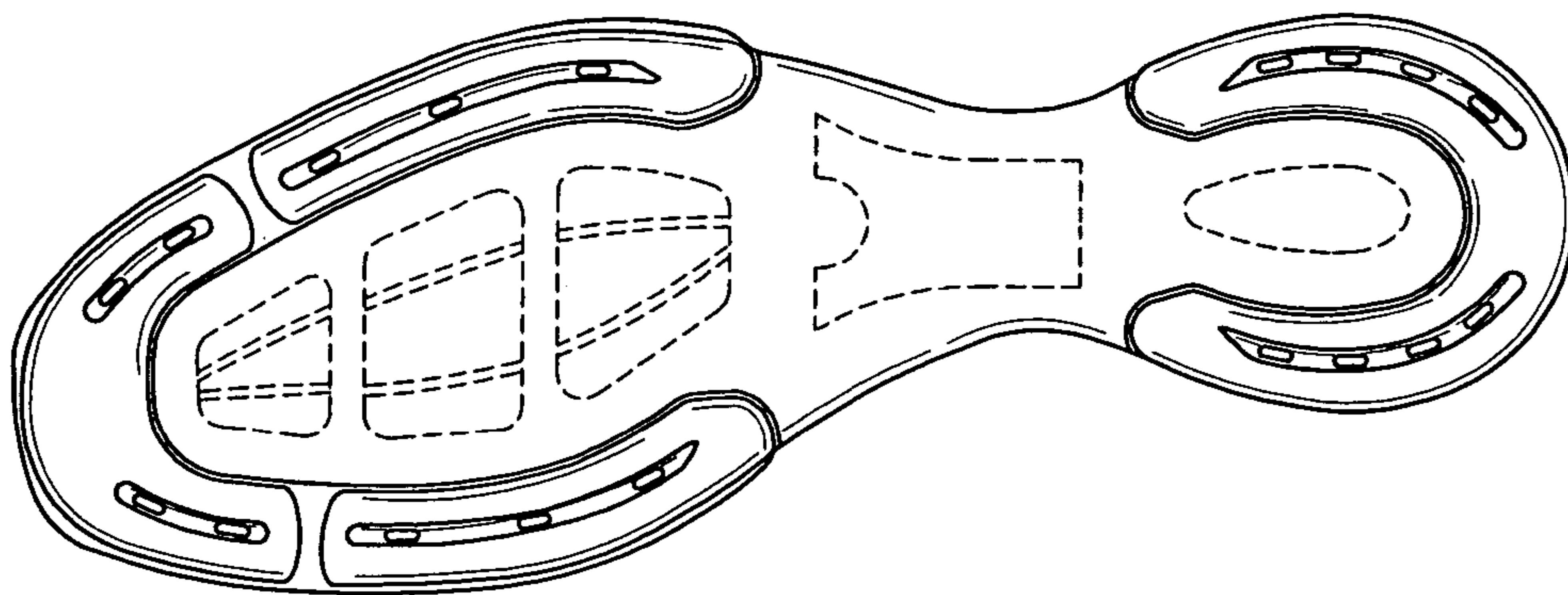


FIG. 5

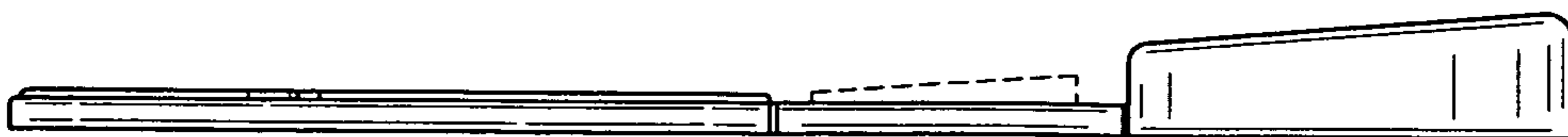


FIG. 6