



US00D551821S

(12) **United States Design Patent**
Wang et al.

(10) **Patent No.:** **US D551,821 S**

(45) **Date of Patent:** **** Sep. 25, 2007**

(54) **CONTAINER**

D535,797 S * 1/2007 Lin D34/7
D535,798 S * 1/2007 Lin D34/7

(76) Inventors: **Xin Wang**, 1608 Beach St., Montebello, CA (US) 90640; **Jiang Qun Chen**, 47, PuShang Zone, JinShan Industrial Area, FuZhou, FuJian (CN) 350008

* cited by examiner

Primary Examiner—Cynthia E. Ramirez
(74) *Attorney, Agent, or Firm*—Raymond Y. Chan; David and Raymond Patent Group

(**) Term: **14 Years**

(21) Appl. No.: **29/262,620**

(57) **CLAIM**

(22) Filed: **Jul. 7, 2006**

The ornamental design for a container, as shown.

(51) **LOC (8) Cl.** **09-09**

DESCRIPTION

(52) **U.S. Cl.** **D34/7**

FIG. 1 is a perspective view of a container showing my new design.

(58) **Field of Classification Search** D34/1,

FIG. 2 is a front view thereof.

D34/5, 6, 7, 8, 9, 10, 11; 220/908–913, 262–264
See application file for complete search history.

FIG. 3 is a rear view thereof.

(56) **References Cited**

FIG. 4 is a right end view thereof.

U.S. PATENT DOCUMENTS

FIG. 5 is a left end view thereof.


D446,375 S *	8/2001	Daams	D34/7
D494,722 S *	8/2004	Lin	D34/7
D517,761 S *	3/2006	Yang et al.	D34/7
D530,475 S *	10/2006	Lin	D34/7
D535,449 S *	1/2007	Chen	D34/7
D535,796 S *	1/2007	Lin	D34/7

FIG. 6 is a top view thereof.

FIG. 7 is a bottom view thereof; and,

FIG. 8 is a top view in an operation mode thereof.

1 Claim, 8 Drawing Sheets






FIG. 1




FIG. 2




FIG. 3




FIG. 4




FIG. 5



FIG. 6

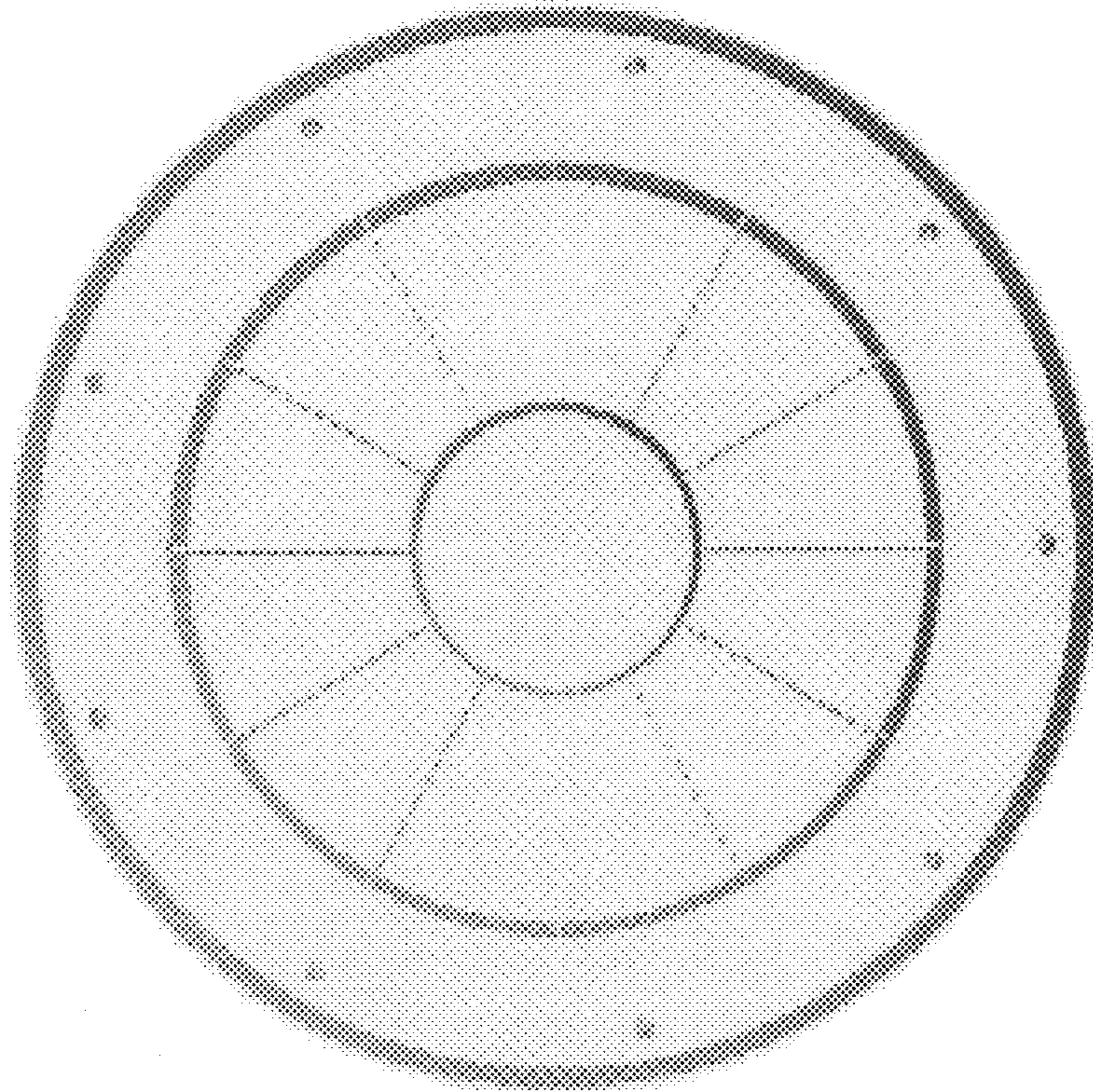


FIG. 7




FIG. 8