



US00D551818S

(12) **United States Design Patent**
Rongotes

(10) **Patent No.:** **US D551,818 S**

(45) **Date of Patent:** **** Sep. 25, 2007**

(54) **LOTTERY TICKET SCRAPER**

D412,230 S * 7/1999 Schmidt D32/46
D456,969 S * 5/2002 Steinmetz et al. D32/46

(76) Inventor: **George Rongotes**, 2417 Jefferson St.,
Wilmington, NC (US) 28401

* cited by examiner

(**) Term: **14 Years**

Primary Examiner—Pamela J. Burgess
(74) *Attorney, Agent, or Firm*—MacCord Mason PLLC

(21) Appl. No.: **29/263,589**

(57) **CLAIM**

(22) Filed: **Jul. 26, 2006**

The ornamental design for a lottery ticket scraper, as shown and described.

(51) **LOC (8) Cl.** **08-05**

(52) **U.S. Cl.** **D32/46**

(58) **Field of Classification Search** D32/40,
D32/46; 30/169; 15/236.01, 236.07; D8/16,
D8/45

DESCRIPTION

See application file for complete search history.


FIG. 1 is a perspective view of a lottery ticket scraper
FIG. 2 is a front view thereof;
FIG. 3 is a back view thereof;
FIG. 4 is a top view thereof;
FIG. 5 is a bottom side view thereof;
FIG. 6 is a left side view thereof; and,
FIG. 7 is a right side view thereof.

(56) **References Cited**

U.S. PATENT DOCUMENTS

D269,944 S * 8/1983 Young D8/349
D302,880 S * 8/1989 Terry D32/46
D349,592 S * 8/1994 Stoll D32/46
D410,309 S * 5/1999 Schmidt D32/46

1 Claim, 1 Drawing Sheet



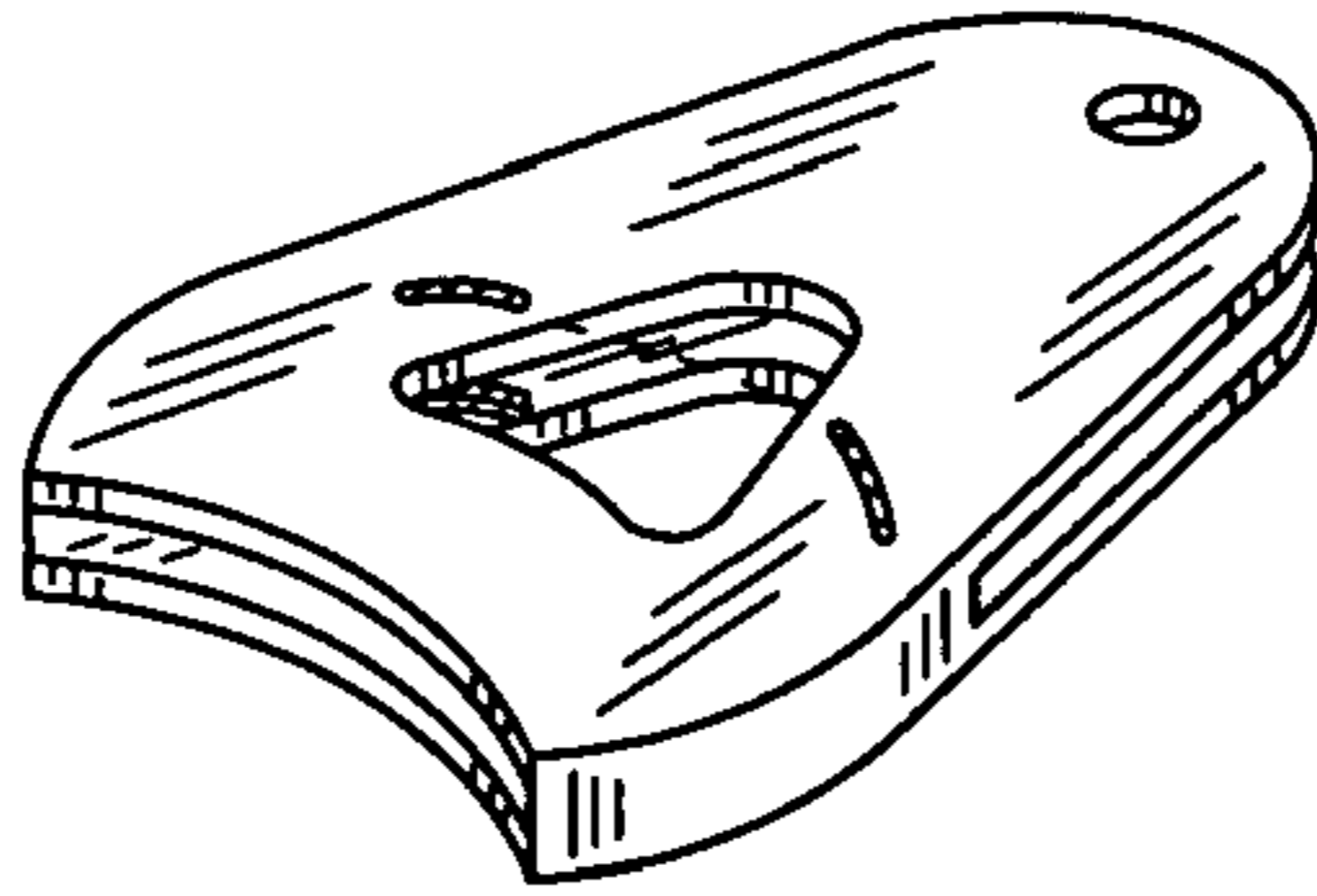


FIG. 1

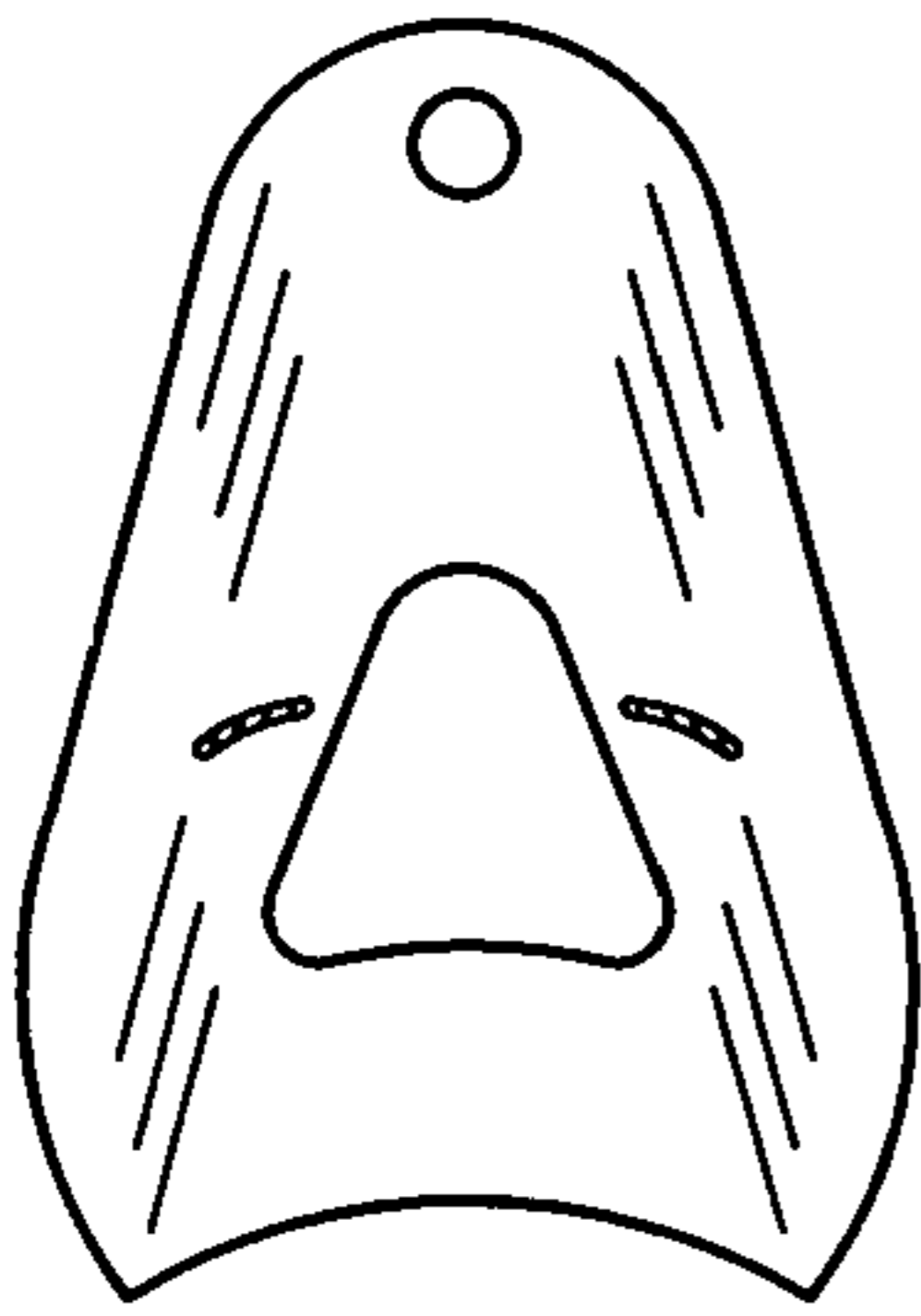


FIG. 2

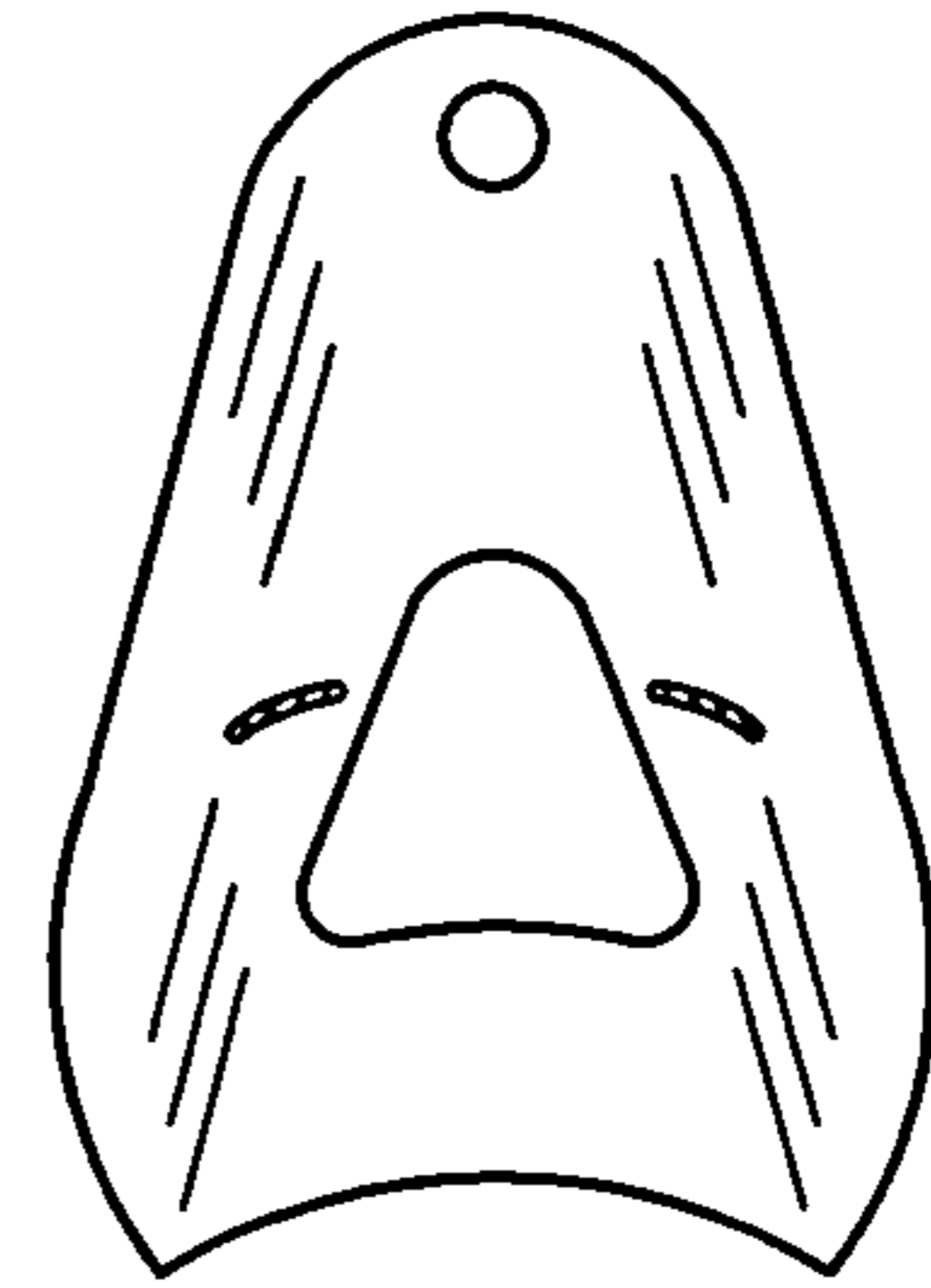


FIG. 3

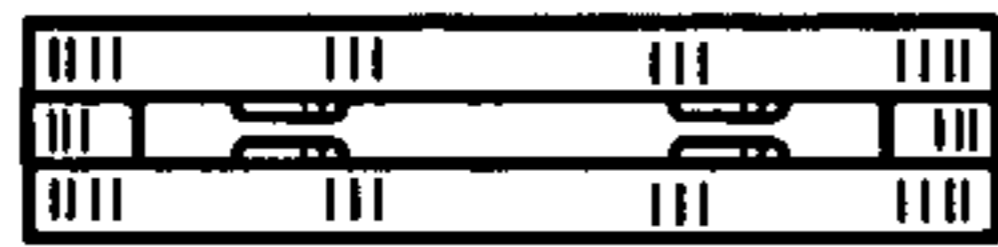


FIG. 4

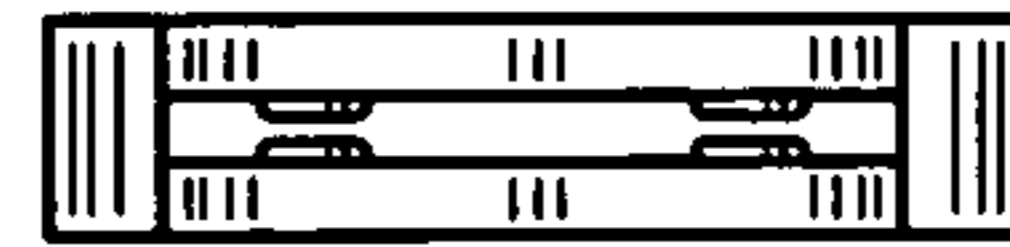


FIG. 5



FIG. 6



FIG. 7