



US00D551817S

(12) **United States Design Patent** (10) **Patent No.:** **US D551,817 S**
Scheifele et al. (45) **Date of Patent:** **** Sep. 25, 2007**

(54) **PORTION OF AN UPPER HOUSING FOR A FLOOR CARE APPLIANCE**

D518,931 S * 4/2006 Parr et al. D32/31

OTHER PUBLICATIONS

(75) Inventors: **Kevin E. Scheifele**, Tallmadge, OH (US); **Andrew C. Budd**, Clinton, OH (US); **Jonathan E. Fawcett**, Tallmadge, OH (US)

Photograph of Hoover Model No. H3060 Bare Floor Cleaner released Dec. 2004.

Photograph of Hoover Model No. H3030 Bare Floor Cleaner released Dec. 2004.

Photograph of Bissell Model No. 37601 Upright Vacuum Cleaner released Dec. 16, 2003.

Photograph of Eureka Model No. 2981 Upright Vacuum Cleaner released May 2004.

Photograph of Hoover Model No. U5720-900 Upright Vacuum Cleaner released Mar. 2000.

Photograph of Hoover Model No. U8120-900 Upright Vacuum Cleaner released Aug. 15, 2002.

Photograph of Hoover Model No. U5260-900 Upright Vacuum Cleaner released Feb. 11, 2004.

Photograph of Hoover Model No. U6630-900 Upright Vacuum Cleaner released Apr. 18, 2001.

(73) Assignee: **The Hoover Company**, North Canton, OH (US)

(**) Term: **14 Years**

(21) Appl. No.: **29/256,278**

(22) Filed: **Mar. 17, 2006**

(51) **LOC (8) Cl.** **15-05**

(52) **U.S. Cl.** **D32/31**

(58) **Field of Classification Search** D32/22, D32/31-34, 38-39; 15/41.1, 320-322, 324-325, 15/327.1, 329, 339, 344, 350-353, 361-362, 15/403, 410-412, 414, 415.1, 416-422, 422.1

See application file for complete search history.

* cited by examiner

Primary Examiner—Ruth McInroy

(74) *Attorney, Agent, or Firm*—A. Burgess Lowe, Esq.; Michael J. Corrigan, Esq.

(56) **References Cited**

U.S. PATENT DOCUMENTS

- D358,241 S * 5/1995 Bradd D32/22
- D365,179 S * 12/1995 Bradd D32/31
- D403,482 S * 12/1998 Essex et al. D32/31
- D415,596 S * 10/1999 Essex et al. D32/31
- D442,344 S * 5/2001 Alford et al. D32/31
- D455,530 S * 4/2002 Fujii D32/22
- D460,229 S * 7/2002 Zahuranec et al. D32/31
- D462,489 S 9/2002 Roberts et al.
- D463,078 S * 9/2002 Harada D32/22
- D469,226 S 1/2003 Stephens
- D469,227 S * 1/2003 Alford et al. D32/31
- D473,981 S * 4/2003 Wareham D32/22
- D488,893 S 4/2004 Moine et al.
- D493,587 S 7/2004 Downey et al.
- D514,759 S * 2/2006 Archer D32/31

(57) **CLAIM**

We claim the ornamental design for a portion of an upper housing for a floor care appliance, as shown and described.

DESCRIPTION

FIG. 1 is a front perspective view of a portion of an upper housing for a floor care appliance showing our new design;

FIG. 2 is a front view thereof;

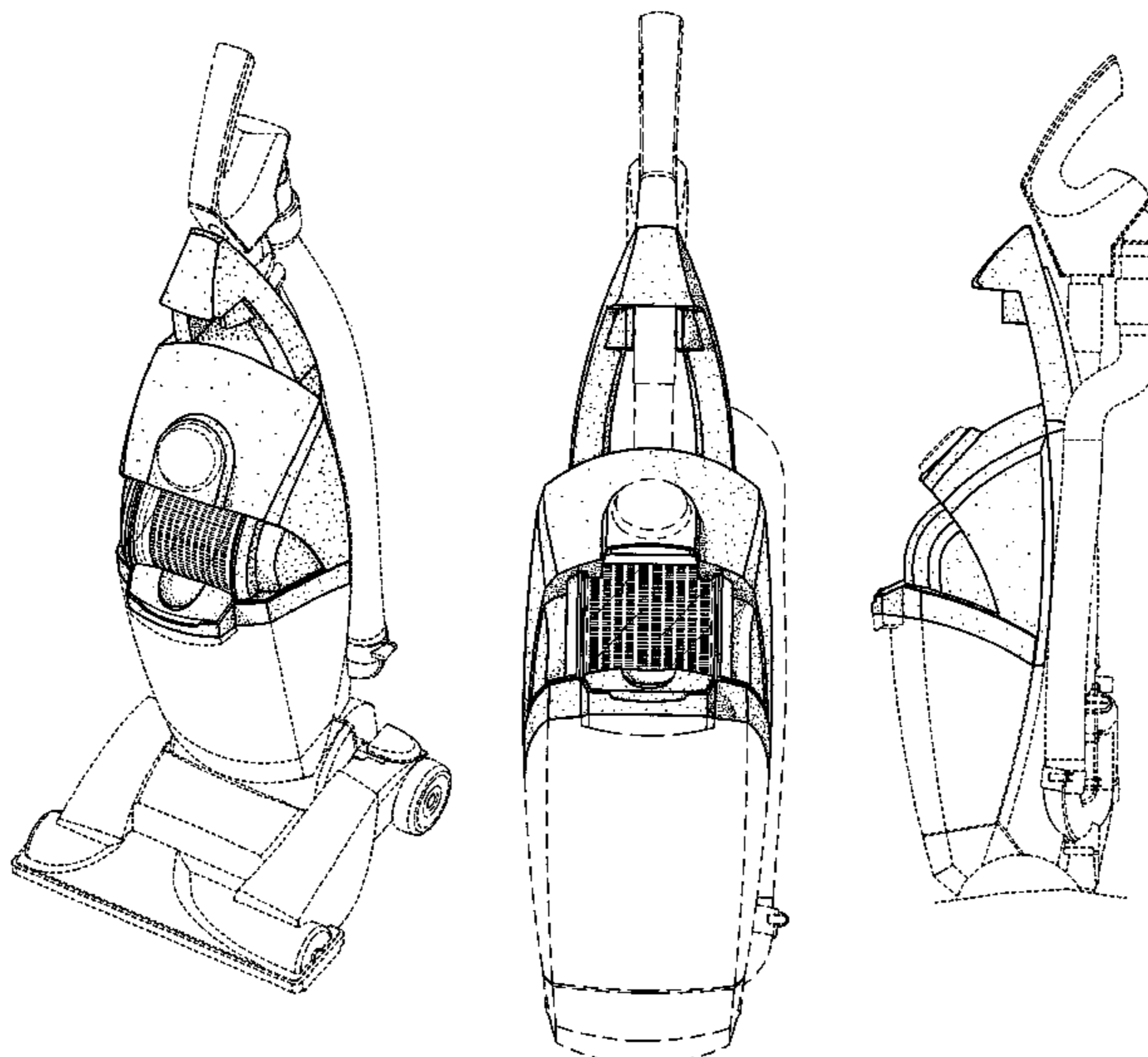
FIG. 3 is a right side view thereof;

FIG. 4 is a left side view thereof; and,

FIG. 5 is a top view thereof.

The portion shown in dashed lines is shown for illustrative purposes only and forms no part of the claimed design.

1 Claim, 4 Drawing Sheets



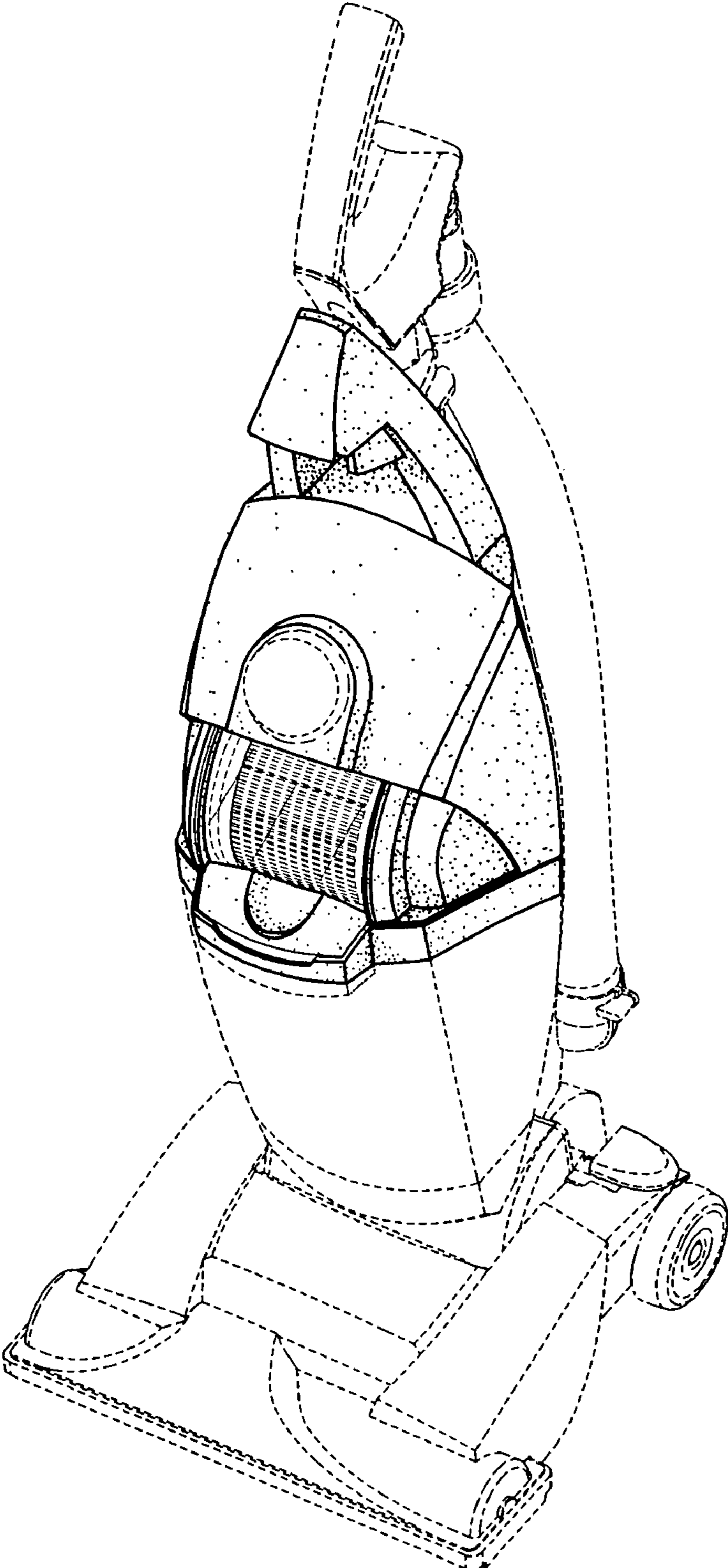


FIG-1

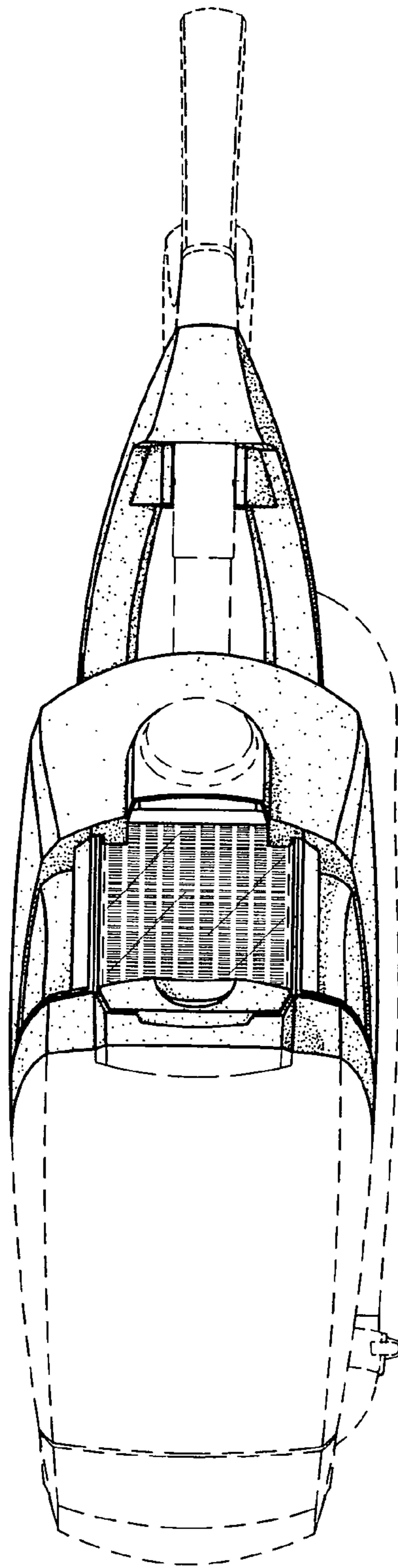


FIG-2

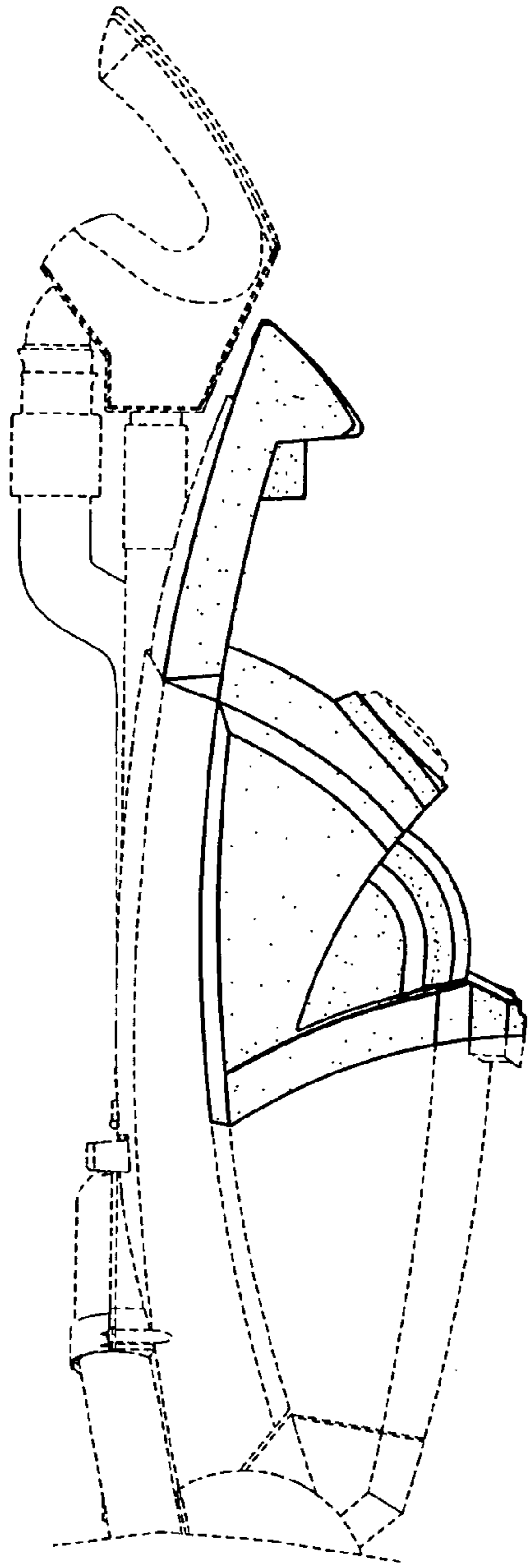


FIG-4

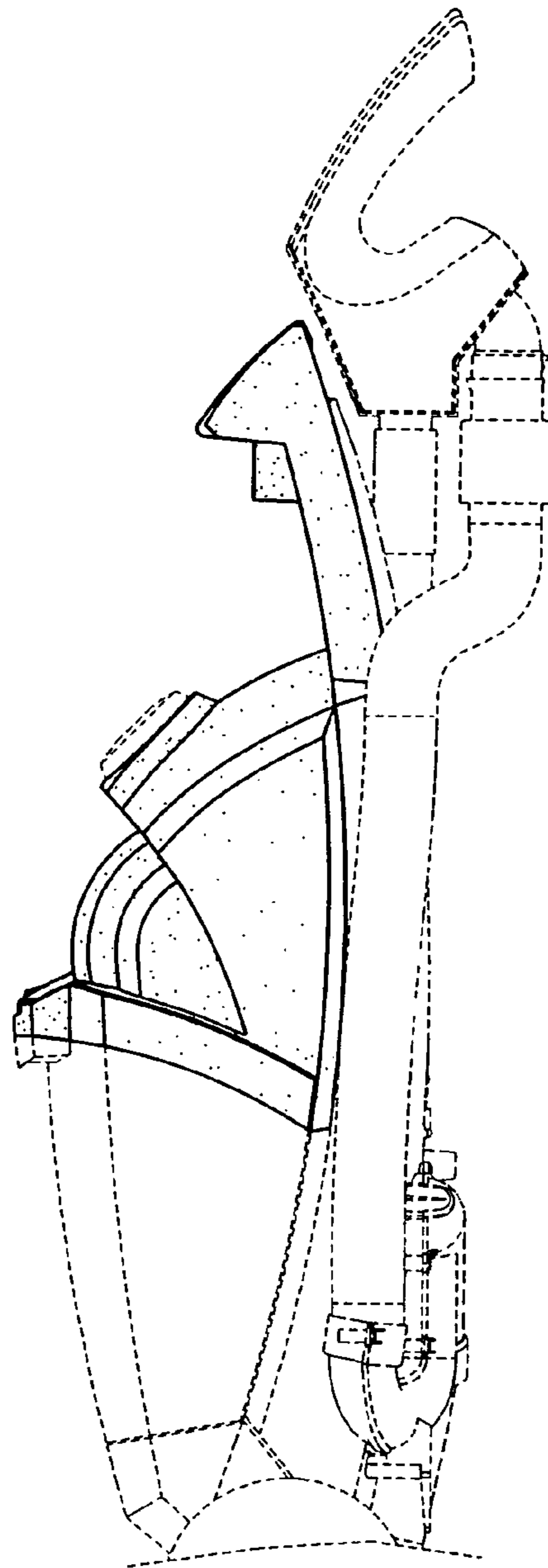


FIG-3

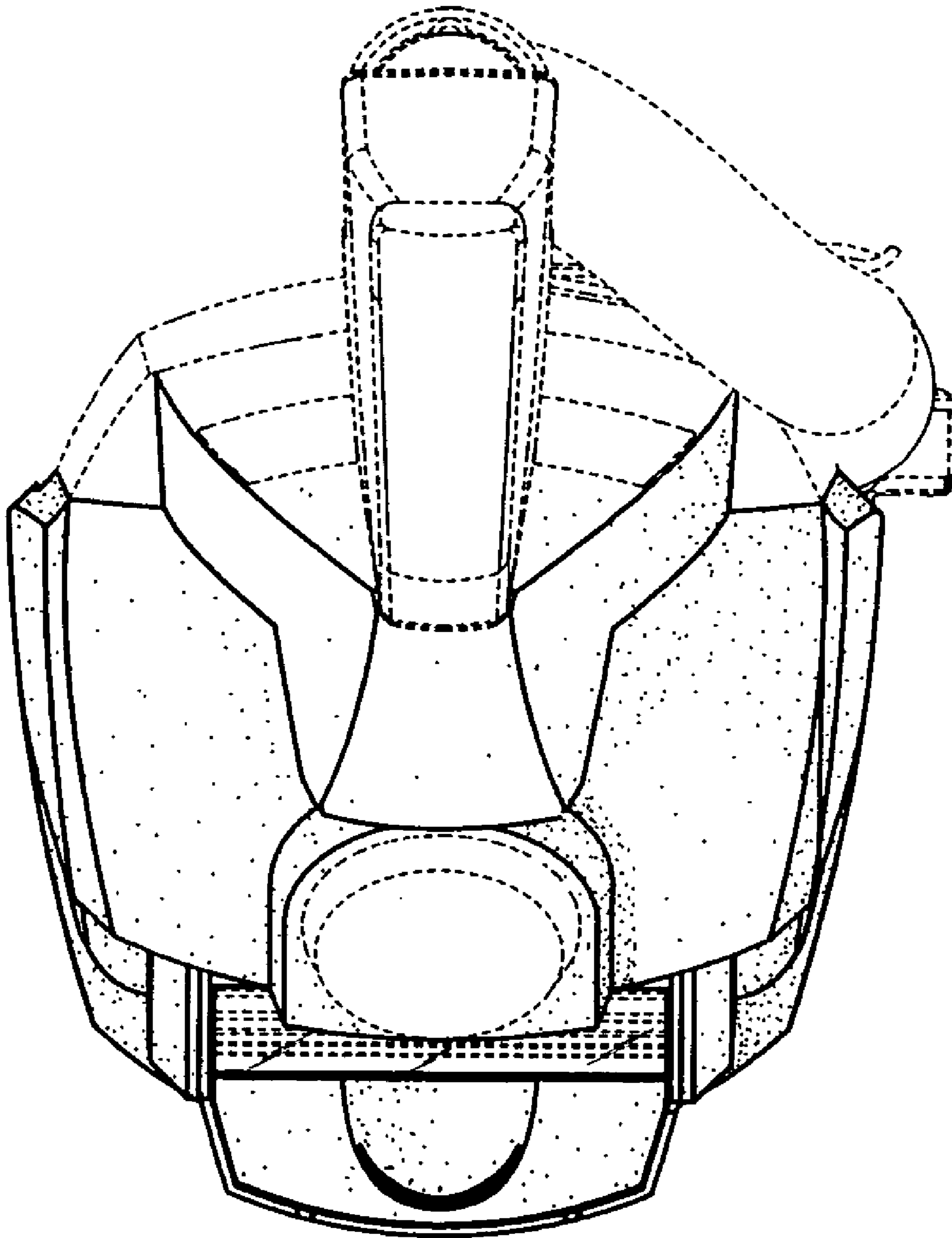


FIG-5