



US00D551811S

(12) **United States Design Patent**
Bohnen et al.

(10) **Patent No.:** **US D551,811 S**

(45) **Date of Patent:** **** Sep. 25, 2007**

(54) **SIMPLE SOLE WASHING DEVICE**

(75) Inventors: **David Joseph Bohnen**, 19919 Villa Dr., Sonora, CA (US) 95370; **Linda Anne Bohnen**, 19919 Villa Dr., Sonora, CA (US) 95370

(73) Assignees: **David Joseph Bohnen**, Sonora, CA (US), Trustees of the David and Linda Bohnen 2004 Family Trust created in accordance with all applicable laws of the State of California; **Linda Anne Bohnen**, Sonora, CA (US), Trustees of the David and Linda Bohnen 2004 Family Trust created in accordance with all applicable laws of the State of California

(**) Term: **14 Years**

(21) Appl. No.: **29/253,293**

(22) Filed: **Feb. 2, 2006**

(51) **LOC (8) Cl.** **15-05**

(52) **U.S. Cl.** **D32/14.1; D32/47**

(58) **Field of Classification Search** D32/1, D32/14.1, 47; 601/134-136, 28, 138; 15/104.92, 15/36, 215-217, 160-161, 112-114, 30, 34, 15/29

See application file for complete search history.

(56) **References Cited**

U.S. PATENT DOCUMENTS

- 3,387,311 A * 6/1968 Blanc et al. 15/36
- 4,014,060 A * 3/1977 Taylor 15/36
- 4,425,677 A * 1/1984 Cox 15/104.92
- D370,318 S * 5/1996 Molina D32/14.1

- 6,105,201 A * 8/2000 Min 15/302
- 6,301,739 B1 * 10/2001 Cazaux 15/161
- D464,776 S * 10/2002 Meshbeshher D32/47
- 6,557,203 B2 * 5/2003 Meshbeshher 15/104.92
- 6,651,288 B1 * 11/2003 Hackett 15/104.92
- 6,931,675 B1 * 8/2005 Hager 4/622

* cited by examiner

Primary Examiner—Pamela J. Burgess

(74) *Attorney, Agent, or Firm*—Martin E. Hsia

(57) **CLAIM**

The ornamental design for a simple sole washing device, as shown and described.

DESCRIPTION

FIG. 1 is a perspective view of a simple sole washing device showing our new design;

FIG. 2 is a perspective view of a second embodiment of a simple sole washing device showing our new design;

FIG. 3 is a top plan view of FIG. 1;

FIG. 4 is a top plan view of FIG. 2;

FIG. 5 is a bottom plan view of the simple sole washing device shown in FIGS. 1 and 2, with the cover being shown open 90 degrees in relation to the washing compartment;

FIG. 6 is a front elevational view of FIGS. 1 and 2 with the cover in an opened position;

FIG. 7 is a side elevational view thereof, the opposite side being the same; and,

FIG. 8 is a perspective view of FIGS. 1 and 2, with the cover shown in a closed position.

The broken lines shown in the drawings are for illustrative purposes only and form no part of the claimed design.

1 Claim, 6 Drawing Sheets

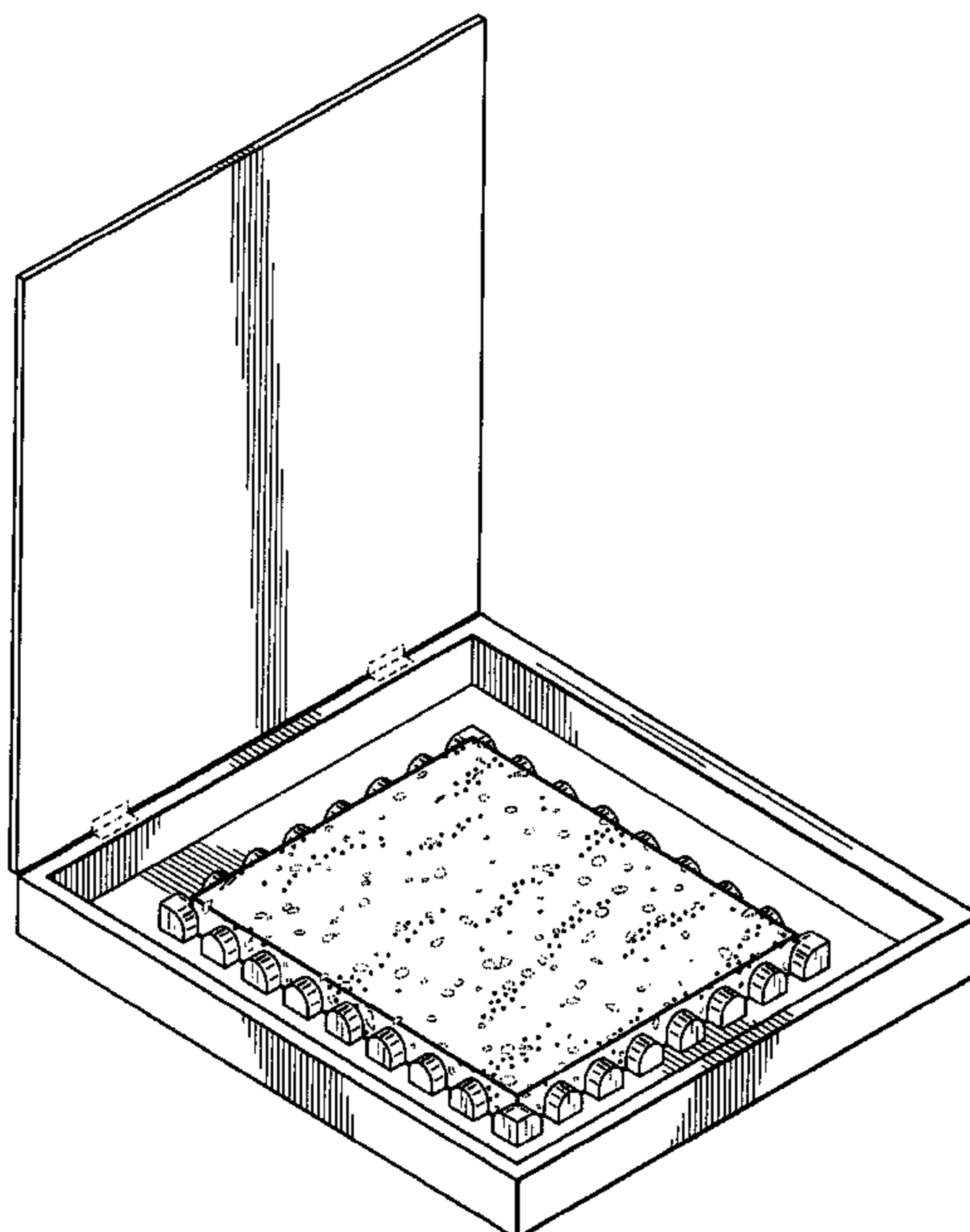
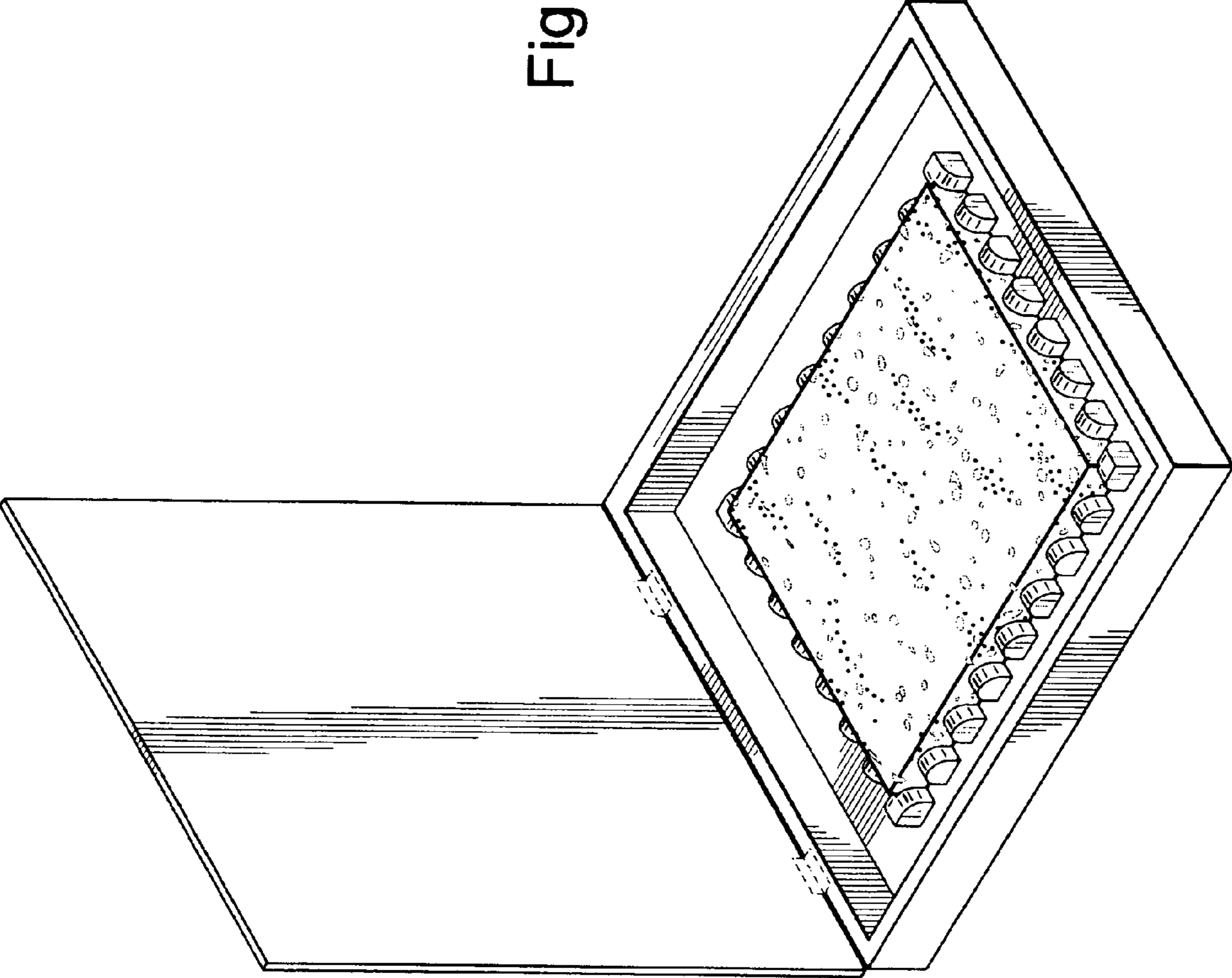


Fig. 1



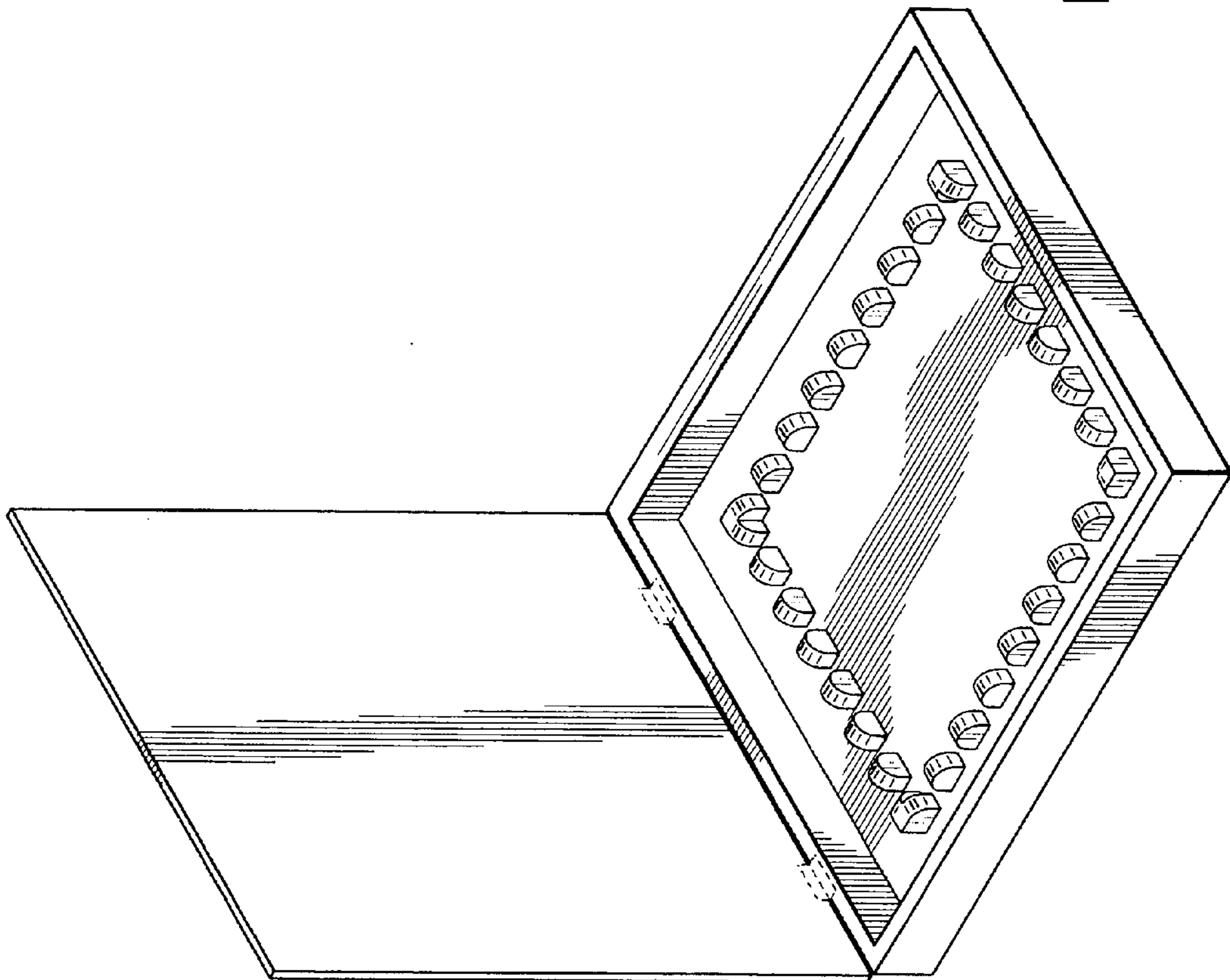


Fig. 2

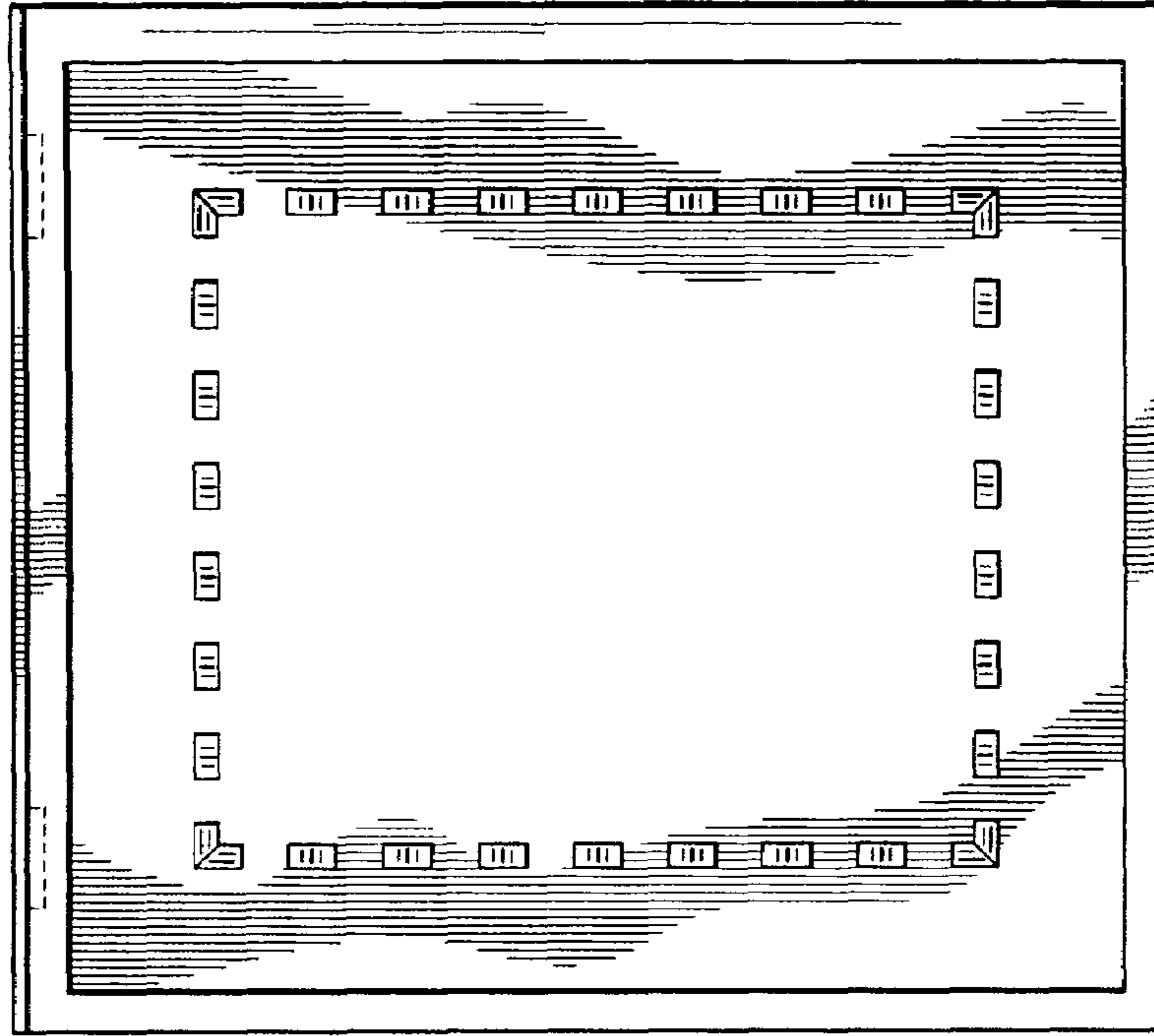


Fig. 4

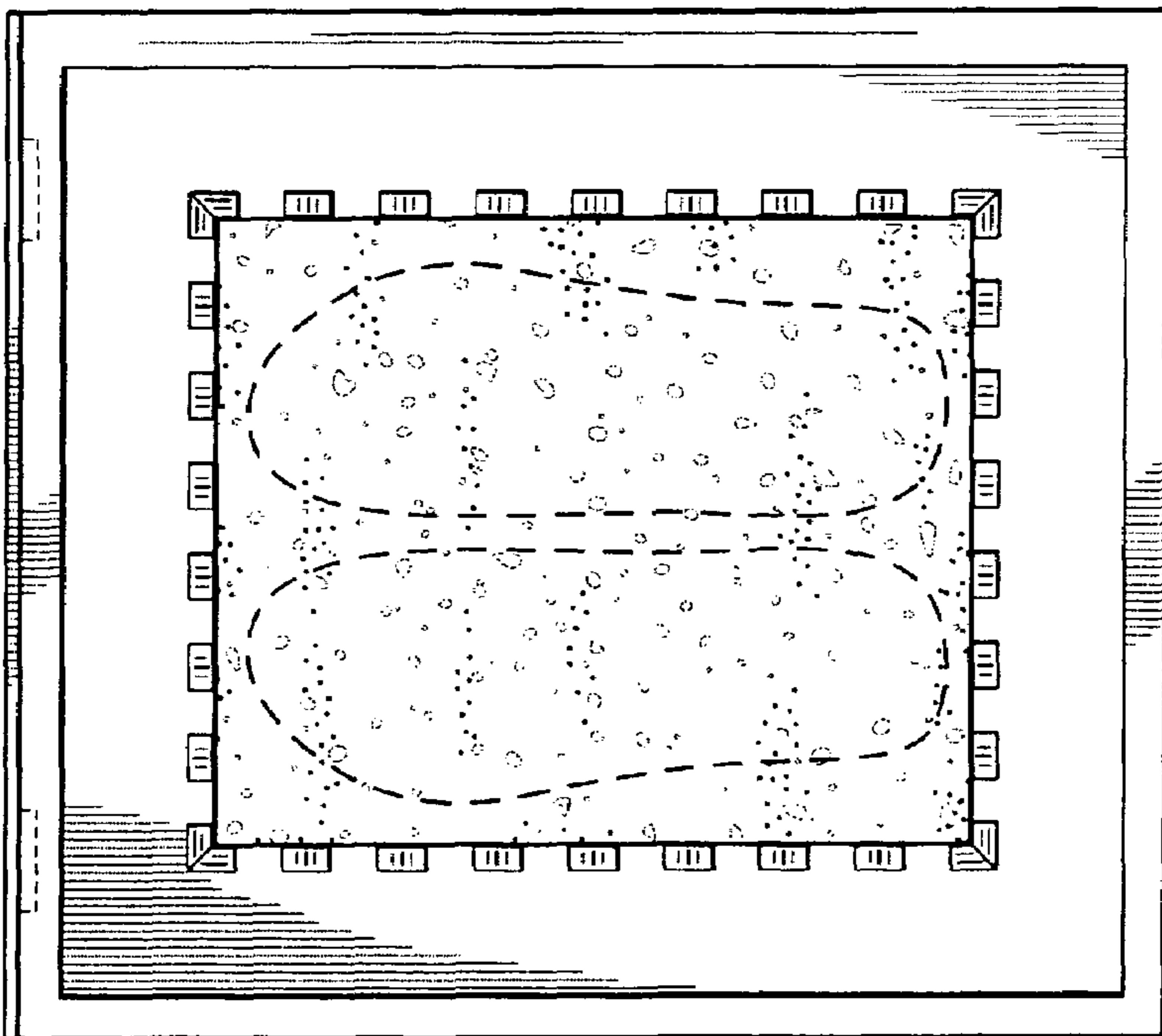


Fig. 3




Fig. 5




Fig. 7




Fig. 6

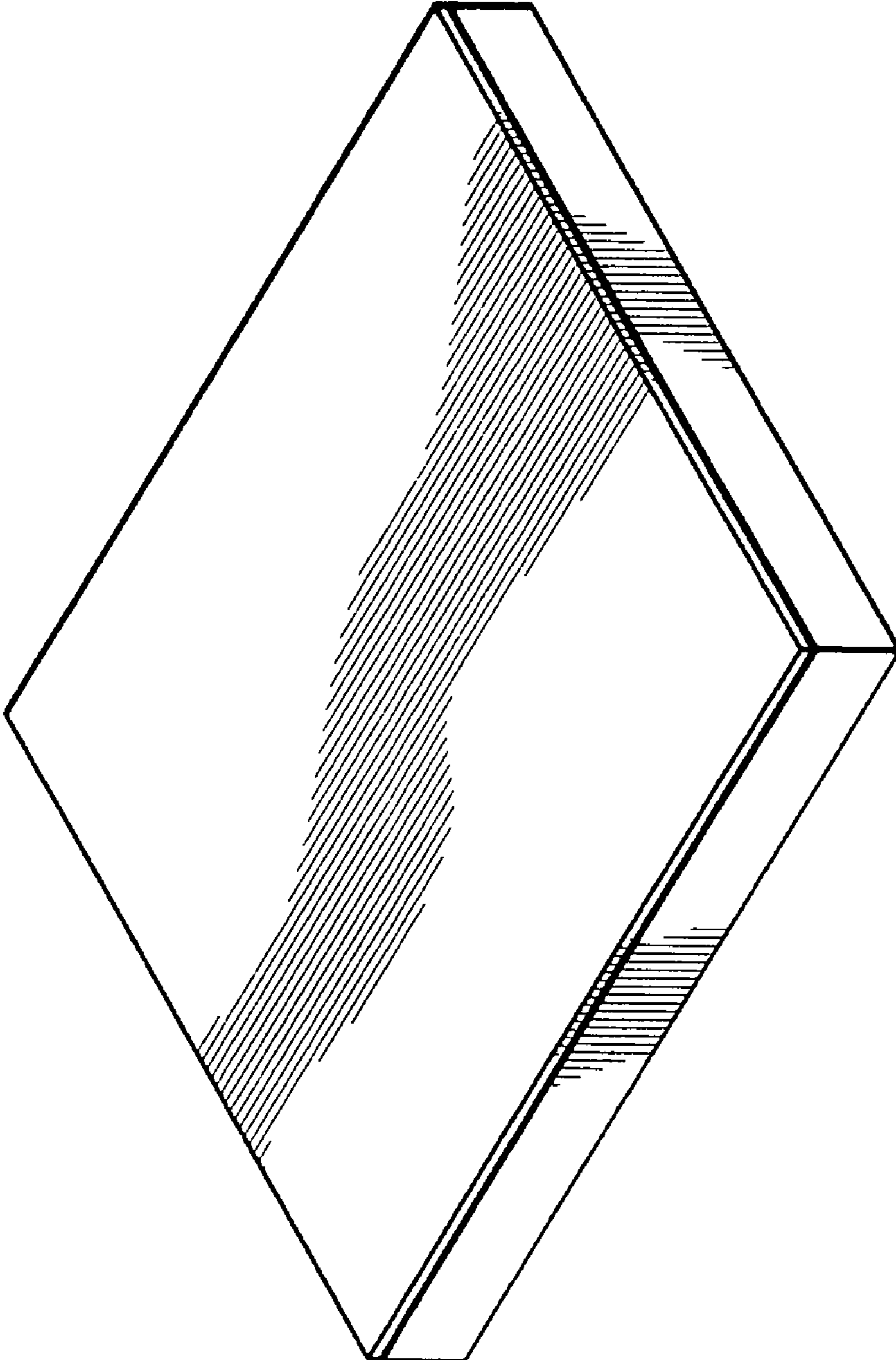


Fig. 8