



US00D551810S

(12) **United States Design Patent**
Yeung

(10) **Patent No.:** **US D551,810 S**

(45) **Date of Patent:** **** Sep. 25, 2007**

(54) **BIRD CARRIER**

(76) Inventor: **Angie Yeung**, 92-22 51st Ave.,
Elmhurst, NY (US) 11373

(**) Term: **14 Years**

(21) Appl. No.: **29/237,486**

(22) Filed: **Sep. 1, 2005**

(51) **LOC (8) Cl.** **30-02**

(52) **U.S. Cl.** **D30/108**

(58) **Field of Classification Search** D30/108-112,
D30/114-118, 161; D3/314; 119/161, 163-170,
119/416-420, 428-430, 433, 435, 452-453,
119/459-460, 462-464, 467, 475, 482, 496-497,
119/311, 329, 28.5, 456, 493, 708, 840
See application file for complete search history.

(56) **References Cited**

U.S. PATENT DOCUMENTS

2,538,778	A *	1/1951	Halpin	119/497
D251,873	S *	5/1979	Pretzinger	D3/268
4,977,857	A *	12/1990	Slawinski	119/497
5,170,745	A *	12/1992	Burdette, Jr.	119/497
5,277,148	A *	1/1994	Rossignol et al.	119/453
5,445,302	A *	8/1995	Holtorf	119/497
5,524,573	A *	6/1996	Hart	D30/108
5,555,846	A *	9/1996	Van De Bogart	119/708
5,671,698	A *	9/1997	Farrugia	119/497
D398,083	S *	9/1998	Martz	D30/109
5,927,581	A *	7/1999	Reddy et al.	224/578
D423,147	S *	4/2000	Farrugia	D30/109
D424,248	S *	5/2000	Sommers	D30/109
6,076,485	A *	6/2000	Peeples et al.	119/497

D444,271	S *	6/2001	Farrugia	D30/109
D444,921	S *	7/2001	Plante	D30/108
6,286,461	B1 *	9/2001	Martz	119/497
6,701,871	B1 *	3/2004	Johnson	119/497
6,715,446	B2 *	4/2004	Chou	119/497
D499,514	S *	12/2004	Doan	D30/108
D501,063	S *	1/2005	Bertoli et al.	D30/108
6,866,009	B2 *	3/2005	Smith et al.	119/840

* cited by examiner

Primary Examiner—Cathy Anne MacCormac

(74) *Attorney, Agent, or Firm*—Greer, Burns & Crain, Ltd

(57) **CLAIM**

The ornamental design for bird carrier, as shown and described.

DESCRIPTION

FIG. 1 is a front perspective view of my design for a bird carrier;

FIG. 2 is a front view of the bird carrier of FIG. 1;

FIG. 3 is a right side view of the bird carrier of FIG. 1, where the left side is a mirror image of the right;

FIG. 4 is a back view of the bird carrier of FIG. 1;

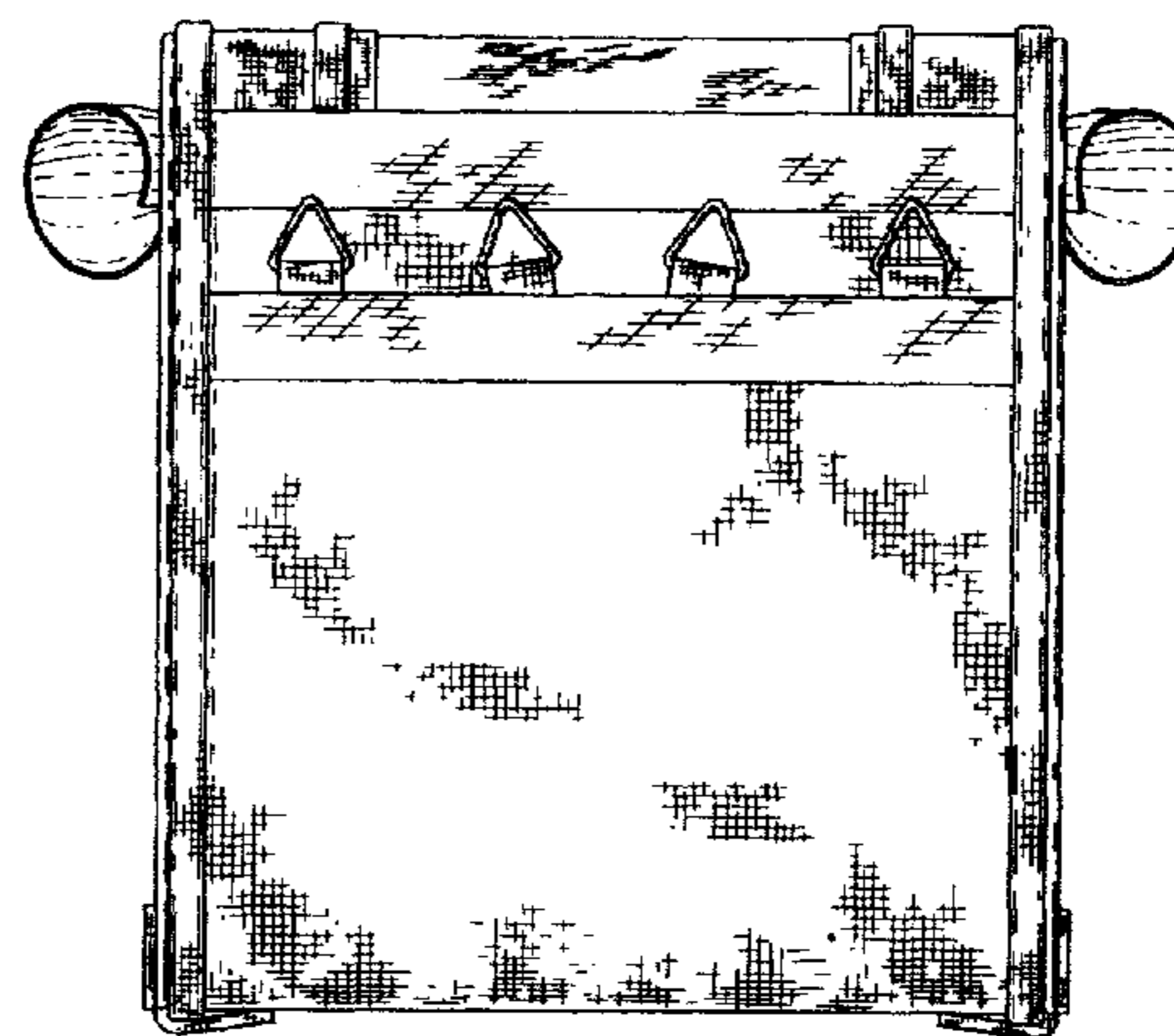
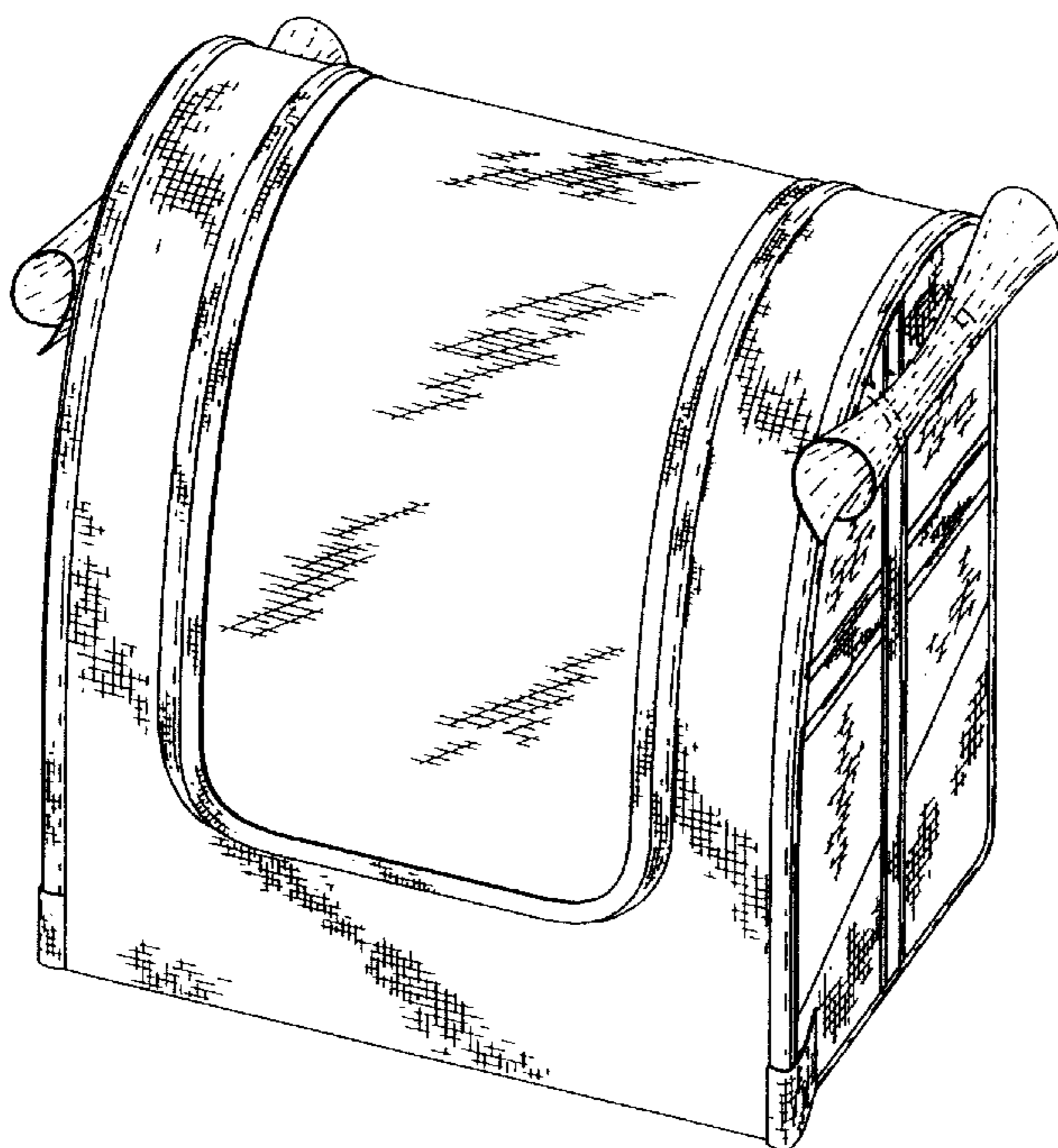
FIG. 5 is a top view of the bird carrier of FIG. 1;

FIG. 6 is a bottom view of the bird carrier of FIG. 1; and,

FIG. 7 is a view of the interior of the bird carrier of FIG. 1 in its collapsible form.

The broken lines are for illustrative purposes only and form no part of the claimed design.

1 Claim, 5 Drawing Sheets






Fig. 1

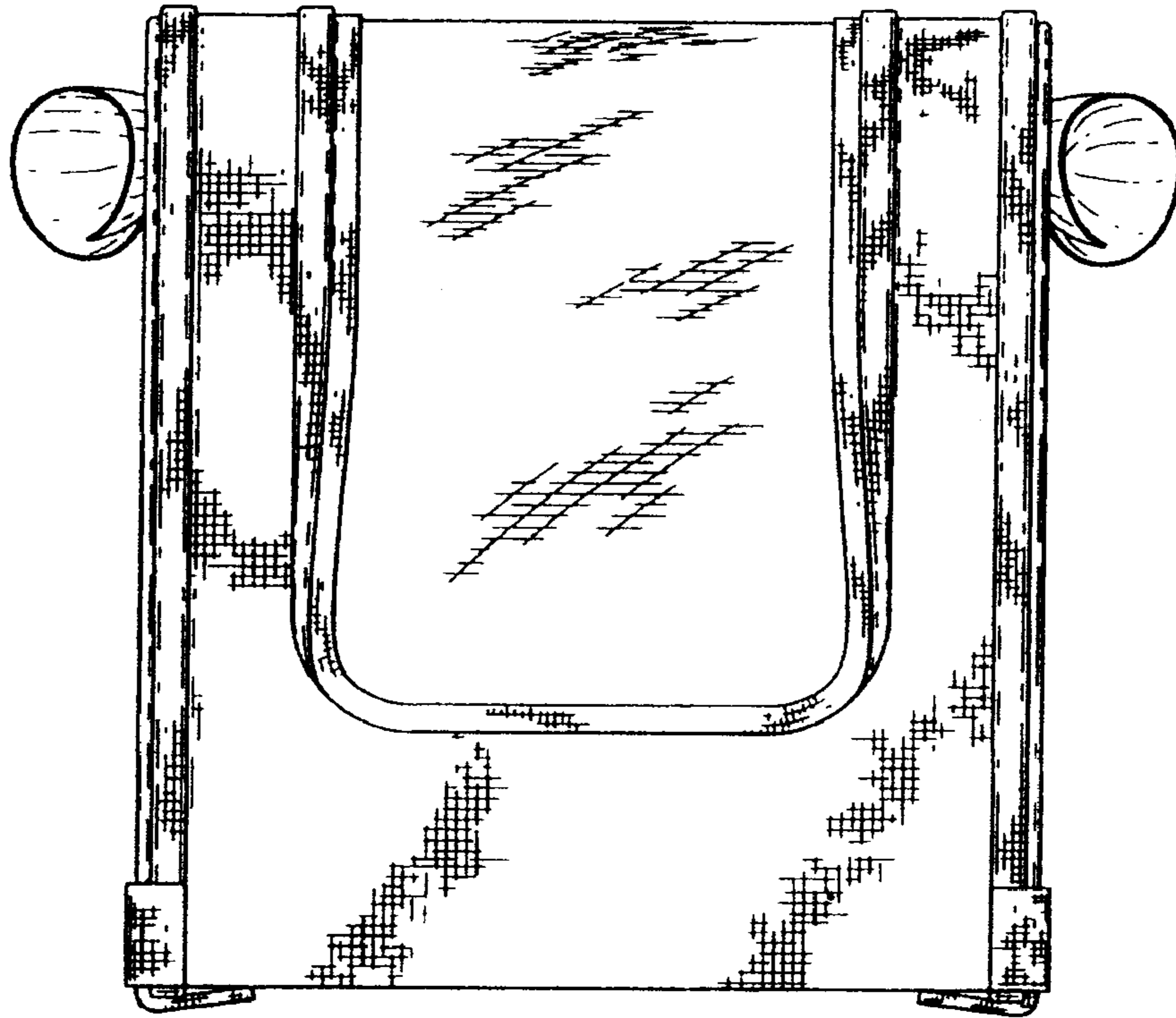


Fig.2

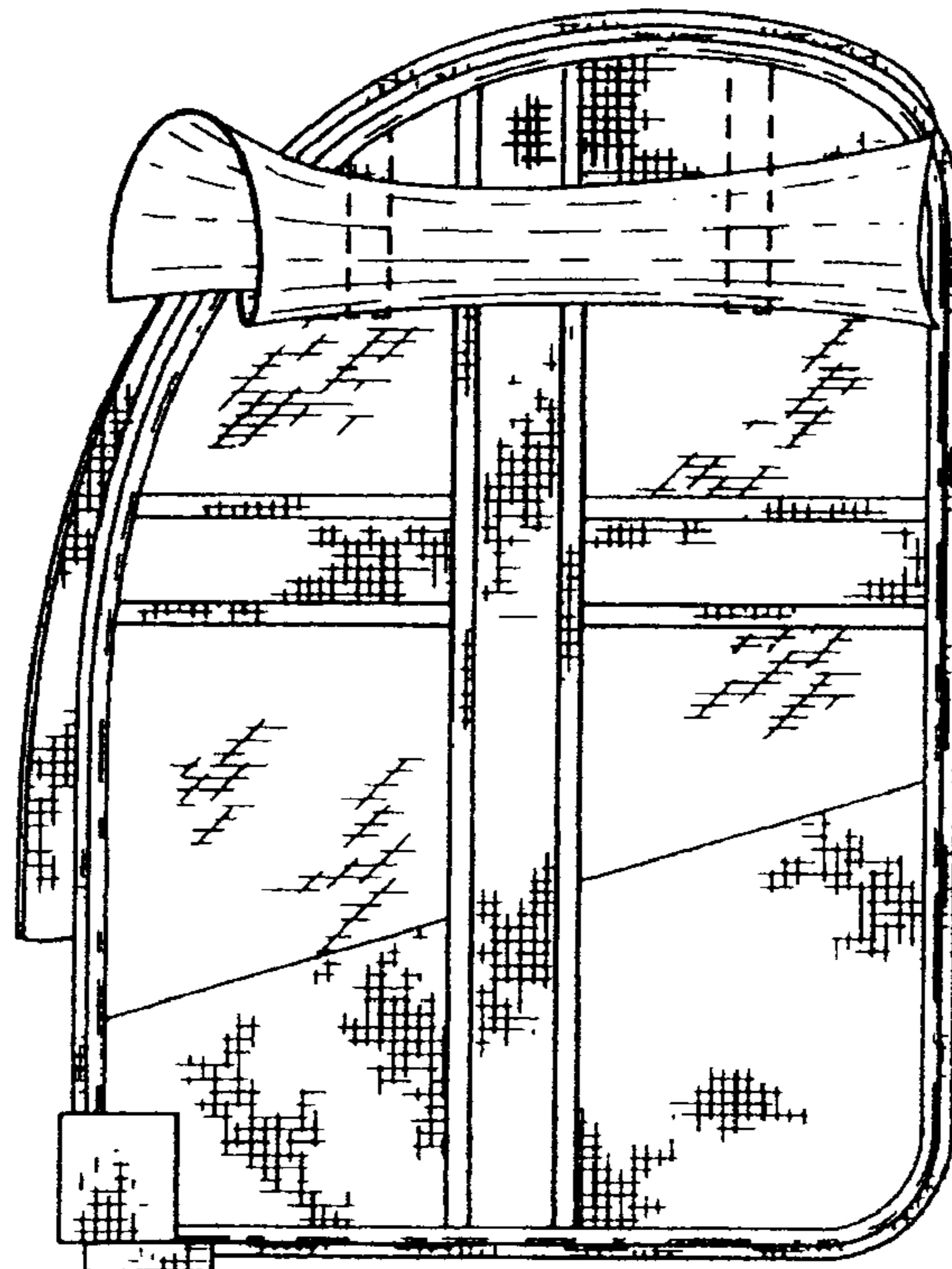


Fig.3

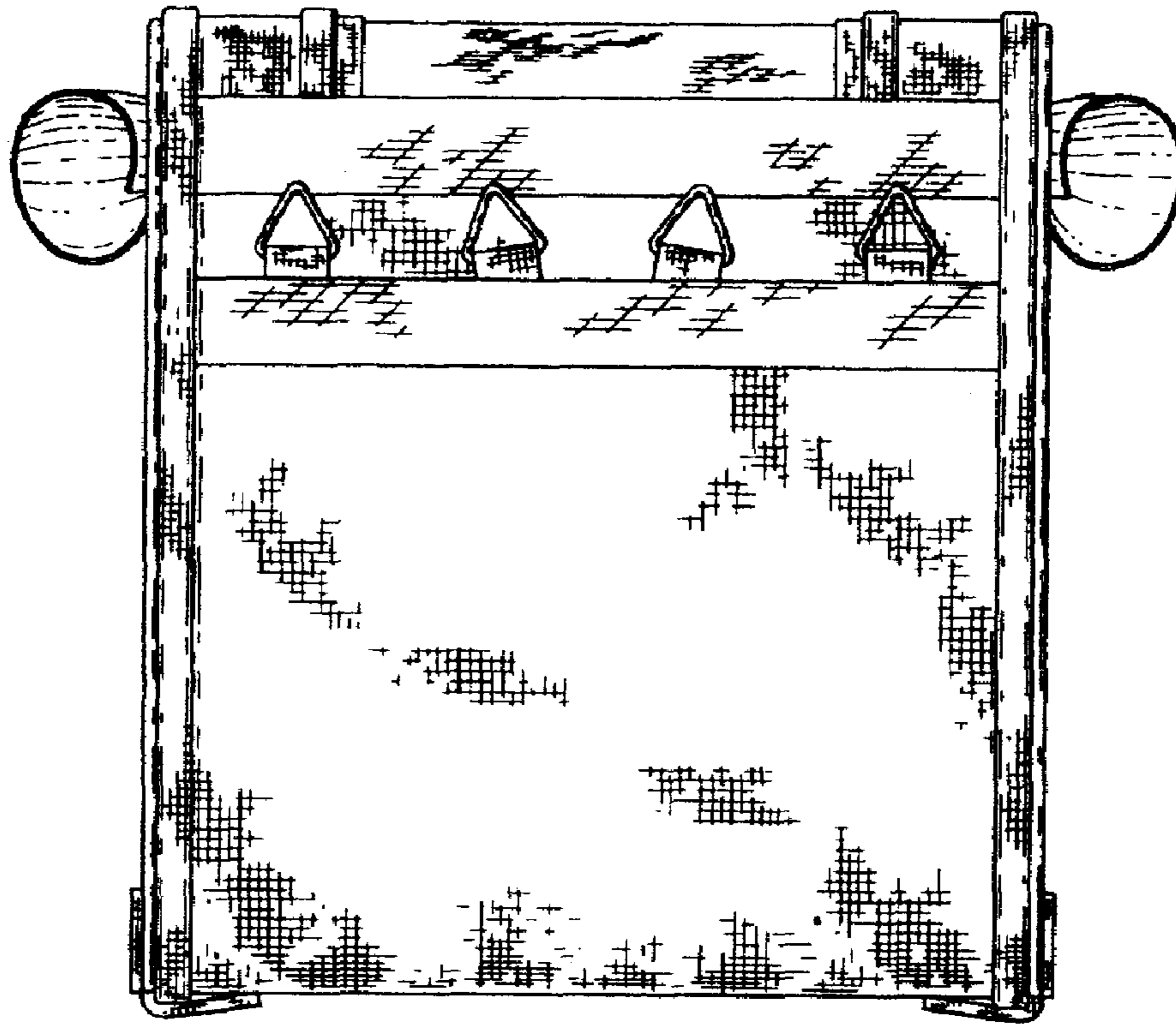


Fig. 4




Fig. 5

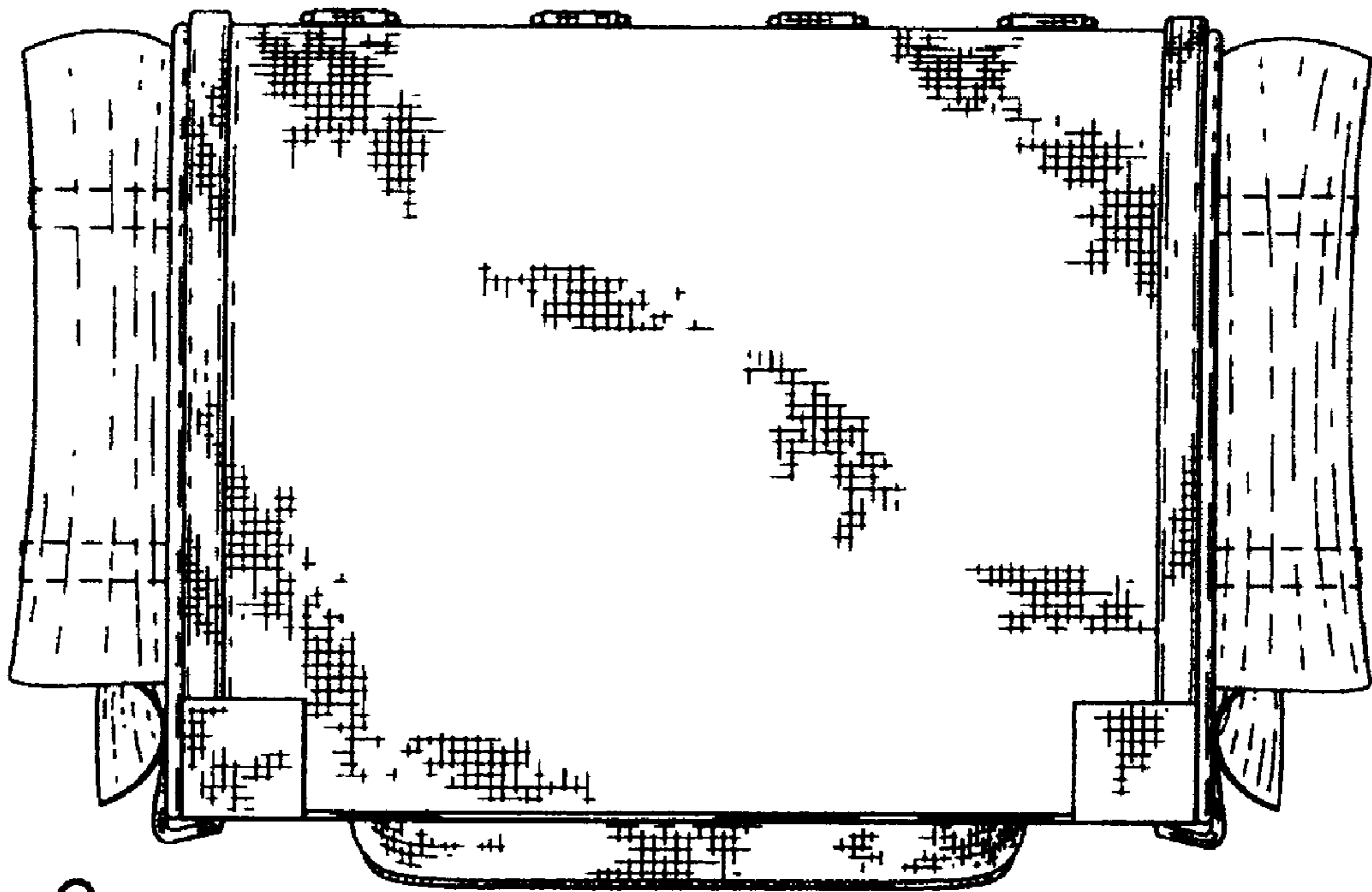


Fig.6

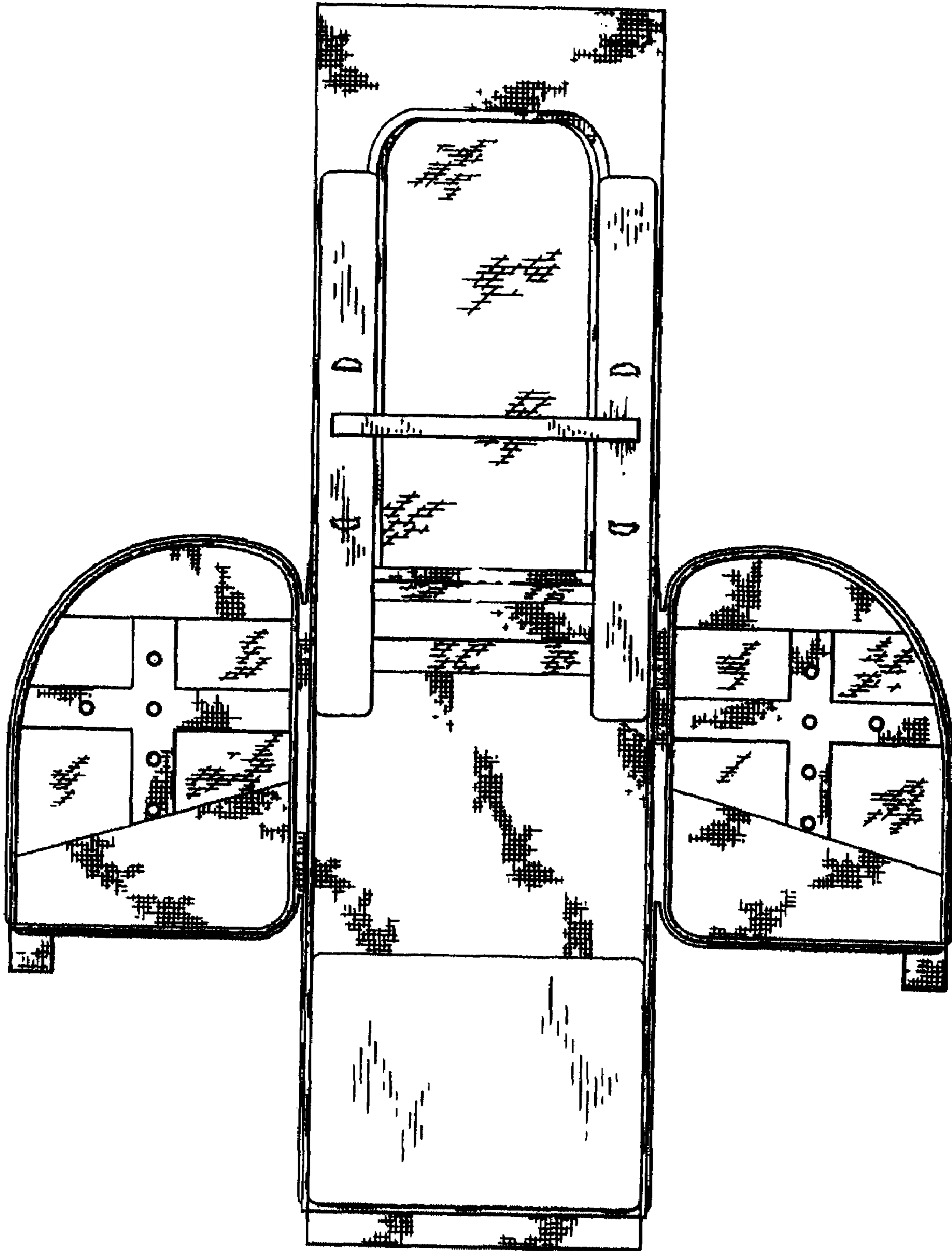


Fig. 7