



US00D551809S

(12) **United States Design Patent**
Purnell

(10) **Patent No.:** **US D551,809 S**

(45) **Date of Patent:** **** Sep. 25, 2007**

(54) **WRESTLER HEADGEAR PAD**

(76) Inventor: **John Purnell**, 2908 Chiselford Dr.,
Sinking Spring, PA (US) 19608

(**) Term: **14 Years**

(21) Appl. No.: **29/254,794**

(22) Filed: **Mar. 1, 2006**

(51) **LOC (8) Cl.** **29-02**

(52) **U.S. Cl.** **D29/122**

(58) **Field of Classification Search** D29/102-108,
D29/112, 122; D24/189, 191; 2/455, 410-411,
2/414, 421, 423-425, 9, 206, 209, 909; 128/889,
128/857, 864, 866-867

See application file for complete search history.

(56) **References Cited**

U.S. PATENT DOCUMENTS

D400,311 S *	10/1998	Chartrand	D29/122
D469,928 S *	2/2003	Keen et al.	D29/112
D476,450 S *	6/2003	Keen et al.	D29/122

6,782,558 B1 *	8/2004	Keen et al.	2/425
2006/0143806 A1 *	7/2006	Purnell	2/425

* cited by examiner

Primary Examiner—Ruth McInroy

(74) *Attorney, Agent, or Firm*—Sherman & Associates

(57) **CLAIM**

I claim the ornamental design for a wrestler headgear pad,
as shown and described.

DESCRIPTION

FIG. 1 is an outside view of the wrestler headgear pad
showing my new design.

FIG. 2 is an inside view.

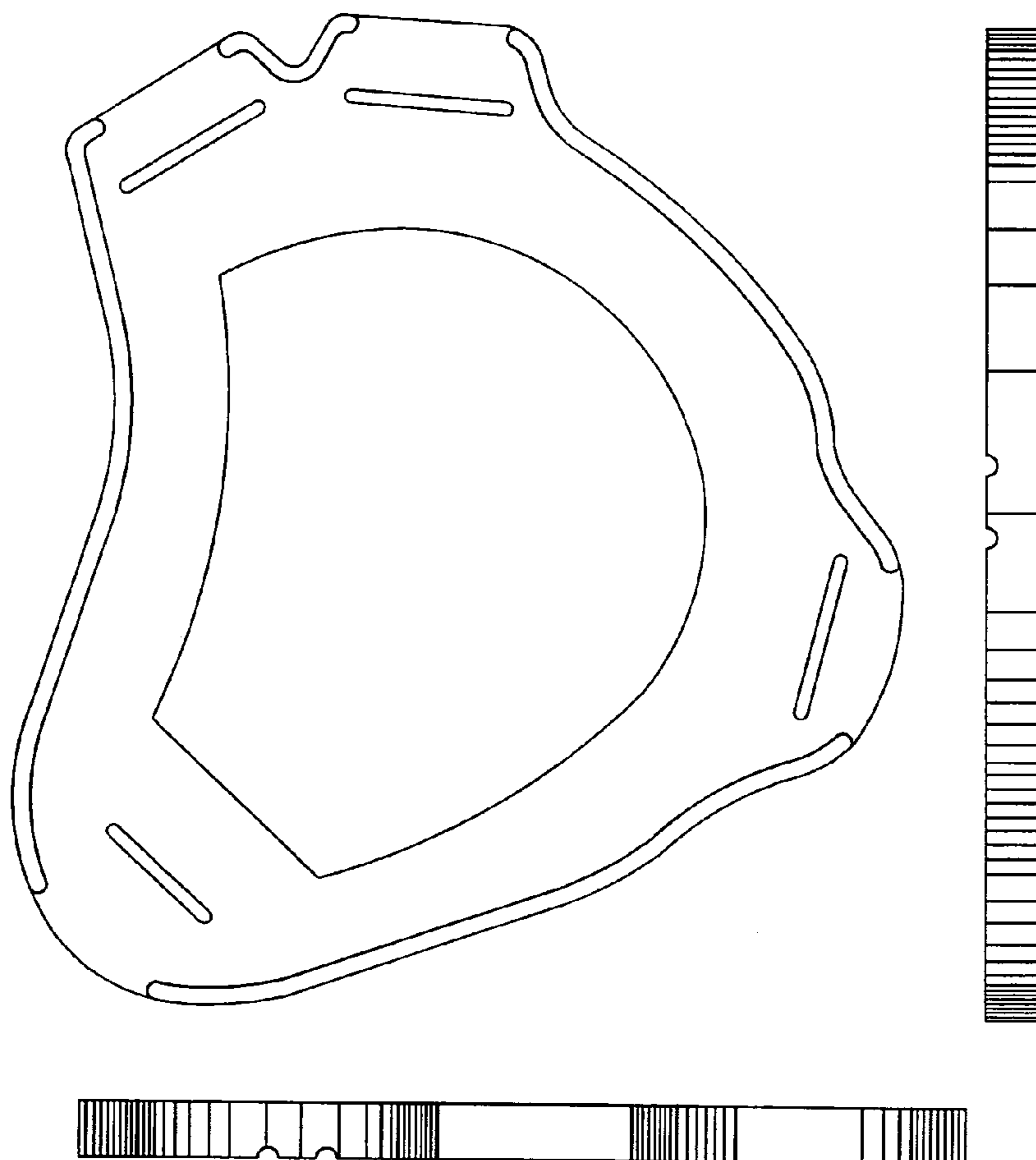
FIG. 3 is a front elevational view.

FIG. 4 is a rear elevational view.

FIG. 5 is a top plan view; and,

FIG. 6 is a bottom plan view.

1 Claim, 4 Drawing Sheets



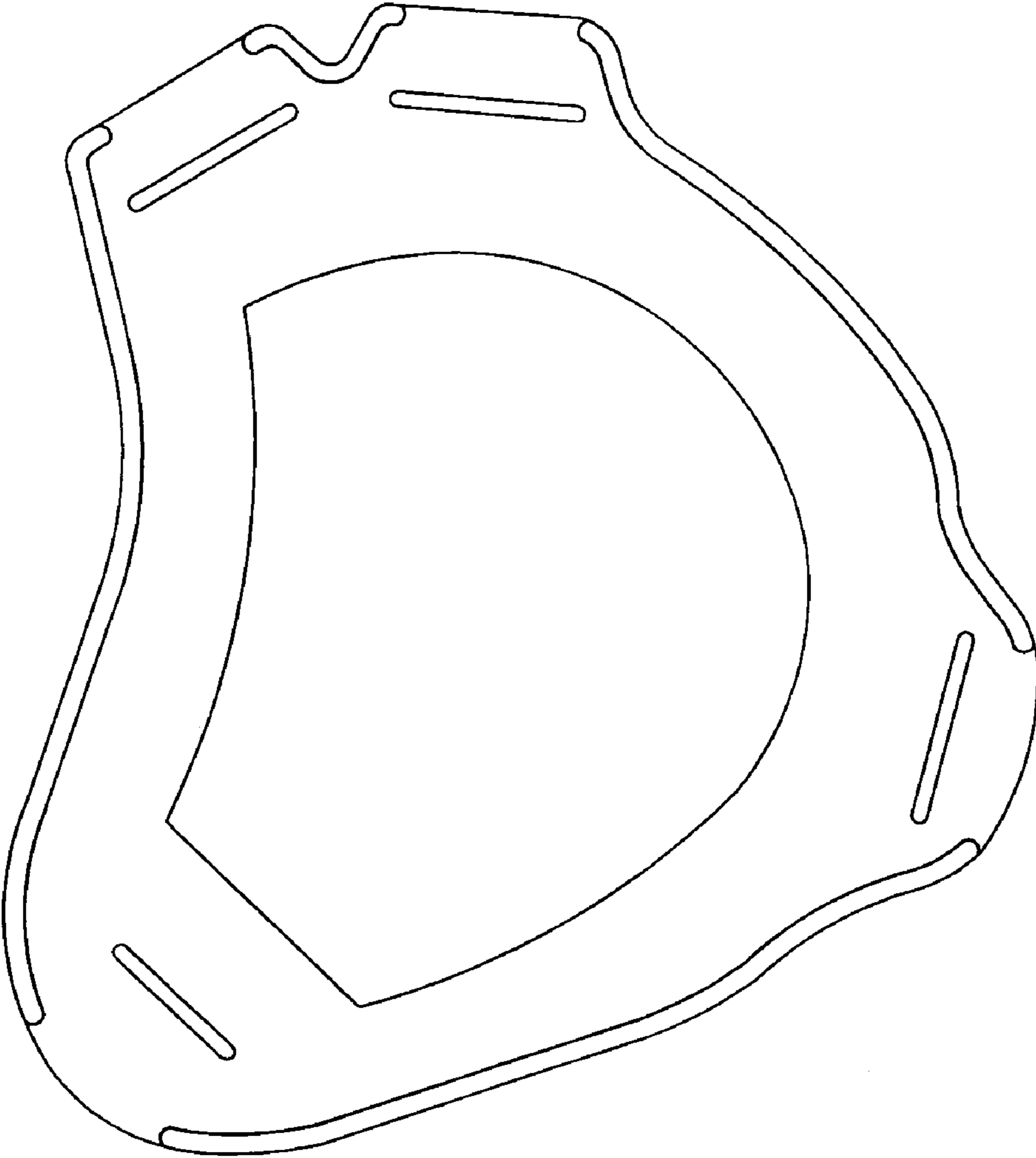


FIG. 1

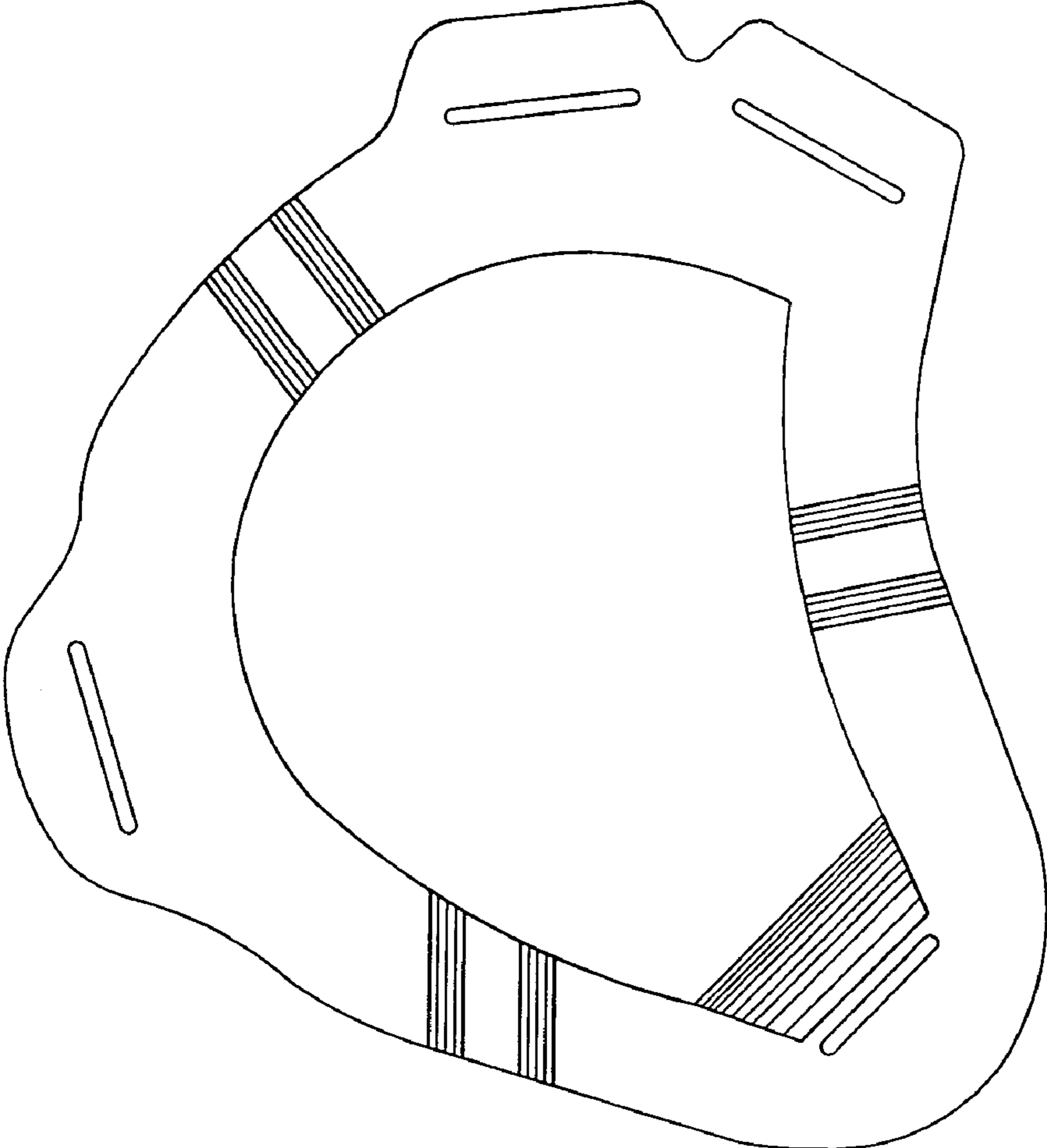


FIG. 2

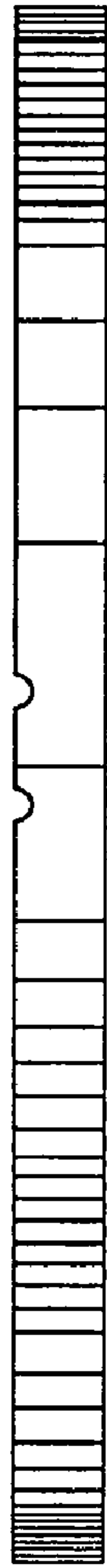


FIG. 3

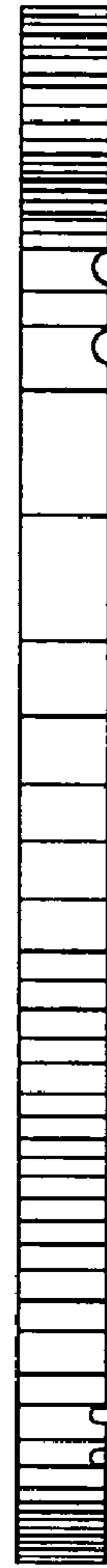


FIG. 4



FIG. 5

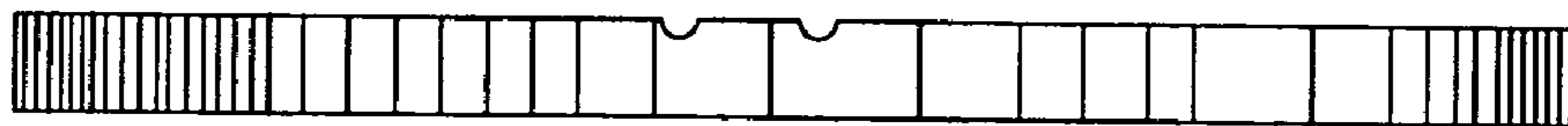


FIG. 6