



US00D551803S

(12) **United States Design Patent**
Durante

(10) **Patent No.:** **US D551,803 S**
(45) **Date of Patent:** **** Sep. 25, 2007**

(54) **MANICURE AND PEDICURE PAINTING
PEDESTAL**

(75) Inventor: **Joan T. Durante**, Carol Stream, IL
(US)

(73) Assignee: **Little Luxuries, Ltd.**, Addison, IL (US)

(**) Term: **14 Years**

(21) Appl. No.: **29/235,426**

(22) Filed: **Aug. 2, 2005**

(51) **LOC (8) Cl.** **28-03**

(52) **U.S. Cl.** **D28/61**

(58) **Field of Classification Search** D28/56,
D28/61, 62, 73; 5/648, 646, 652; 132/73,
132/73.5; 248/18, 174

See application file for complete search history.

(56) **References Cited**

U.S. PATENT DOCUMENTS

| | | | |
|---------------|---------|--------------------|--------|
| 2,478,497 A | 8/1949 | Morrison | |
| 3,003,815 A | 10/1961 | Zinn | |
| 4,064,580 A | 12/1977 | Ezekoye | |
| 4,329,002 A | 5/1982 | Cowen et al. | |
| 4,524,763 A | 6/1985 | Eberling, Jr. | |
| 5,080,316 A | 1/1992 | MacEwan | |
| 5,169,103 A | 12/1992 | Jimenez et al. | |
| 5,228,151 A | 7/1993 | Livingston-Capoano | |
| 5,326,056 A * | 7/1994 | Smith | 132/73 |
| 5,432,967 A | 7/1995 | Raftery | |

| | | | |
|-------------------|---------|--------------------|--------|
| 5,678,800 A | 10/1997 | Markussen | |
| D428,672 S * | 7/2000 | Livingston-Capoano | D28/56 |
| D433,772 S * | 11/2000 | Capoano | D28/61 |
| 6,244,992 B1 | 6/2001 | James | |
| 6,305,652 B1 | 10/2001 | Borke et al. | |
| 2004/0045568 A1 | 3/2004 | Abbott et al. | |
| 2004/0123390 A1 * | 7/2004 | Takizawa | 5/648 |
| 2004/0237200 A1 * | 12/2004 | Sells | 5/648 |

* cited by examiner

Primary Examiner—Jennifer Rivard

(74) *Attorney, Agent, or Firm*—Momkus McCluskey;
Jefferson Perkins

(57) **CLAIM**

The ornamental design for a manicure and pedicure painting pedestal, as shown and described.

DESCRIPTION

FIG. 1 is a perspective view of my design;

FIG. 2 is a top view thereof;

FIG. 3 is a right side view thereof, a left side view being a mirror image of the right side view;

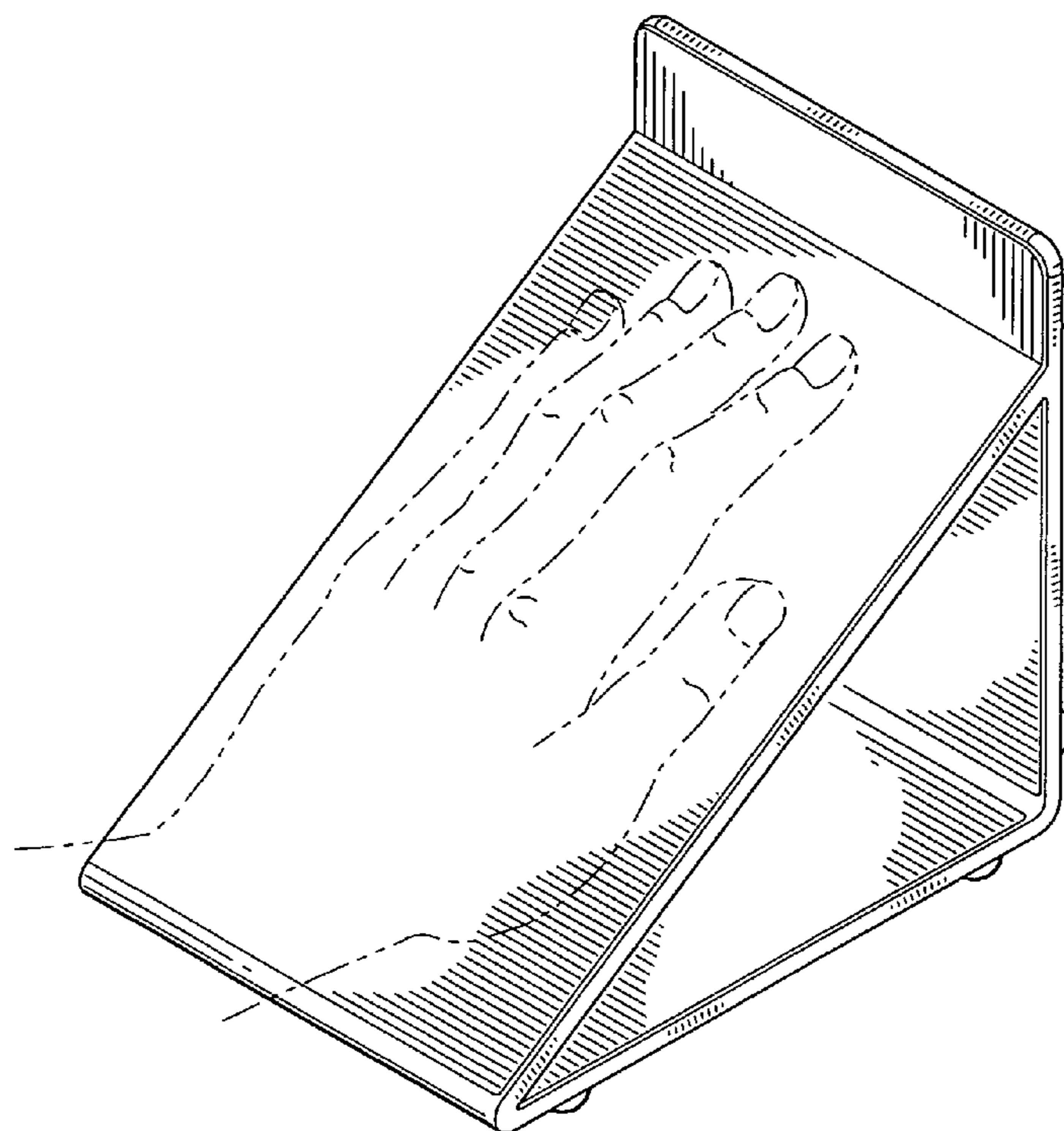
FIG. 4 is a front view thereof;

FIG. 5 is a rear view thereof; and,

FIG. 6 is a bottom view thereof.

The broken line showing of environment is for illustrative purposes only and forms no portion of the claimed design.

1 Claim, 3 Drawing Sheets



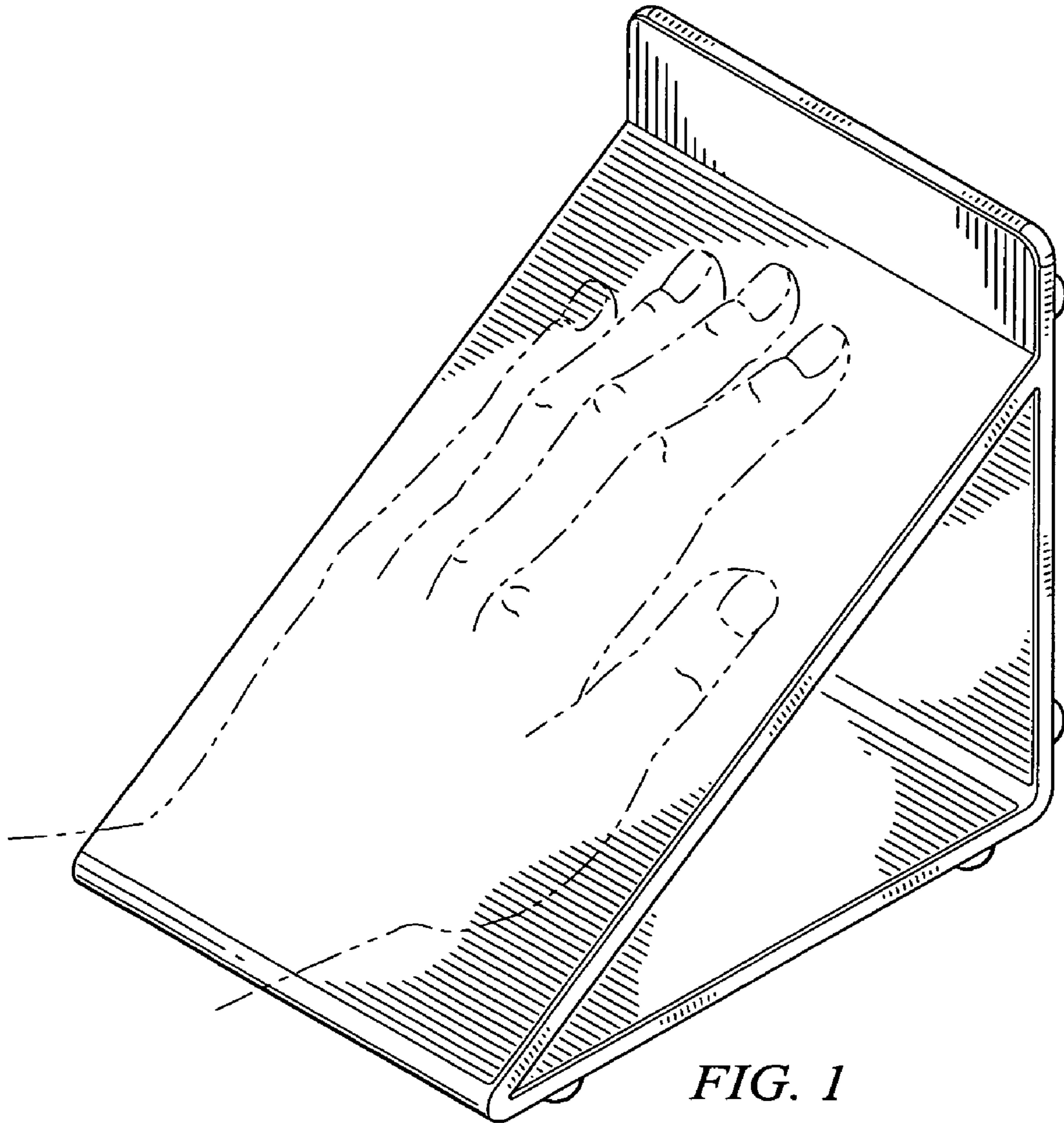


FIG. 1




FIG. 2

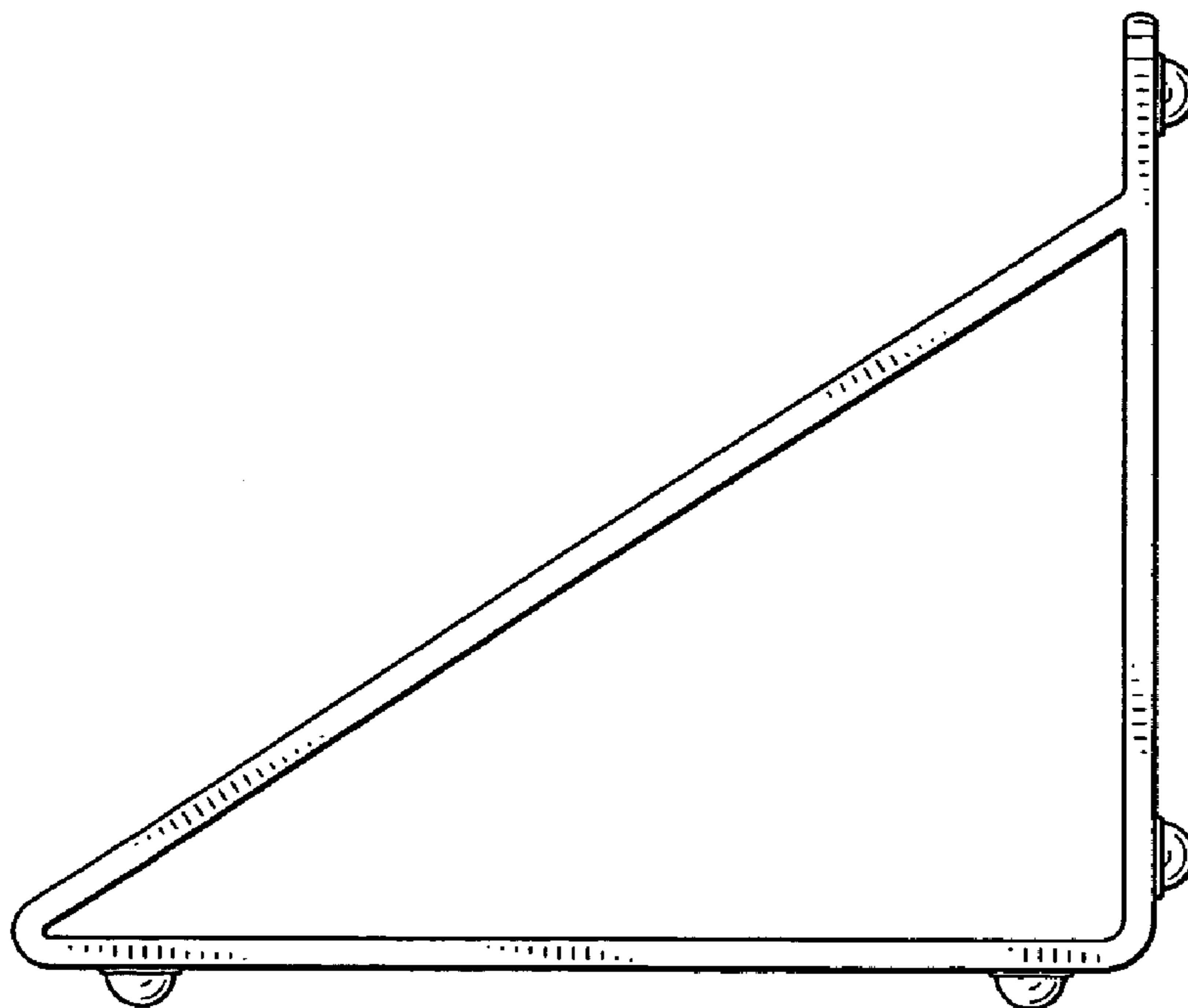


FIG. 3

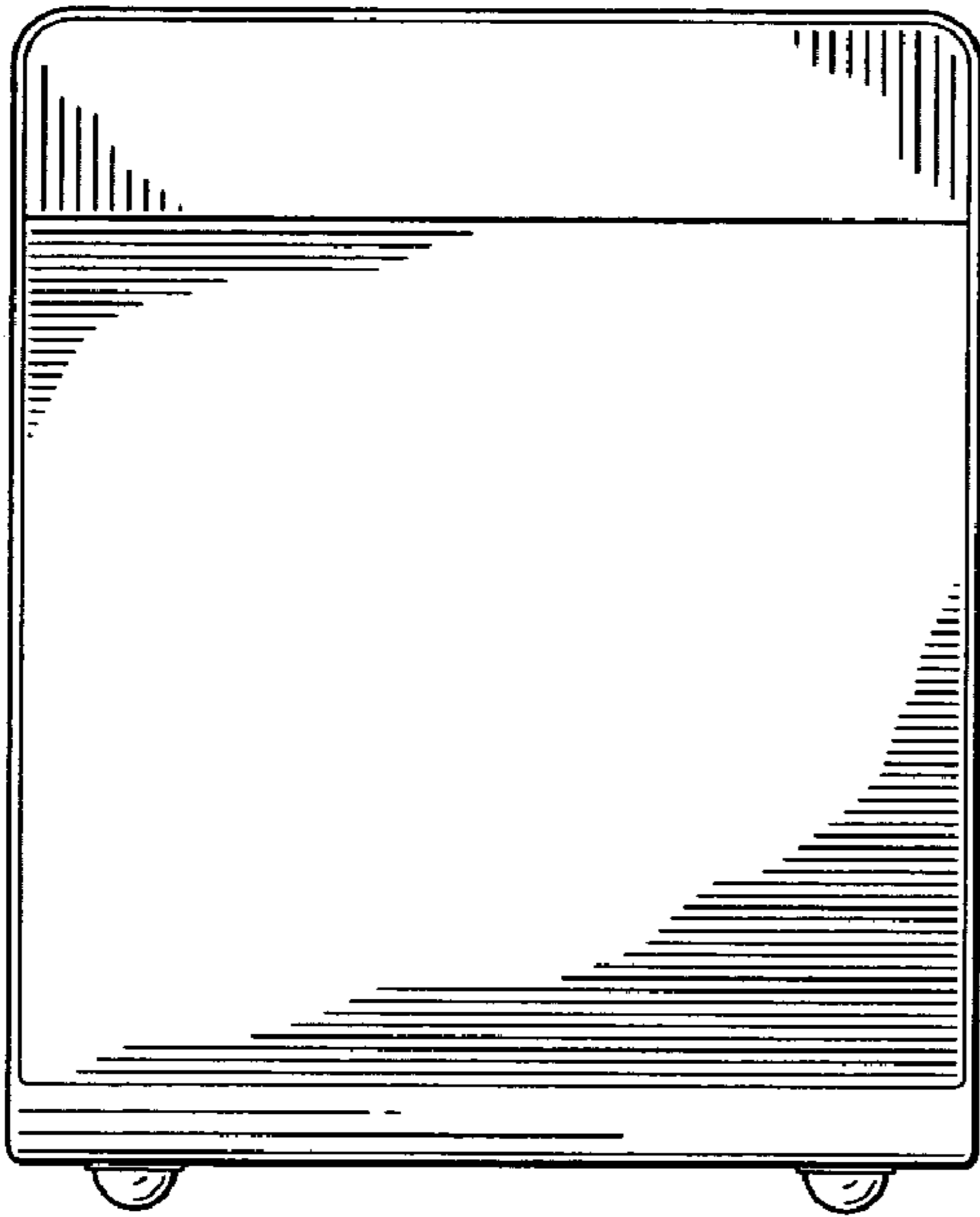


FIG. 4

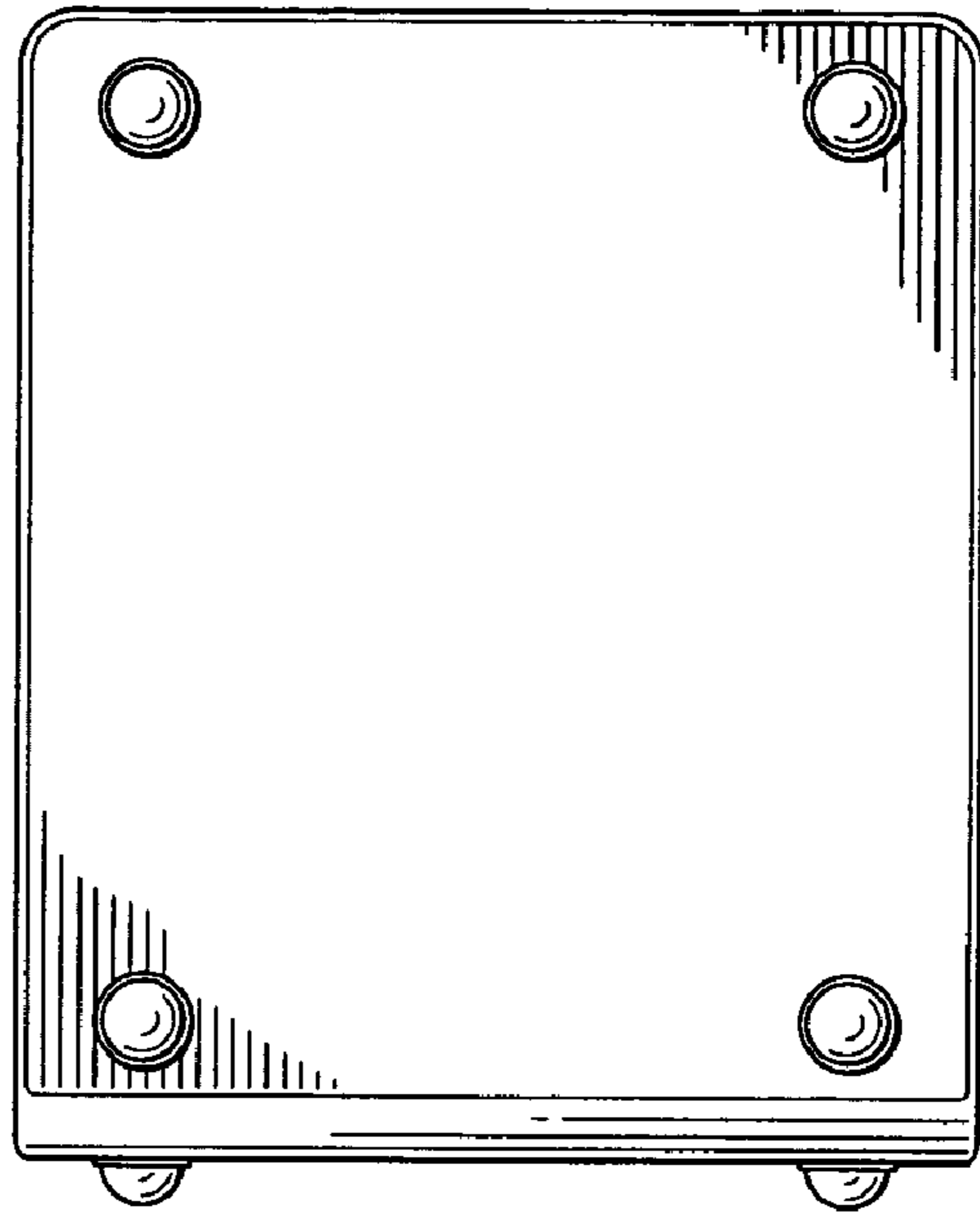


FIG. 5




FIG. 6