



US00D551795S

(12) **United States Design Patent**
Compton et al.

(10) **Patent No.:** **US D551,795 S**

(45) **Date of Patent:** **** Sep. 25, 2007**

- (54) **PARKING GARAGE LUMINAIRE**
- (75) Inventors: **Wayne W. Compton**, Chino Hills, CA (US); **Thomas C. Lueken**, Diamond Bar, CA (US)
- (73) Assignee: **Hubbell Incorporated**, Orange, CT (US)
- (**) Term: **14 Years**
- (21) Appl. No.: **29/255,003**
- (22) Filed: **Mar. 3, 2006**

- D377,841 S 2/1997 Vakil
- D377,991 S 2/1997 Vakil
- D400,977 S * 11/1998 Davis, Jr. D23/411
- D402,075 S 12/1998 Hudak et al.
- D402,382 S 12/1998 Pearce et al.
- 5,855,427 A 1/1999 Lassovsky
- D406,674 S 3/1999 Zuege
- 6,036,338 A 3/2000 Gordin
- 6,042,251 A * 3/2000 McCarthy et al. 362/308
- D443,713 S 6/2001 Benensohn
- D447,829 S 9/2001 Bradford et al.
- 6,375,338 B1 4/2002 Cummings et al.
- 6,585,398 B1 7/2003 Haddad
- D482,816 S 11/2003 Packer et al.
- D503,993 S 4/2005 Yurich

- (51) **LOC (8) Cl.** **26-03**
- (52) **U.S. Cl.** **D26/89; D26/88**
- (58) **Field of Classification Search** D26/59, D26/85, 88, 89, 91, 128, 130-136; D23/377, D23/379, 411; 416/5; 362/147, 350, 364, 362/365, 404, 406, 408
See application file for complete search history.

* cited by examiner

Primary Examiner—Clare E Heflin
(74) *Attorney, Agent, or Firm*—Marks S. Bicks; Alfred N. Goodman

(56) **References Cited**

U.S. PATENT DOCUMENTS

- D34,685 S * 6/1901 Dixon D26/131
- D51,130 S * 8/1917 Barbiers D26/133
- 1,588,222 A * 6/1926 Olier, Jr. 362/304
- D94,686 S * 2/1935 Guild et al. D26/88
- D107,877 S 1/1938 Levy
- D124,167 S 12/1940 Arenberg
- D169,972 S 7/1953 Glatthar et al.
- 3,700,883 A 10/1972 Donohue et al.
- D240,320 S 6/1976 Anderson
- 4,087,682 A 5/1978 Kolodziej
- D254,215 S * 2/1980 Yahraus et al. D26/89
- 4,231,080 A 10/1980 Compton
- 4,338,655 A 7/1982 Gulliksen et al.
- 4,856,103 A 8/1989 Compton
- D343,250 S 1/1994 Fouke et al.
- D354,580 S * 1/1995 Fouke et al. D26/88
- D361,400 S 8/1995 Compton
- 5,486,989 A 1/1996 Compton

(57) **CLAIM**

The ornamental design for a parking garage luminaire, as shown and described.

DESCRIPTION

FIG. 1 is a top plan view of the parking garage luminaire in accordance with the present design,

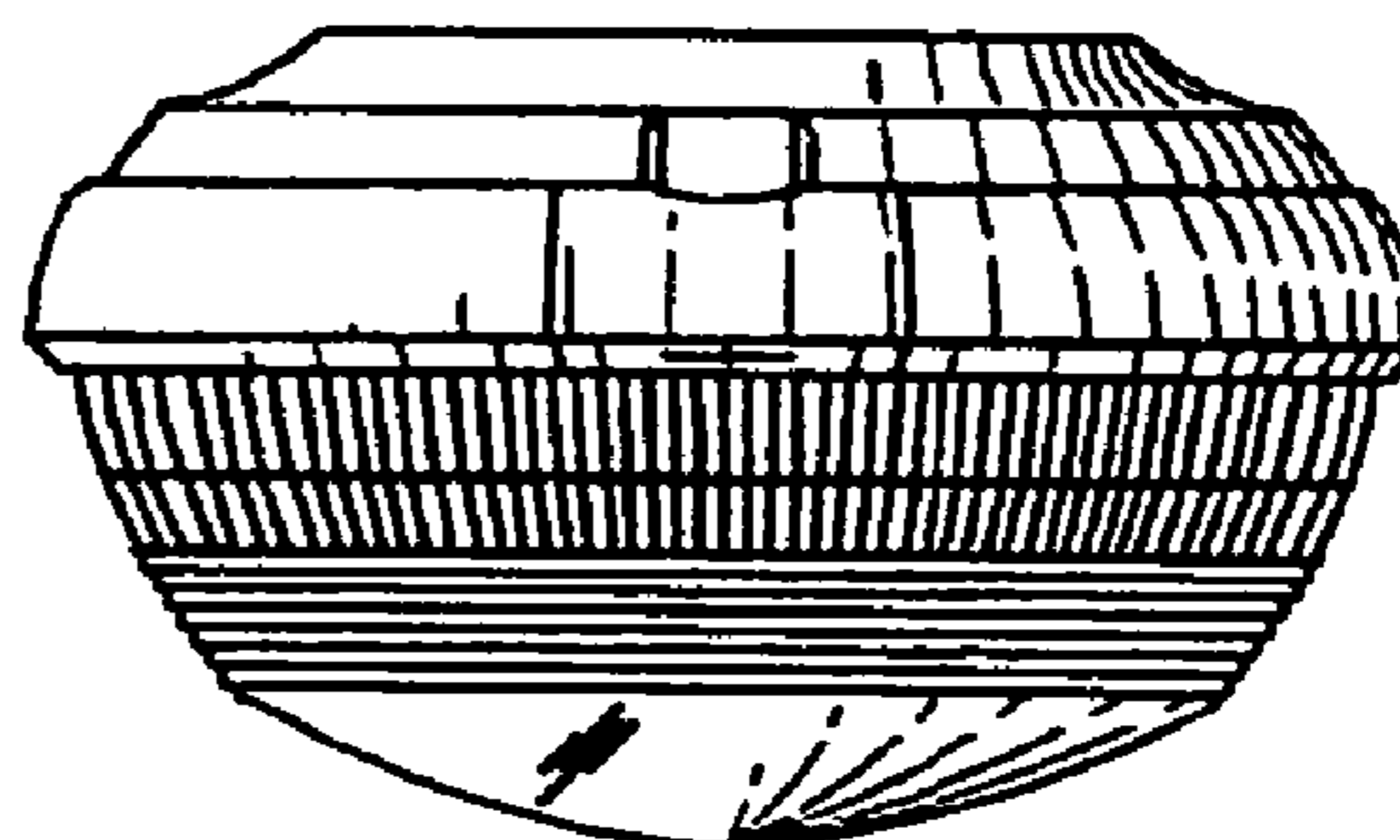
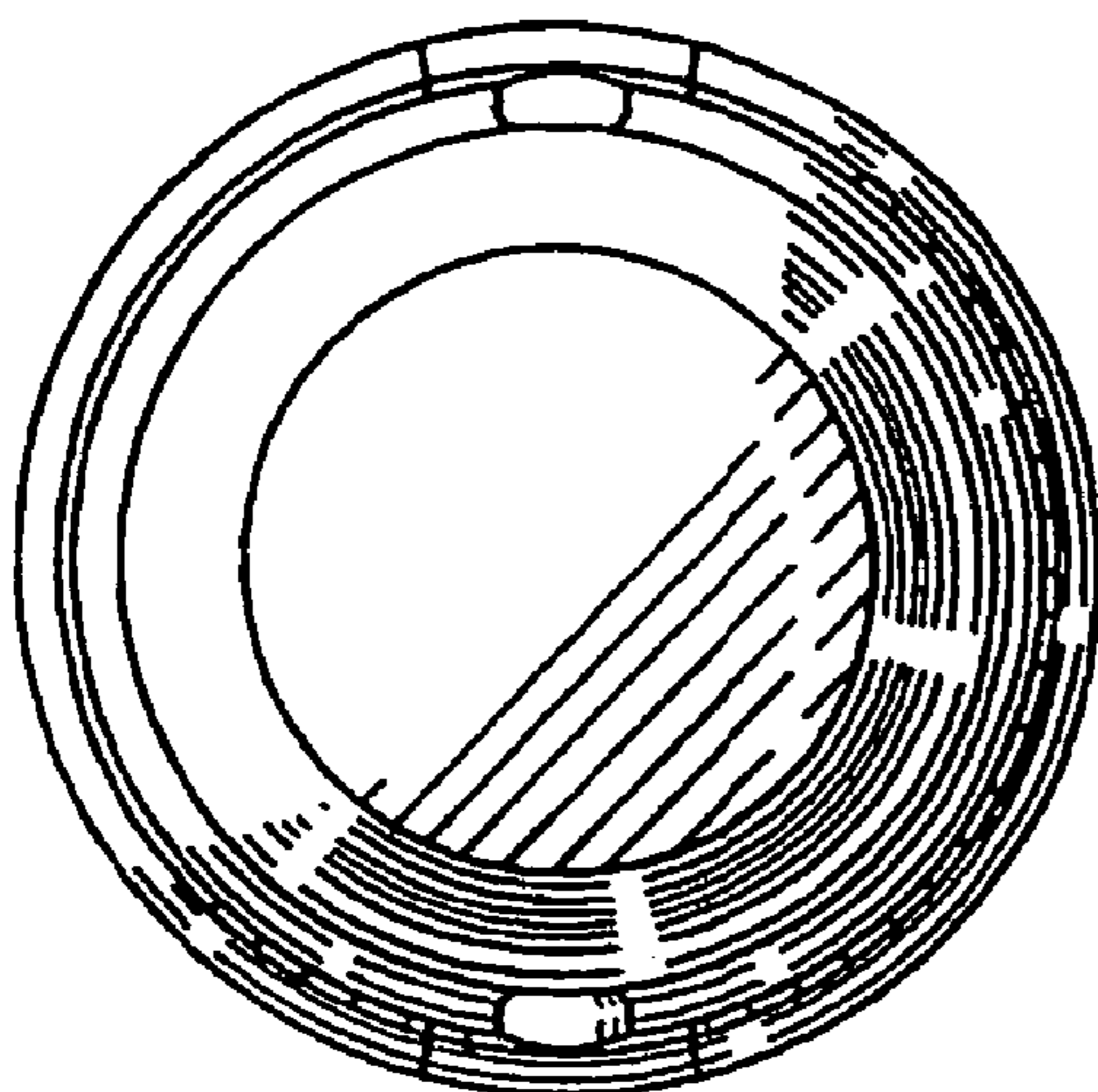
FIG. 2 is a left side elevational view of the parking garage luminaire illustrated in FIG. 1,

FIG. 3 is a front elevational view of the parking garage luminaire illustrated in FIGS. 1-2, with the rear elevational view being the same as the front elevational view illustrated in FIG. 3,

FIG. 4 is a right side elevational view of the parking garage luminaire illustrated in FIGS. 1-3; and,

FIG. 5 is a bottom plan view of the parking garage luminaire illustrated in FIGS. 1-4.

1 Claim, 1 Drawing Sheet



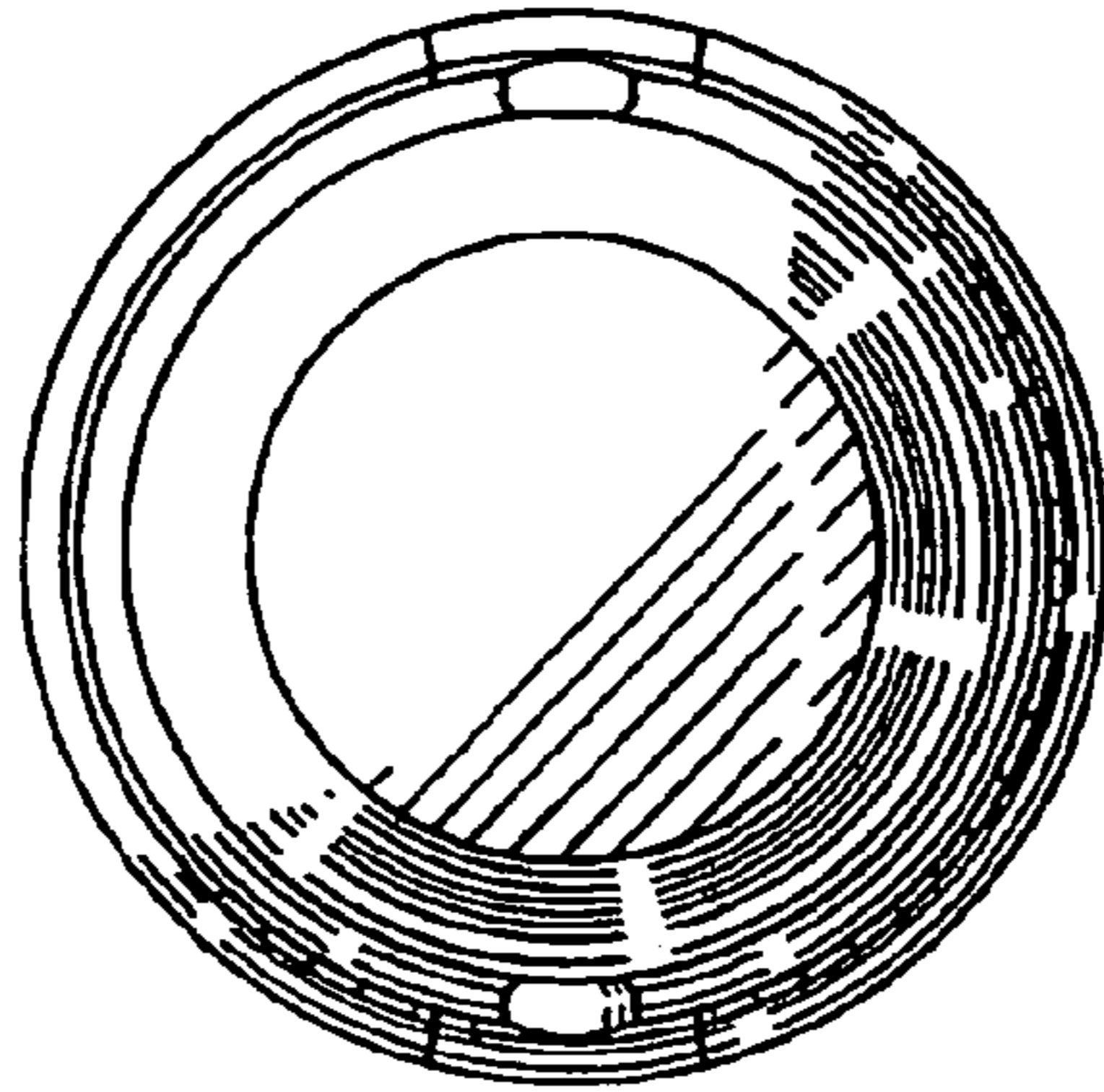


FIG. 1

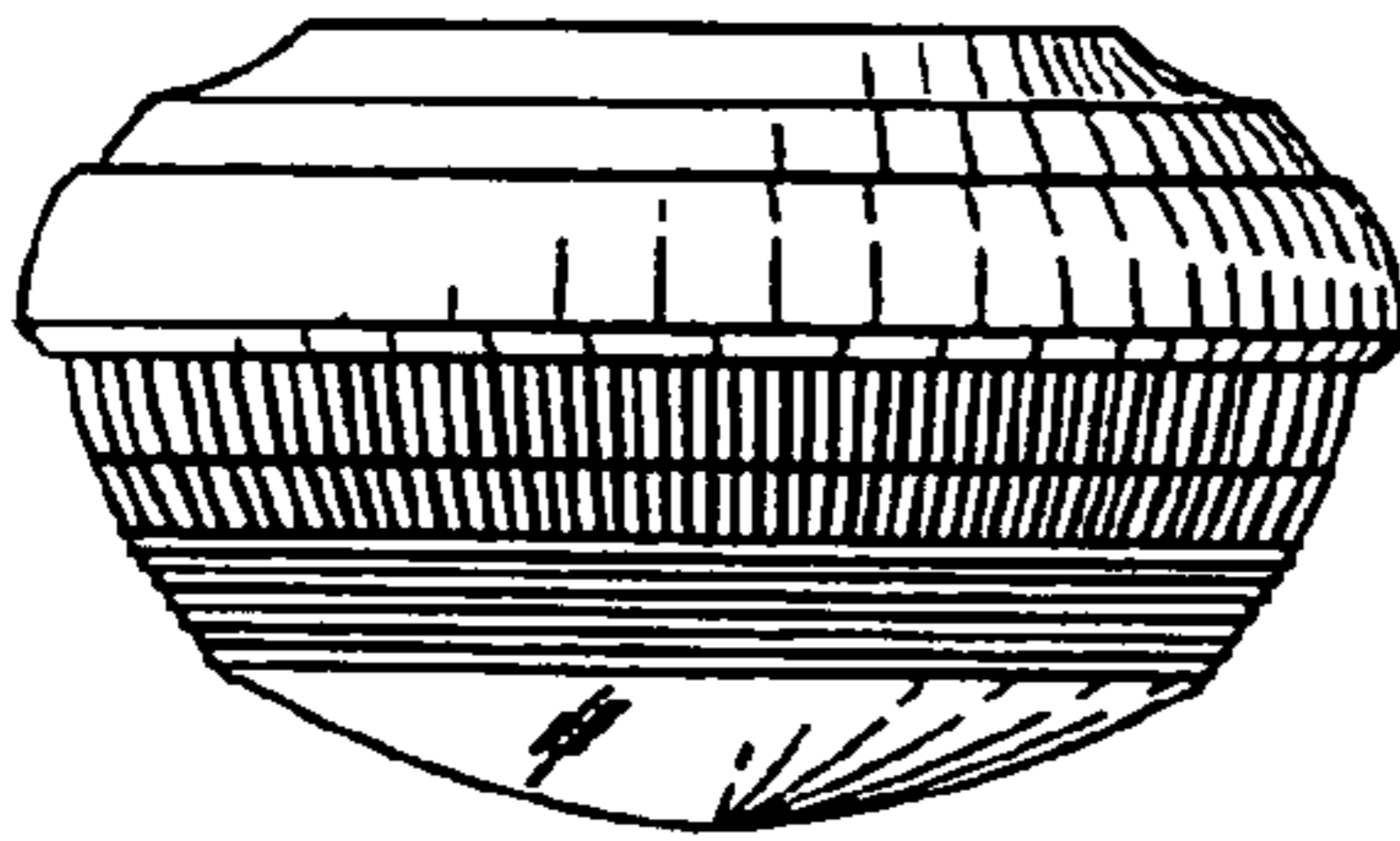


FIG. 2

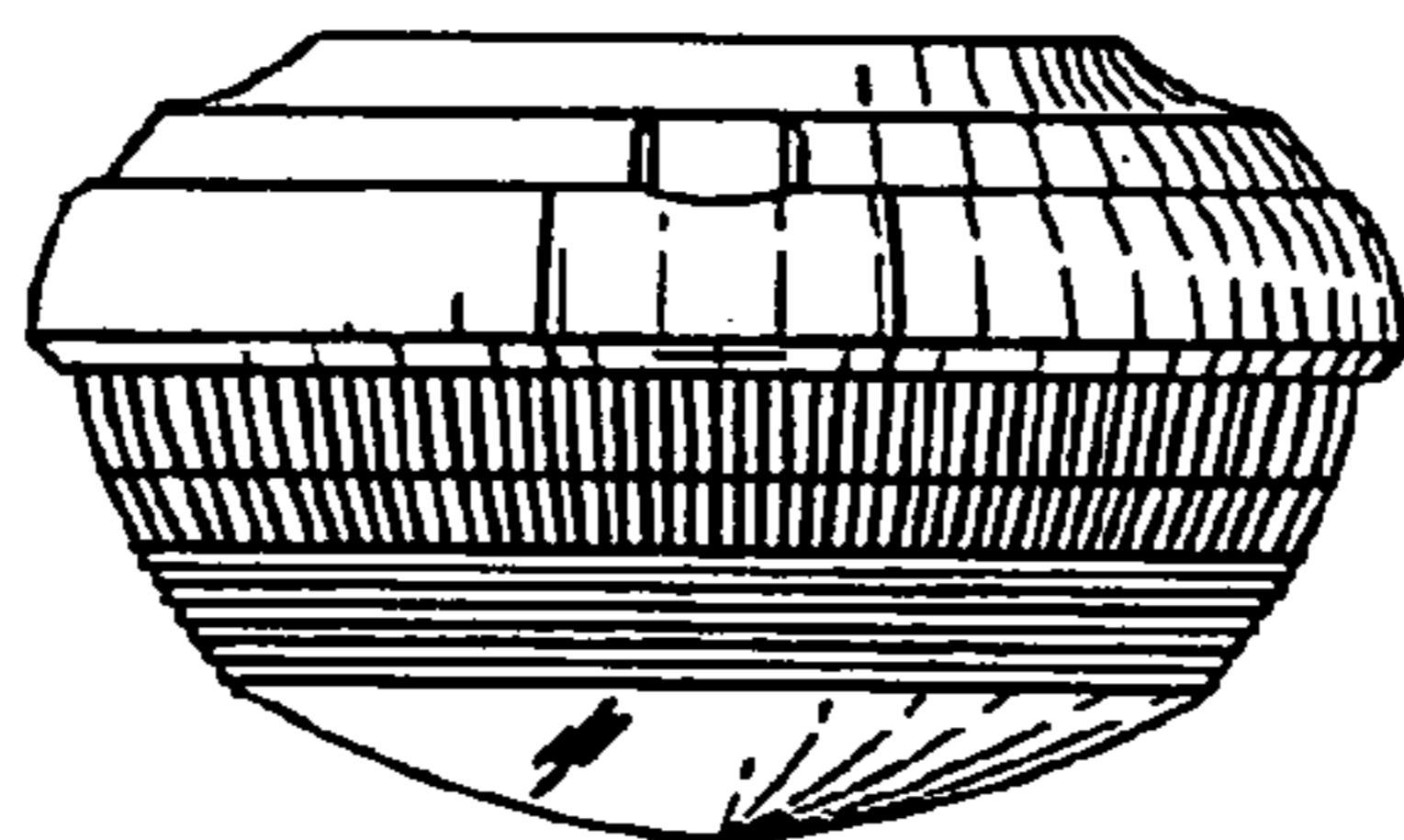


FIG. 3

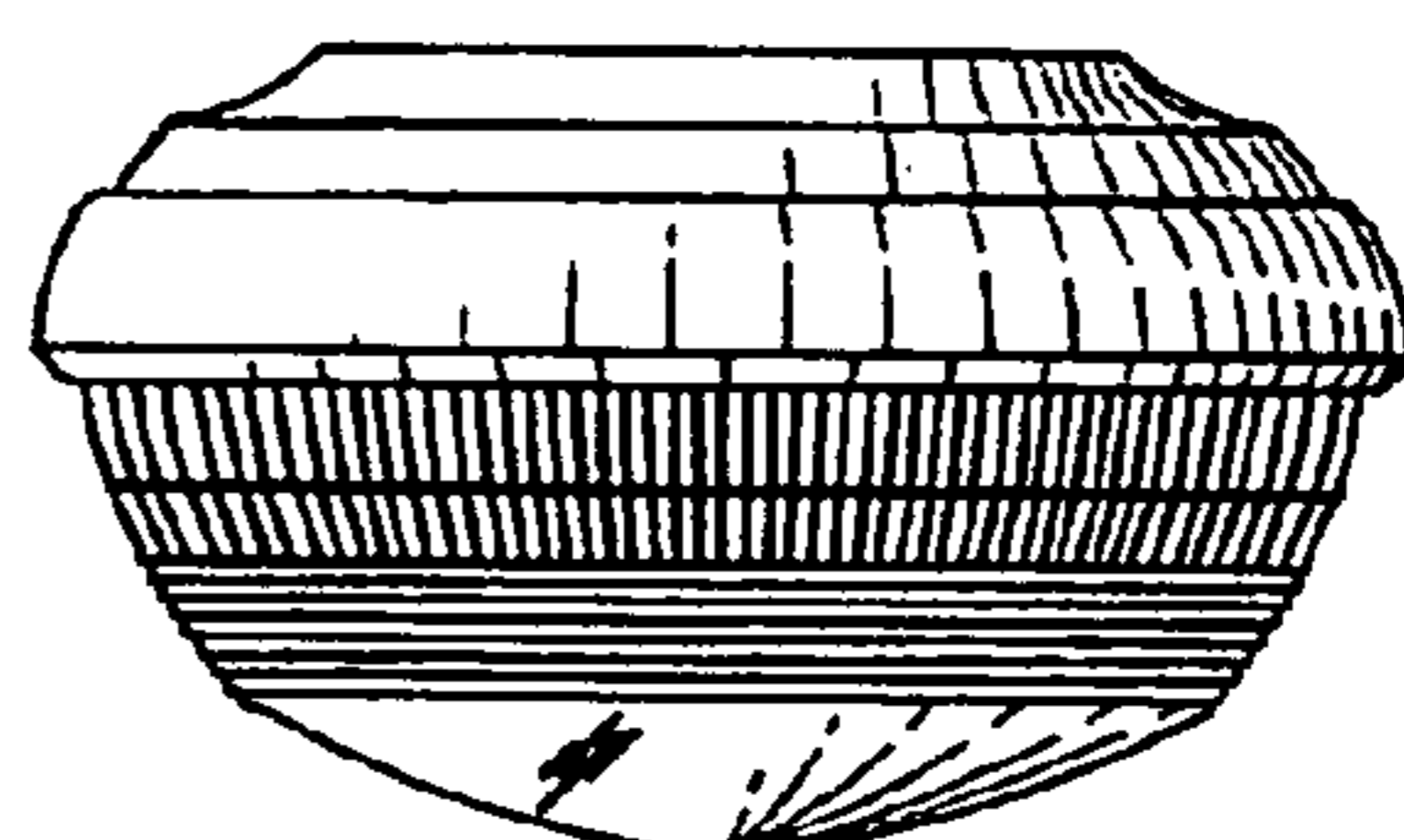


FIG. 4

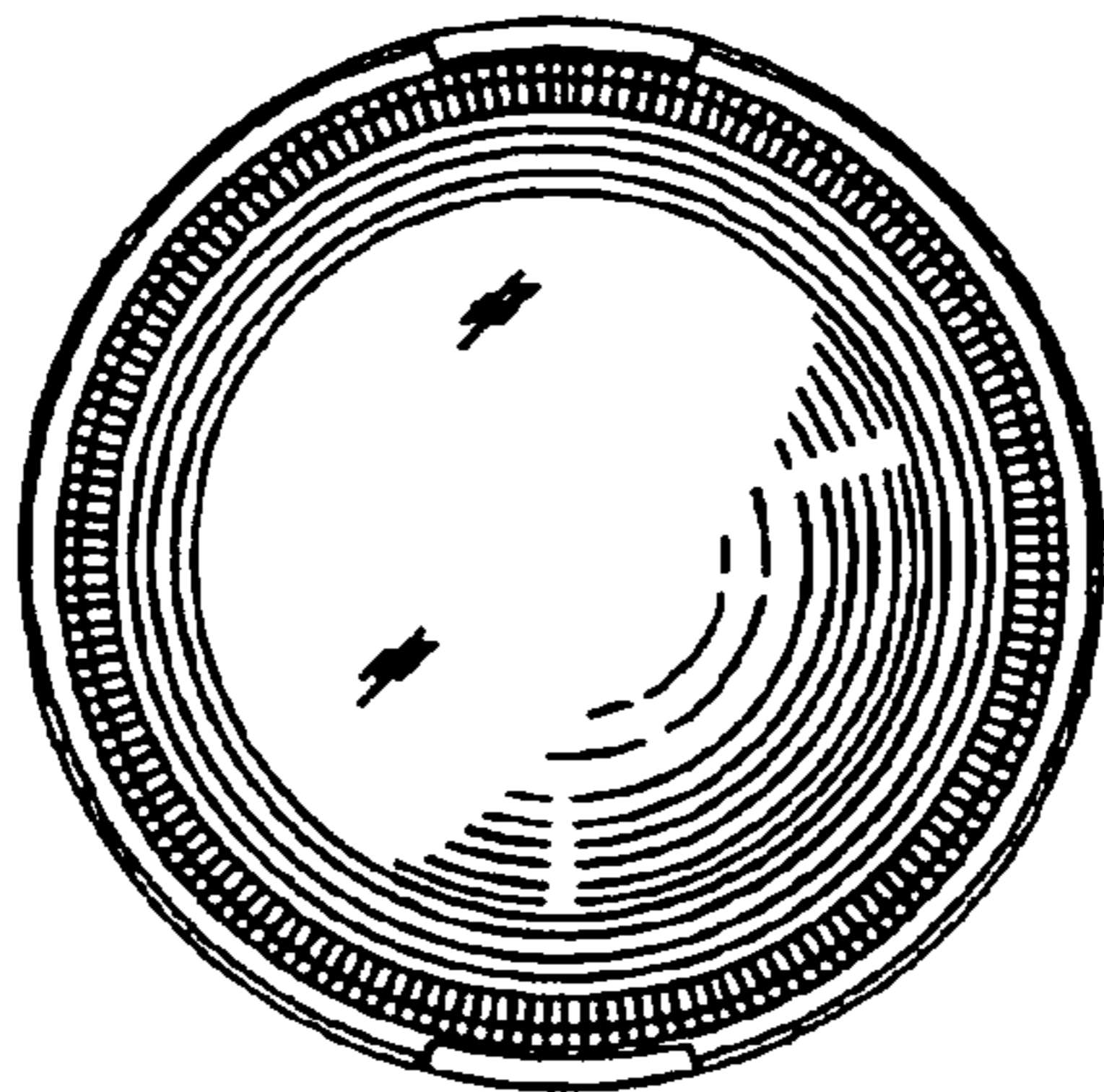


FIG. 5