



US00D551788S

(12) **United States Design Patent**
Bao

(10) **Patent No.:** **US D551,788 S**

(45) **Date of Patent:** **** Sep. 25, 2007**

(54) **HOOK WITH LAMP**

(76) Inventor: **Yongping Bao**, Unit 1-16-K, Guodu
Development Building No. 182 Zhaohui
Road, Hangzhou (CN)

(**) Term: **14 Years**

(21) Appl. No.: **29/244,727**

(22) Filed: **Dec. 14, 2005**

(30) **Foreign Application Priority Data**

Jun. 14, 2005 (CN) 2005 3 0111683

(51) **LOC (8) Cl.** **26-02**

(52) **U.S. Cl.** **D26/38; D8/356**

(58) **Field of Classification Search** D26/37,
D26/38, 41, 51, 46, 49; D8/356; 362/116,
362/120, 157, 158, 103, 184, 200, 201, 196,
362/800, 555, 202, 208, 205, 206, 104, 396,
362/191; D3/208, 209; D10/30, 31

See application file for complete search history.

(56) **References Cited**

U.S. PATENT DOCUMENTS

D375,252 S * 11/1996 Serra Fabregas D8/356
D432,027 S * 10/2000 Fox et al. D10/31
D467,819 S * 12/2002 Tang D10/30
D471,305 S * 3/2003 Luquire D26/38

6,715,898 B1 * 4/2004 Huang 362/191
D495,073 S * 8/2004 Kumthampinij et al. D26/37
D495,075 S * 8/2004 Oas D26/37
D504,306 S * 4/2005 Chisolm D8/356
D527,988 S * 9/2006 Shetler D8/356
D537,369 S * 2/2007 Bao D10/31

* cited by examiner

Primary Examiner—Ian Simmons

Assistant Examiner—Carissa Fitts

(74) *Attorney, Agent, or Firm*—Jacobson Holman PLLC

(57) **CLAIM**

I claim the ornamental design for a hook with lamp, as shown and described.

DESCRIPTION

FIG. 1 is a front perspective view of a hook with lamp showing my ornamental design;

FIG. 2 is a front elevational view thereof;

FIG. 3 is a rear elevational view thereof;

FIG. 4 is a top plan view thereof;

FIG. 5 is a bottom plan view thereof;

FIG. 6 is a right side elevational view thereof; and,

FIG. 7 is a left side elevational view thereof.

1 Claim, 3 Drawing Sheets

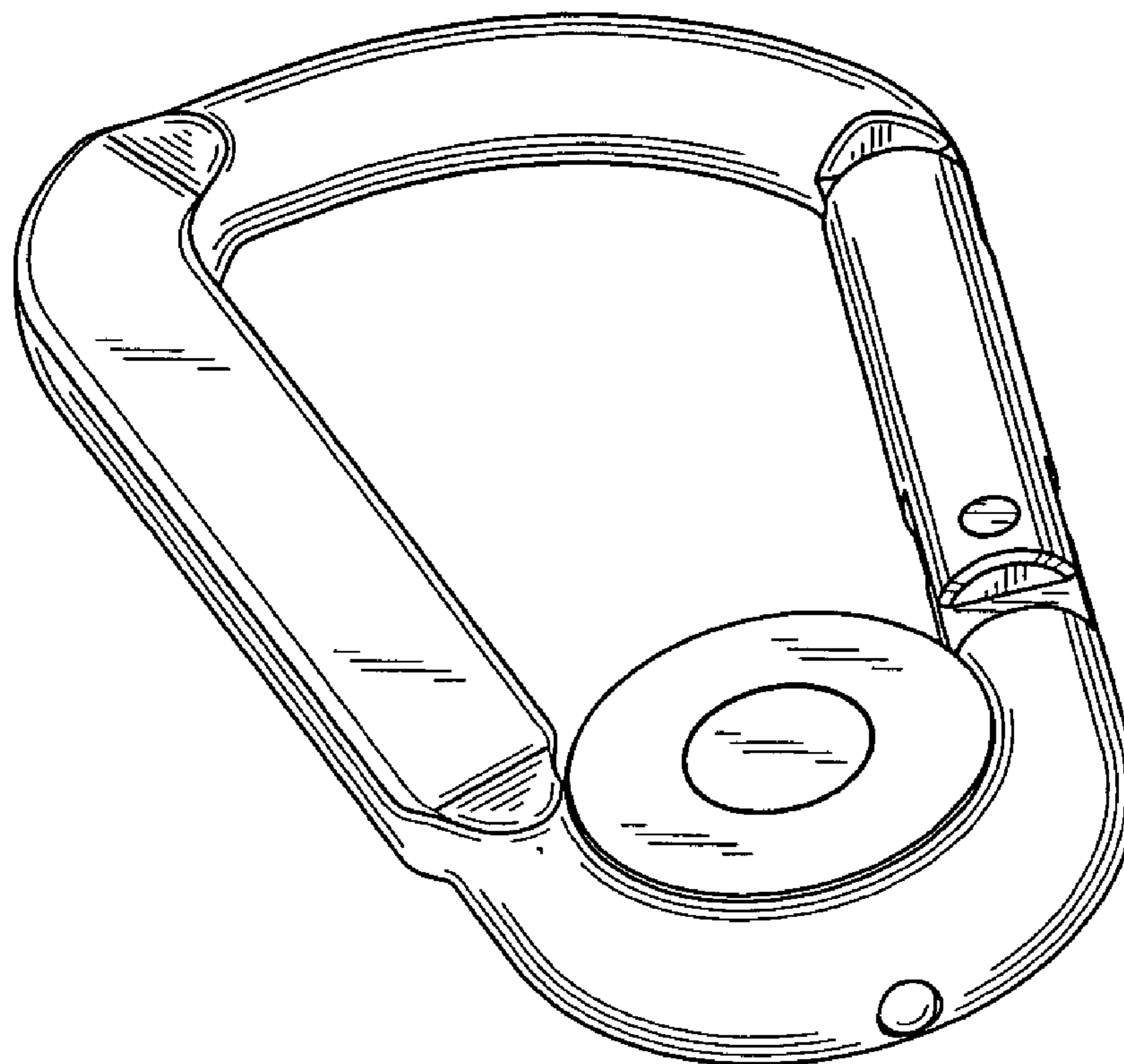


FIG. 1

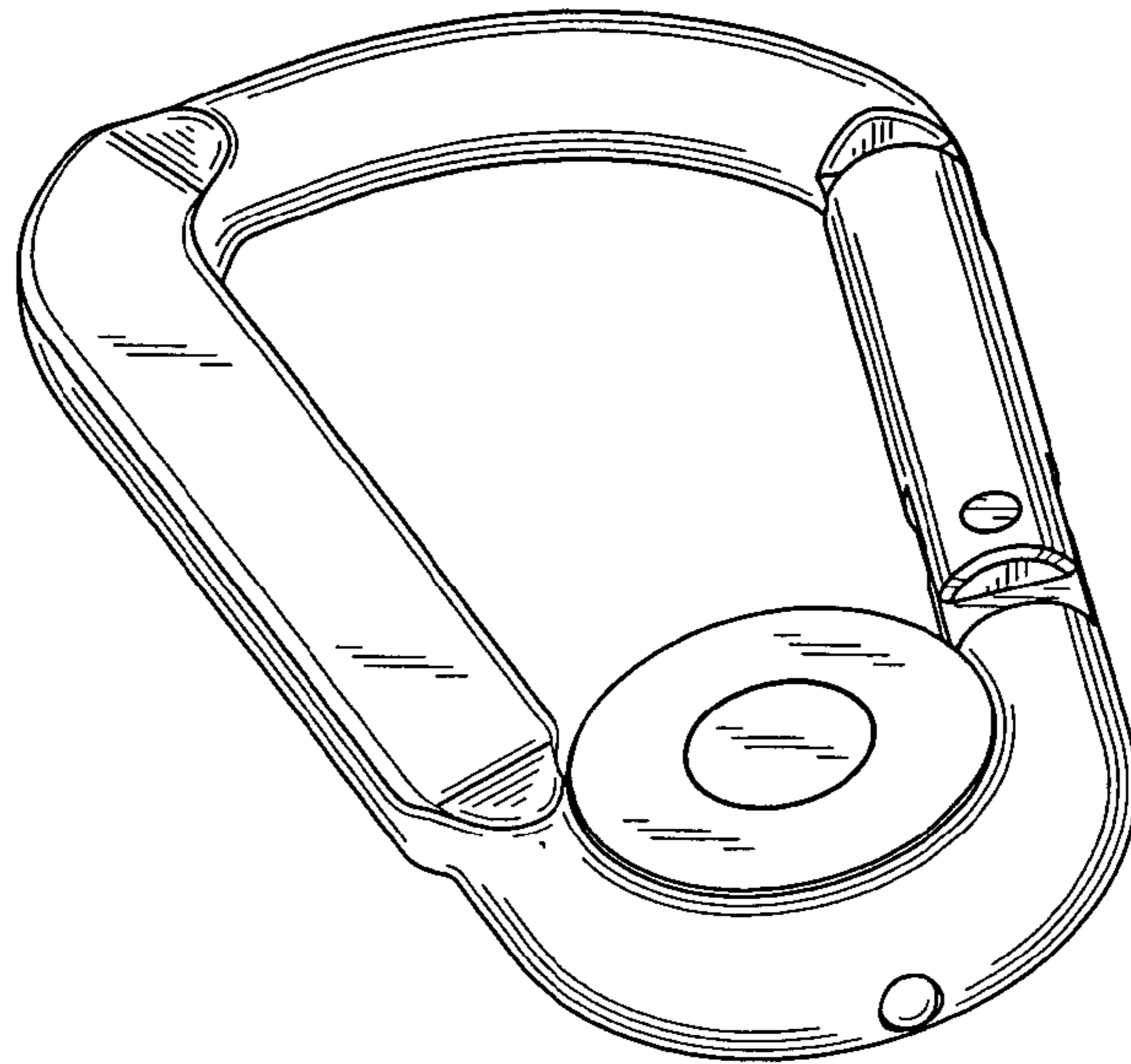


FIG. 2

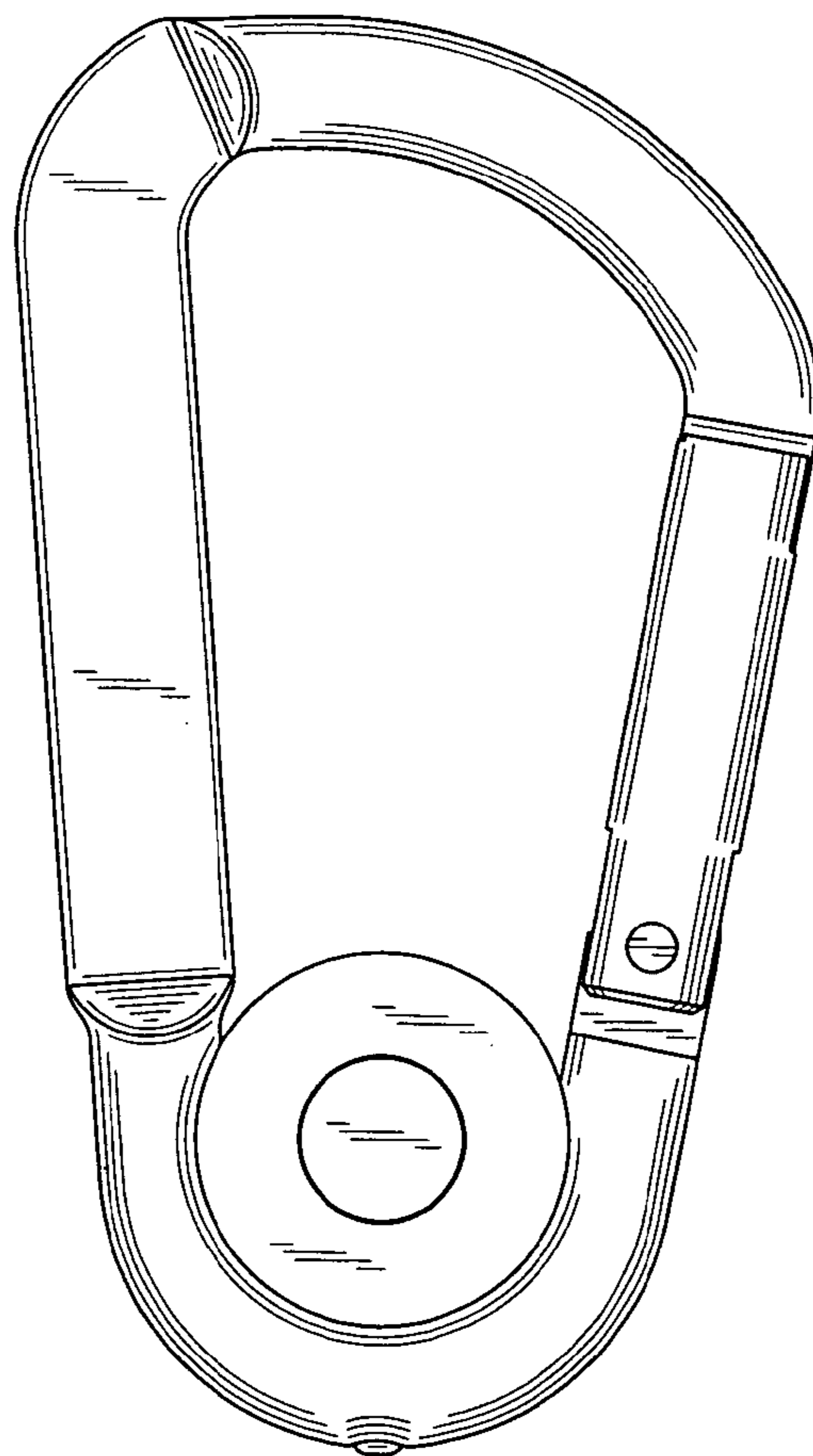


FIG. 3

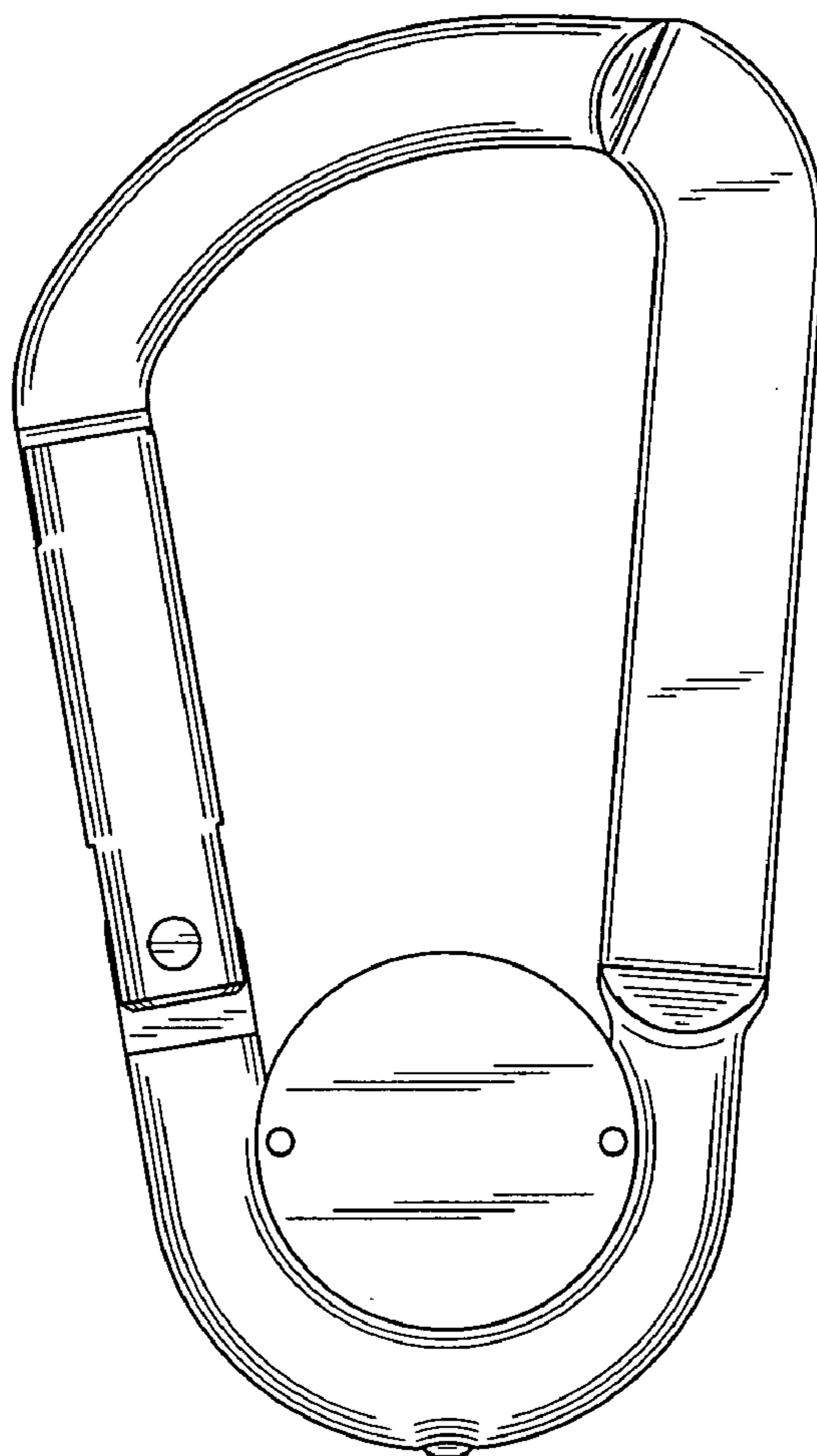


FIG. 4




FIG. 5



FIG. 6

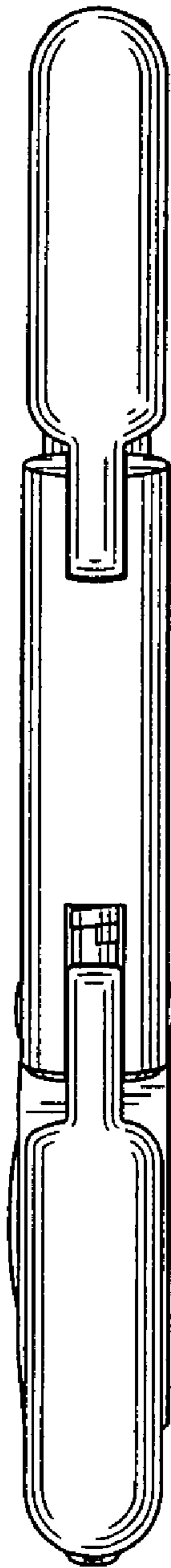


FIG. 7

