



US00D551757S

(12) **United States Design Patent** (10) **Patent No.:** **US D551,757 S**
Ertze (45) **Date of Patent:** **** Sep. 25, 2007**

(54) **CEILING FAN MOTOR HOUSING**

Primary Examiner—Lisa Lichtenstein
(74) *Attorney, Agent, or Firm*—Troxell Law Office, PLLC

(75) **Inventor:** **Pablo J. Ertze**, Rancho Cucamonga, CA (US)

(73) **Assignee:** **Landmark Enterprise Inc.** (BN)

(57) **CLAIM**

(**) **Term:** **14 Years**

I claim the ornamental design for a ceiling fan motor housing, as shown and described.

(21) **Appl. No.:** **29/265,119**

(22) **Filed:** **Aug. 25, 2006**

DESCRIPTION

(51) **LOC (8) Cl.** **23-04**

(52) **U.S. Cl.** **D23/411**

(58) **Field of Classification Search** D23/411,
D23/377, 379, 385; 416/5; 392/364
See application file for complete search history.

FIG. 1 is a front perspective view of a ceiling fan motor housing showing my new design;

FIG. 2 is a front elevational view thereof;

FIG. 3 is a rear elevational view thereof.

FIG. 4 is a left side elevational view thereof;

FIG. 5 is a right side elevational view thereof;

FIG. 6 is a top plan view thereof; and,

FIG. 7 is a bottom plan view thereof.


(56) **References Cited**

U.S. PATENT DOCUMENTS

D297,456 S * 8/1988 Pearce D23/385
D446,851 S * 8/2001 Lee D23/411

* cited by examiner

1 Claim, 5 Drawing Sheets






FIG. 1




FIG. 2




FIG. 3




FIG. 4




FIG. 5




FIG. 6




FIG. 7