



US00D551734S

(12) **United States Design Patent**  
**Barker et al.**

(10) **Patent No.:** **US D551,734 S**

(45) **Date of Patent:** **\*\* Sep. 25, 2007**

(54) **GUN REST**

5,979,099 A \* 11/1999 Kervin ..... 42/94  
D503,767 S \* 4/2005 Quinnan ..... D22/108

(75) Inventors: **John Christopher Barker**, Oceanside,  
OR (US); **Patrick Arthur Kennedy**,  
Portland, OR (US)

\* cited by examiner

*Primary Examiner*—Ian Simmons  
*Assistant Examiner*—Melanie Levy

(73) Assignee: **Trek Technologies, LLC**, Lake  
Oswego, OR (US)

(74) *Attorney, Agent, or Firm*—Steven J. Adamson

(\*\*) Term: **14 Years**

(57) **CLAIM**

(21) Appl. No.: **29/253,726**

I claim the ornamental design for a gun rest, substantially as shown and described herein.

(22) Filed: **Feb. 9, 2006**

**DESCRIPTION**

(51) **LOC (8) Cl.** ..... **22-01**

The present invention relates to the aesthetic features of a gun rest device for use with a support structure such as a walking staff or tripod.

(52) **U.S. Cl.** ..... **D22/108**

(58) **Field of Classification Search** ..... D22/108,  
D22/199; D6/552; 42/94, 172; 89/37.04;  
211/64, 89; 248/118.3, 118.1, 354.6, 171  
See application file for complete search history.

FIG. 1 is a perspective view of a gun rest in accordance with the present invention;

FIG. 2 is a front side elevation view thereof, the back side elevation view is the same;

FIG. 3 is a top plan view thereof;

FIG. 4 is a bottom plan view thereof; and,

FIG. 5 is a right side elevation view thereof, the left side elevation view is the same.

(56) **References Cited**

**U.S. PATENT DOCUMENTS**

1,890,423 A \* 12/1932 Teagarden ..... 42/94  
3,225,656 A \* 12/1965 Flaherty et al. .... 89/37.04  
D381,388 S \* 7/1997 Raia ..... D22/108  
D387,123 S \* 12/1997 Hughes et al. .... D22/108  
5,819,463 A \* 10/1998 Amos ..... 42/94

**1 Claim, 1 Drawing Sheet**

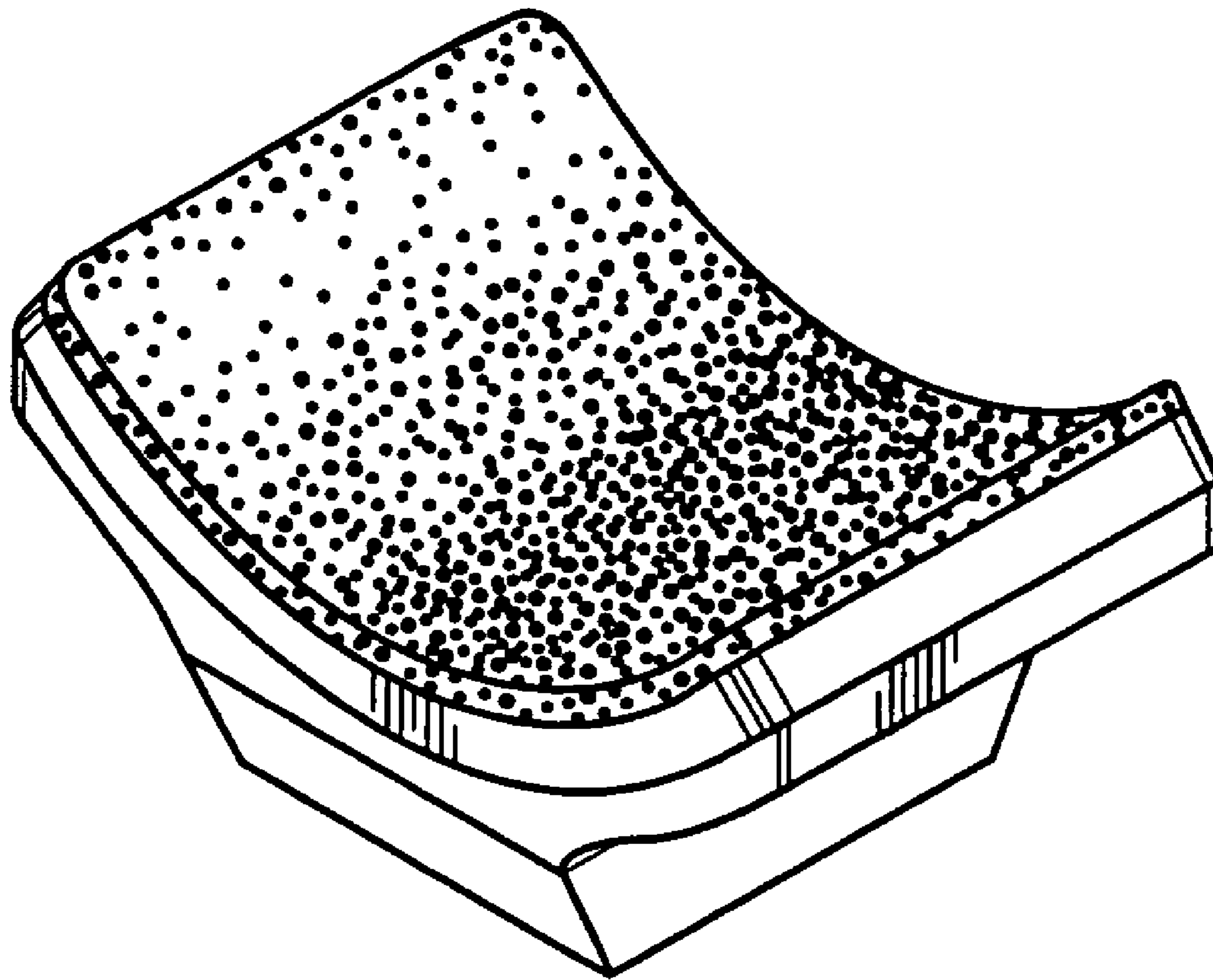


Fig. 1

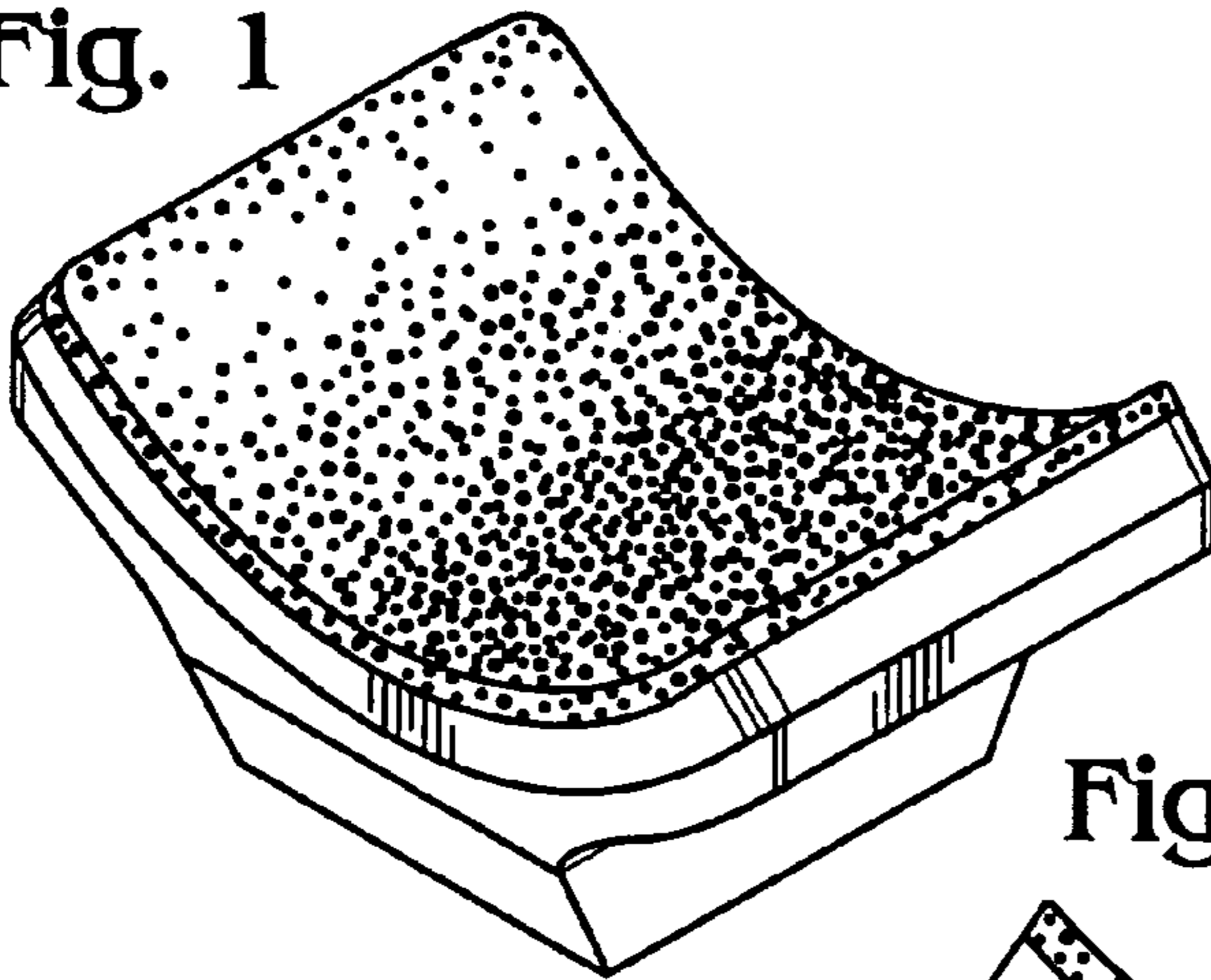


Fig. 2

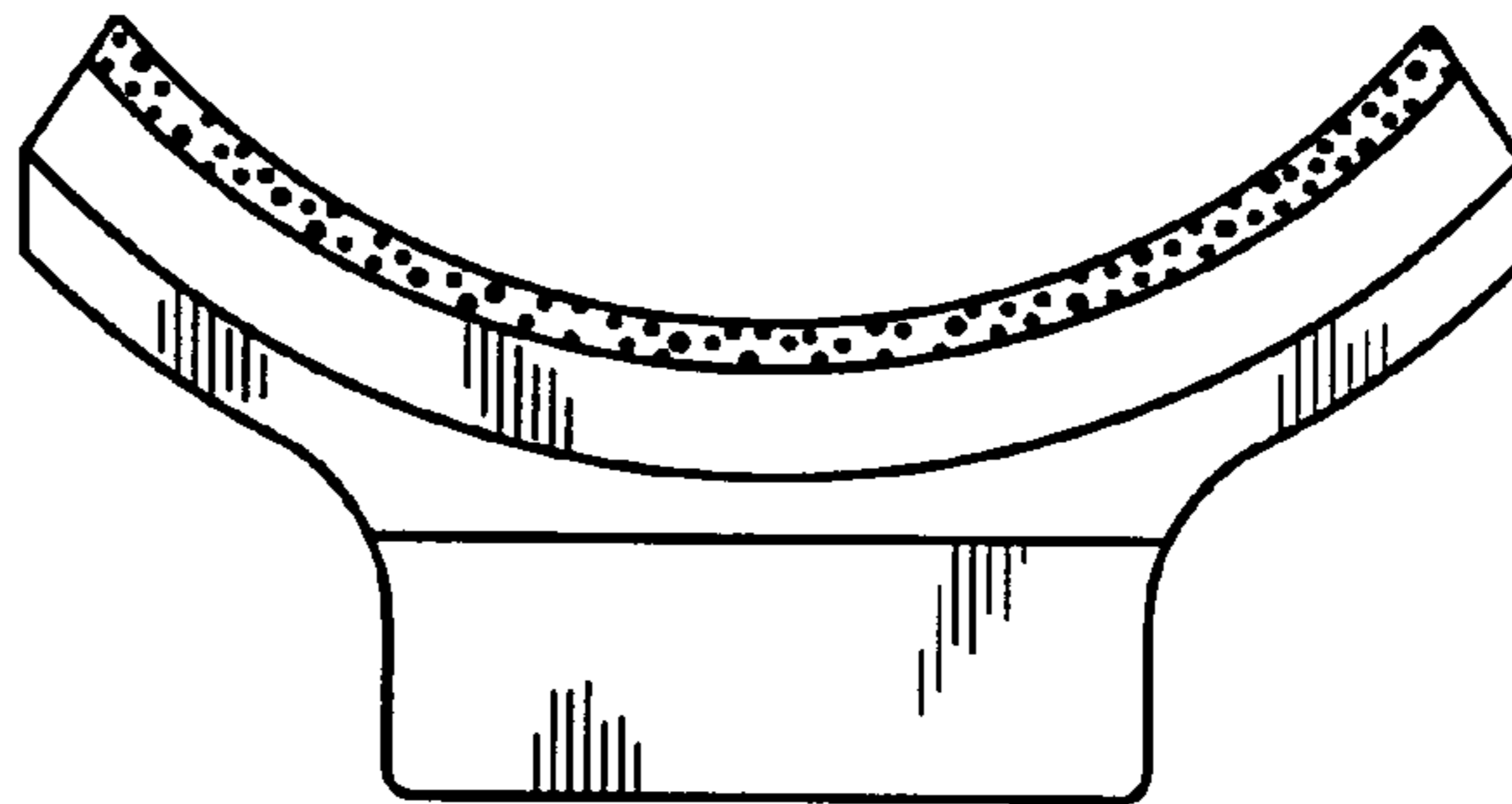


Fig. 3




Fig. 5




Fig. 4

