



US00D551725S

(12) **United States Design Patent** (10) **Patent No.:** **US D551,725 S**
Teeter (45) **Date of Patent:** **** Sep. 25, 2007**

(54) **TILTING INVERSION EXERCISE TABLE** 2006/0030466 A1* 2/2006 Chen 482/145

(76) Inventor: **Roger C. Teeter**, 20720 Snag Island
Strive, Sumner, WA (US) 98390

(**) Term: **14 Years**

(21) Appl. No.: **29/236,429**

(22) Filed: **Aug. 16, 2005**

(51) **LOC (8) Cl.** **21-01**

(52) **U.S. Cl.** **D21/694; D28/688**

(58) **Field of Classification Search** D21/662,
D21/686-690, 694; D24/183; D6/392; 482/142,
482/144-146, 148

See application file for complete search history.

(56) **References Cited**

U.S. PATENT DOCUMENTS

3,378,259	A *	4/1968	Kupchinski	482/142
4,232,662	A *	11/1980	Barber	482/144
4,410,176	A *	10/1983	Miller	482/144
D273,983	S *	5/1984	McGowen	D24/183
D274,679	S *	7/1984	Stehlik	D6/392
4,502,682	A *	3/1985	Miller	482/144
D280,116	S *	8/1985	McGowen	D21/688
D280,537	S *	9/1985	Law	D21/688
D280,842	S *	10/1985	Miller	D21/688
4,717,148	A *	1/1988	Brewer	482/144
5,125,650	A *	6/1992	Paris	482/142
5,551,937	A *	9/1996	Kwo	482/144
5,718,660	A *	2/1998	Chen	482/144
6,213,923	B1 *	4/2001	Cameron et al.	482/142
7,063,652	B1 *	6/2006	Teeter et al.	482/145
7,081,073	B1 *	7/2006	Smith	482/145
7,118,518	B1 *	10/2006	Teeter	482/144
7,125,372	B1 *	10/2006	Teeter et al.	482/144
2004/0157714	A1 *	8/2004	Huang	482/144

OTHER PUBLICATIONS

Life Gear Heavy Duty Inversion Table at Sports-Fitness. Downloaded Feb. 18, 2007 at [http://www.sports-fitness-rewardpath.com/rd_p?p=113082&t=3119&c=510364&gift=3075&a=3075-inve...*](http://www.sports-fitness-rewardpath.com/rd_p?p=113082&t=3119&c=510364&gift=3075&a=3075-inve...)
Teeter Hang Ups [F8000] Inversion Table with Traction and Over EZ Handles. Item:223-226. Downloaded Feb. 18, 2007 at [http://www.hsn.com/cnt/prod/default.aspx?webp_id=3264196&web_id=3264196&sf=hf&attr=1477&pre...*](http://www.hsn.com/cnt/prod/default.aspx?webp_id=3264196&web_id=3264196&sf=hf&attr=1477&pre...)

* cited by examiner

Primary Examiner—Philip S. Hyder
Assistant Examiner—RoseLynne [Ulm] Cody
(74) *Attorney, Agent, or Firm*—Charles E. Baxley


(57) **CLAIM**

The ornamental design for a tilting inversion exercise table, as shown and described.

DESCRIPTION

FIG. 1 is a perspective view of a tilting inversion exercise table showing my new design;
FIG. 2 is a front elevational view thereof;
FIG. 3 is a rear elevational view thereof;
FIG. 4 is a top plan view thereof;
FIG. 5 is a bottom plan view thereof;
FIG. 6 is a left side elevational view thereof; and
FIG. 7 is a right side elevational view thereof; and,
FIG. 8 is a perspective view thereof, the base support depicted by means of broken lines being for illustrative purposes only and forming no part of the claimed design.

1 Claim, 7 Drawing Sheets



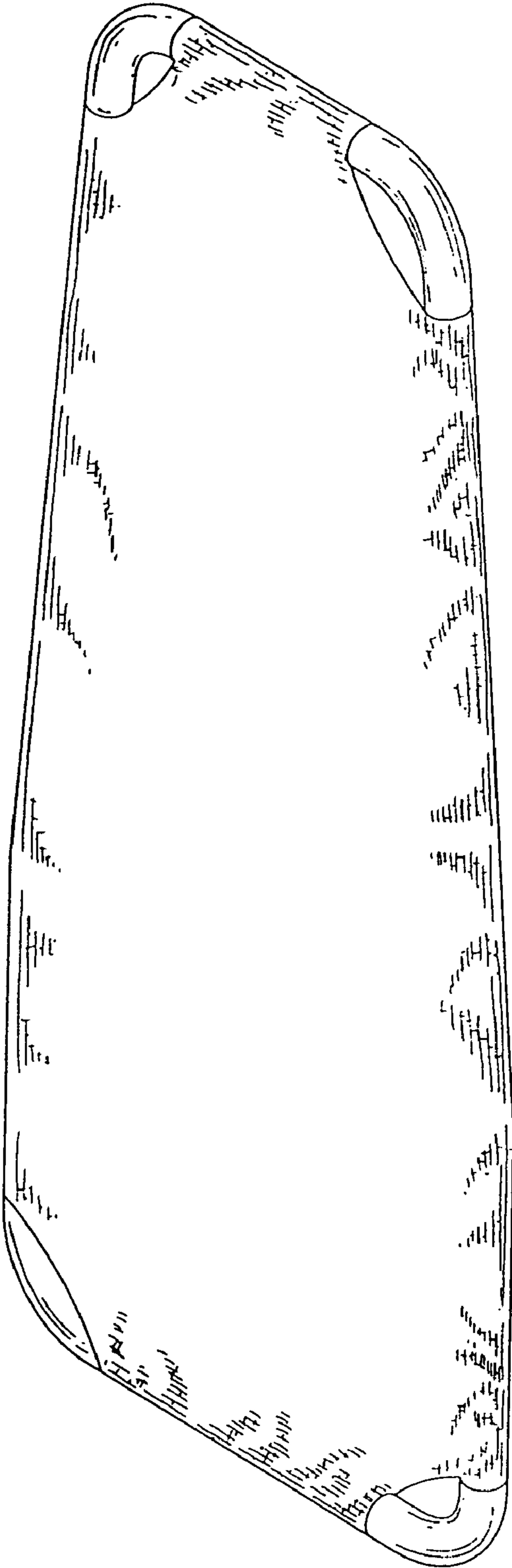


FIG. 1




FIG. 2




FIG. 3




FIG. 4

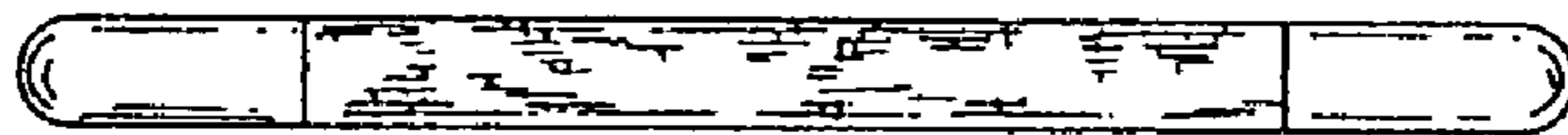


FIG. 5



FIG. 6



FIG. 7

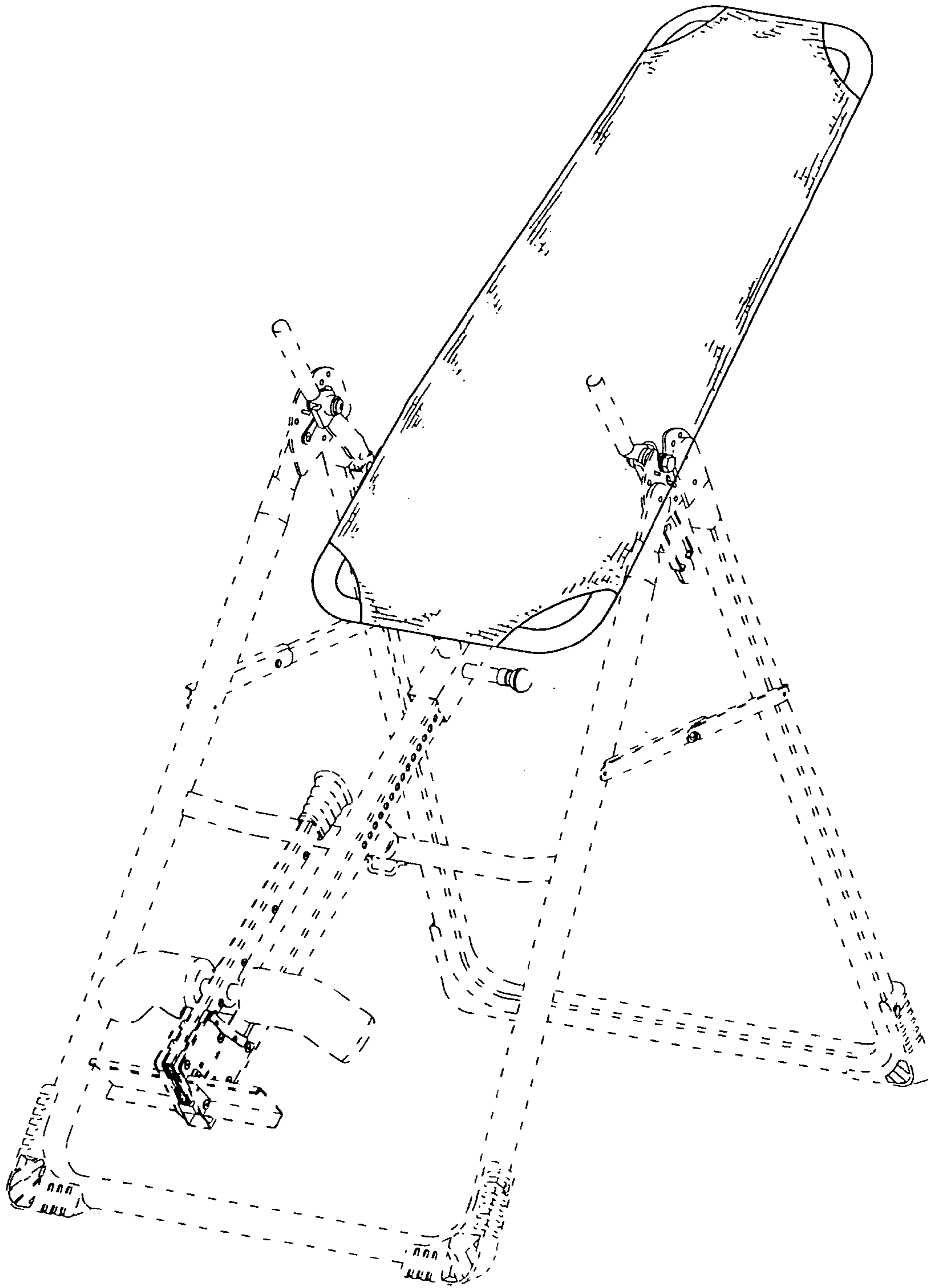


FIG. 8