



US00D551707S

(12) **United States Design Patent** (10) **Patent No.:** **US D551,707 S**
Neuenschwander et al. (45) **Date of Patent:** **** Sep. 25, 2007**

(54) **GRIPPED WRITING INSTRUMENT**

OTHER PUBLICATIONS

(75) Inventors: **Bill Neuenschwander**, Bel Air, MD (US); **Lin Wei Kung**, Tu-Cheng (TW)

Multifunctional Pen, #3018A, as viewed on www.jaguarpen.com, Feb. 6, 2007 (1 page).*

(73) Assignee: **Direct Medical Resources, Inc.**, Clifton, NJ (US)

* cited by examiner

(**) Term: **14 Years**

Primary Examiner—Elizabeth A. Albert
Assistant Examiner—Karen E. Eldridge
(74) *Attorney, Agent, or Firm*—Carr & Ferrell LLP

(21) Appl. No.: **29/243,901**

(57) **CLAIM**

(22) Filed: **Nov. 30, 2005**

The ornamental design for a gripped writing instrument, as shown and described.

(51) **LOC (8) Cl.** **19-06**

DESCRIPTION

(52) **U.S. Cl.** **D19/47**

(58) **Field of Classification Search** D19/35, D19/36, 41–51, 54–57; 40/334; 401/52, 401/99, 100, 104–109, 192, 195, 243–247
See application file for complete search history.

FIG. 1 is a perspective view of the gripped writing instrument showing bottom, front, and right sides of our new design;

FIG. 2 is a front view of the gripped writing instrument of FIG. 1;

(56) **References Cited**

U.S. PATENT DOCUMENTS

- D336,517 S * 6/1993 McKeown D24/133
- D341,622 S * 11/1993 Poisson D19/48
- D394,455 S * 5/1998 Izushima D19/48
- D428,918 S * 8/2000 Mittersinker D19/56
- D448,805 S * 10/2001 Willat et al. D19/55
- D497,643 S * 10/2004 Nishida D19/51
- D534,958 S * 1/2007 Nishida D19/51

FIG. 3 is a top view of the gripped writing instrument of FIG. 1;

FIG. 4 is a right side view of the gripped writing instrument of FIG. 1;

FIG. 5 is a rear view of the gripped writing instrument of FIG. 1;

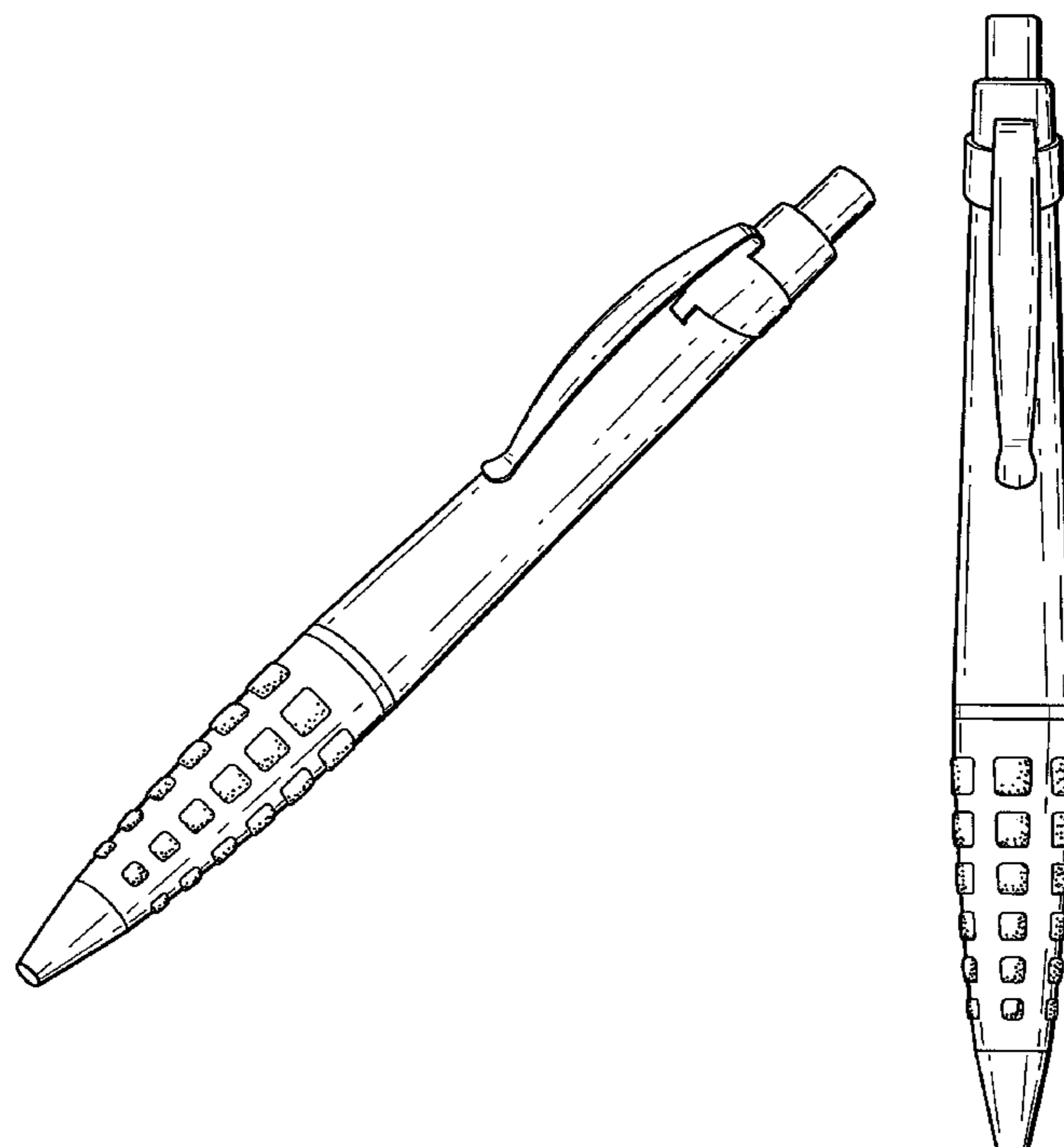
FIG. 6 is a left side view of the gripped writing instrument of FIG. 1; and,

FIG. 7 is a bottom view of the gripped writing instrument of FIG. 1.

FOREIGN PATENT DOCUMENTS

- WO WO DM/0058608 * 10/2001
- WO WO DM/063561 * 4/2003

1 Claim, 2 Drawing Sheets



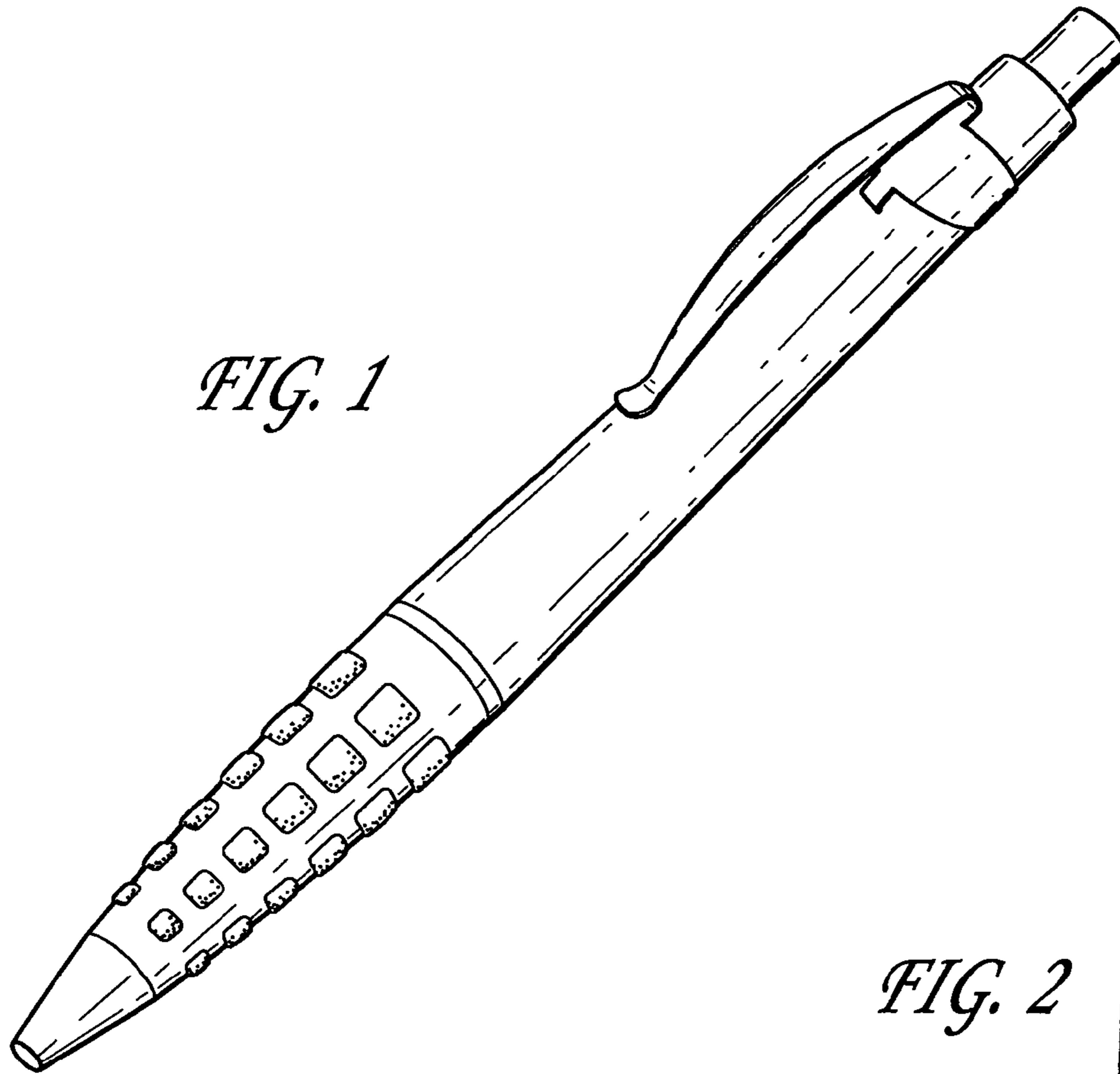


FIG. 1



FIG. 2

FIG. 3

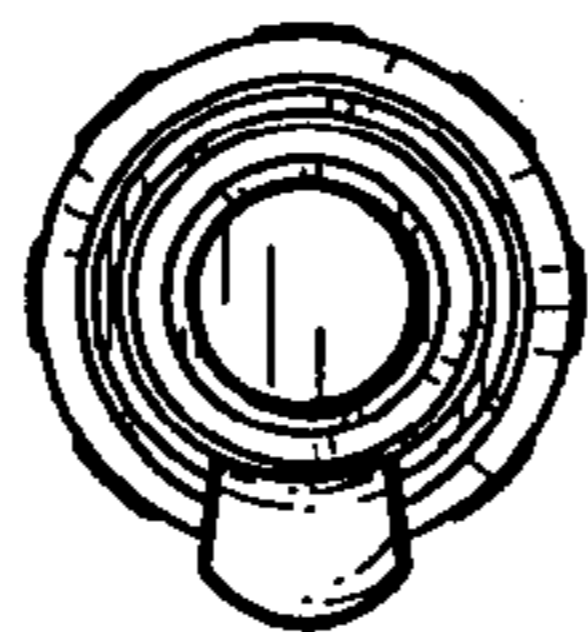


FIG. 5

FIG. 4

FIG. 6

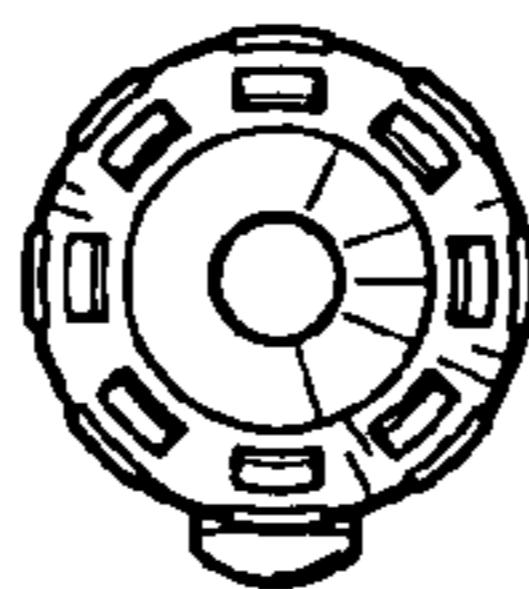
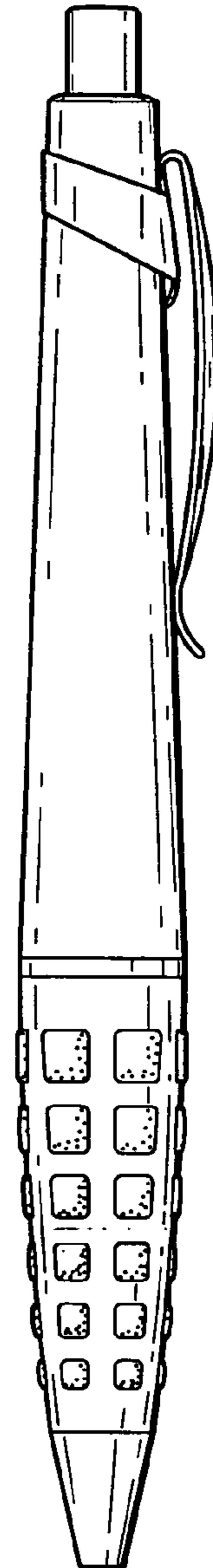

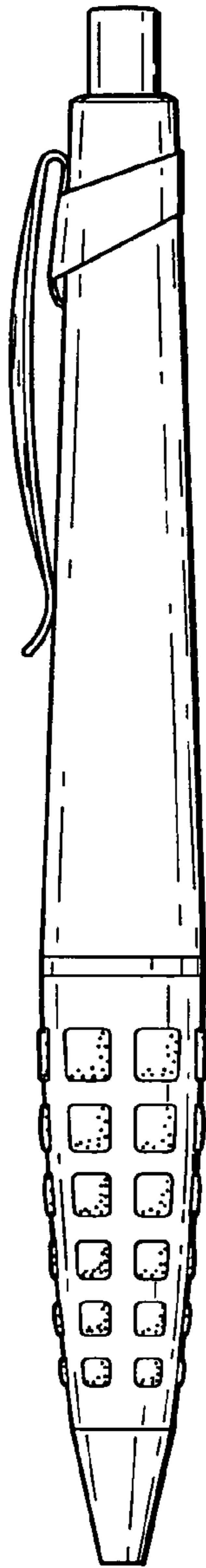


FIG. 7