



US00D551706S

(12) **United States Design Patent**
Atela et al.

(10) **Patent No.:** **US D551,706 S**

(45) **Date of Patent:** **** Sep. 25, 2007**

(54) **PEN**

(75) Inventors: **Pablo Fernandez Atela**, Madrid (ES);
William Richard Raucci, Berlin (DE)

(73) Assignee: **The Candy & Toy Factory, S.L.**,
Alcobendas (Madrid) (ES)

(**) Term: **14 Years**

(21) Appl. No.: **29/240,969**

(22) Filed: **Oct. 21, 2005**

(51) **LOC (8) Cl.** **19-06**

(52) **U.S. Cl.** **D19/43**

(58) **Field of Classification Search** D19/35,
D19/36, 41-51, 54-57; 24/11 R, 11 F, 11 P;
401/52, 99, 100, 104, 105, 106, 107, 108,
401/109, 192, 195, 196

See application file for complete search history.

(56) **References Cited**

U.S. PATENT DOCUMENTS

- D121,406 S * 7/1940 Whitehouse D19/48
- 6,273,627 B1 * 8/2001 Mittersinker et al. 401/117
- D473,590 S * 4/2003 Mittersinker D19/57

- 6,755,584 B2 * 6/2004 O'Brien et al. 401/117
- D497,388 S * 10/2004 Kit D19/36
- 7,097,377 B1 * 8/2006 Rigoni 401/195
- 2005/0074271 A1 * 4/2005 Kageyama et al. 401/195

* cited by examiner

Primary Examiner—Elizabeth A. Albert

(74) *Attorney, Agent, or Firm*—Young & Thompson

(57) **CLAIM**

The ornamental design for a pen, as shown in and described.

DESCRIPTION

FIG. 1 is a top, front and side perspective view of a pen showing our new design;

FIG. 2 is a front elevational view thereof;


FIG. 3 is a side elevational view thereof from the right of FIG. 2, the side elevational view from the left of FIG. 2 being a mirror image thereof;

FIG. 4 is rear elevational view thereof;

FIG. 5 is a top plan view thereof; and,

FIG. 6 is a bottom plan view thereof.

1 Claim, 5 Drawing Sheets






FIG. 1

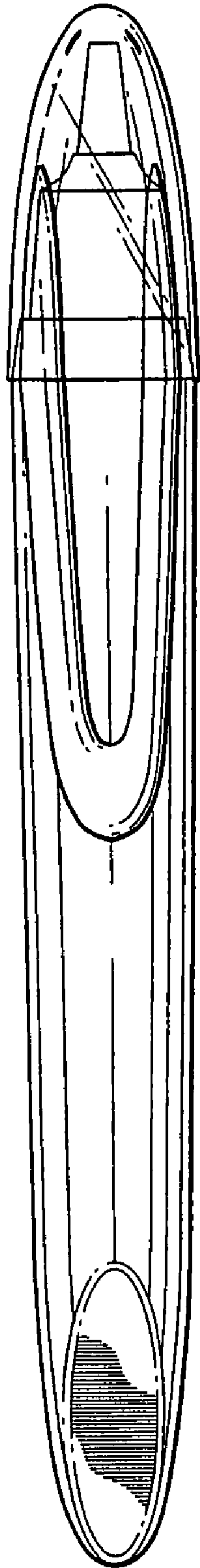


FIG.2

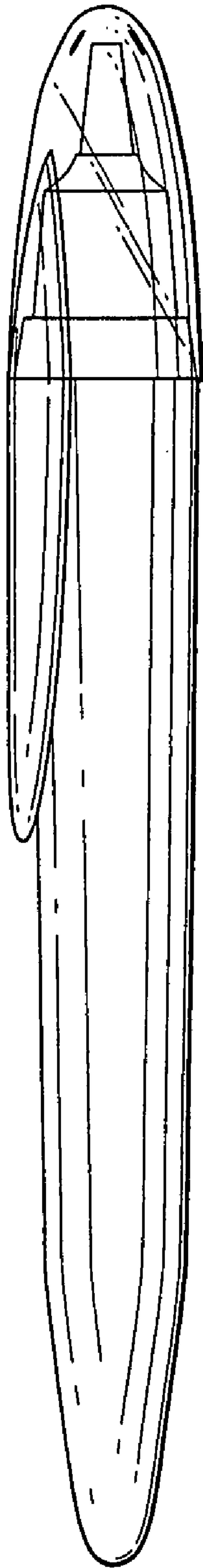


FIG. 3




FIG. 4

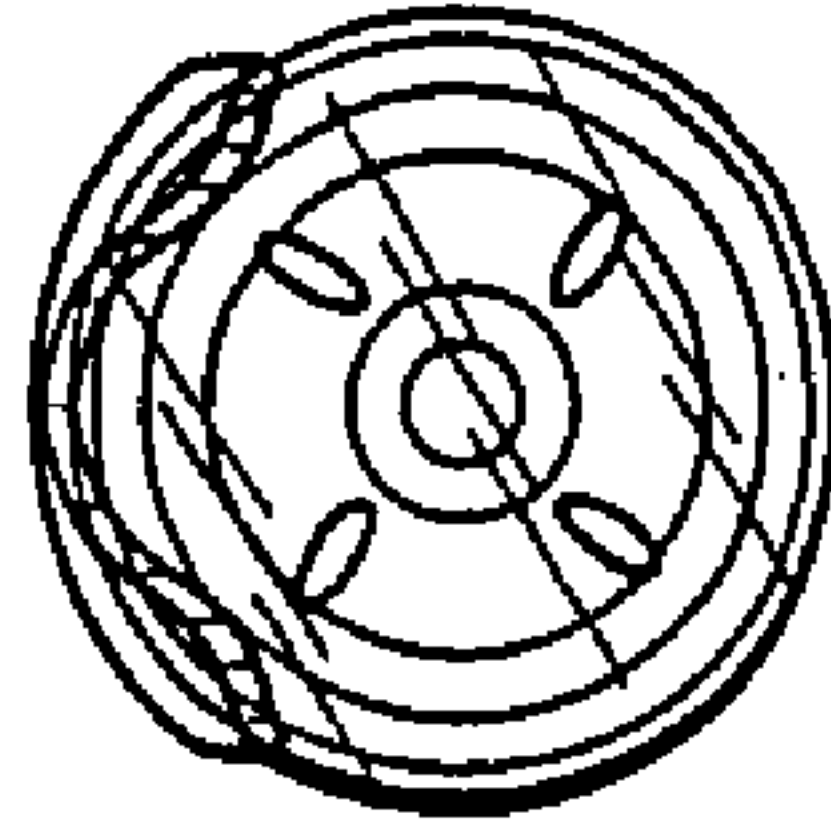


FIG. 5

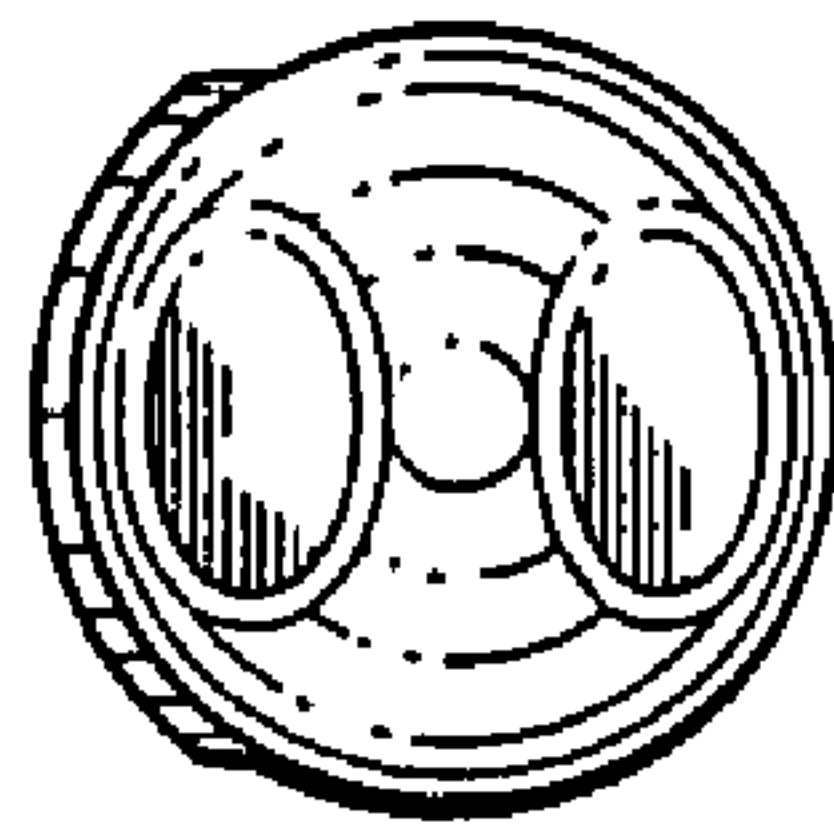


FIG. 6