



US00D551703S

(12) **United States Design Patent**
Baker et al.

(10) **Patent No.:** **US D551,703 S**

(45) **Date of Patent:** **** Sep. 25, 2007**

(54) **BOOK AND GAME BOARD COMBINATION**

(75) Inventors: **Elizabeth Baker**, Brooklyn, NY (US);
Patricia Ann Harris, Nutley, NJ (US)

(73) Assignee: **Hachette Book Group USA, Inc.**, New York, NY (US)

(**) Term: **14 Years**

(21) Appl. No.: **29/235,829**

(22) Filed: **Aug. 4, 2005**

(51) **LOC (8) Cl.** **19-04**

(52) **U.S. Cl.** **D19/26**

(58) **Field of Classification Search** D19/26,
D19/27, 28, 29, 30, 31, 32, 33; D3/201,
D3/249, 247; D21/335; 283/63.1; 281/29,
281/38, 27.3, 15.1, 27.2; 402/3, 4, 31, 19;
206/472

See application file for complete search history.

(56) **References Cited**

U.S. PATENT DOCUMENTS

3,758,693	A *	9/1973	Ebert	434/261
D301,346	S *	5/1989	Sjostrand et al.	D21/335
4,907,905	A *	3/1990	Fournier	402/80 R
5,226,822	A *	7/1993	Morris	434/359
5,378,022	A *	1/1995	French et al.	281/31
D356,120	S *	3/1995	Allen	D21/335
5,417,510	A *	5/1995	Stout	402/76
5,803,748	A *	9/1998	Maddrell et al.	434/317
5,989,033	A *	11/1999	Burgio	434/88
6,041,215	A *	3/2000	Maddrell et al.	434/317

6,095,818	A *	8/2000	Brazley	434/173
6,189,932	B1	2/2001	Kaufman		
6,247,729	B1 *	6/2001	Kaufman	281/22
D468,349	S *	1/2003	Scott et al.	D19/26
6,572,378	B1 *	6/2003	Rehkemper et al.	434/85
6,672,785	B1 *	1/2004	O'Hara et al.	402/79
D495,361	S *	8/2004	Cowie et al.	D19/27
7,120,385	B2 *	10/2006	Marggraff	434/317
2003/0210949	A1 *	11/2003	Tims	402/73
2005/0042584	A1 *	2/2005	Ekberg	434/169

* cited by examiner

Primary Examiner—Cathron C. Brooks

Assistant Examiner—Austin Murphy

(74) *Attorney, Agent, or Firm*—Collard & Roe, P.C.

(57) **CLAIM**

A book and game board combination, as shown and described.

DESCRIPTION

FIG. 1 is a front perspective view of the book and game board combination in an open position;

FIG. 2 is a front perspective view of the invention in a closed position;

FIG. 3 is a back view of the invention shown in FIG. 2;

FIG. 4 is a left side view of the invention shown in FIG. 2;

FIG. 5 is a right side view of the invention as shown in FIG. 2; and,

FIG. 6 is a bottom view of the invention as shown in FIG. 2 with the top view being identical.

1 Claim, 3 Drawing Sheets


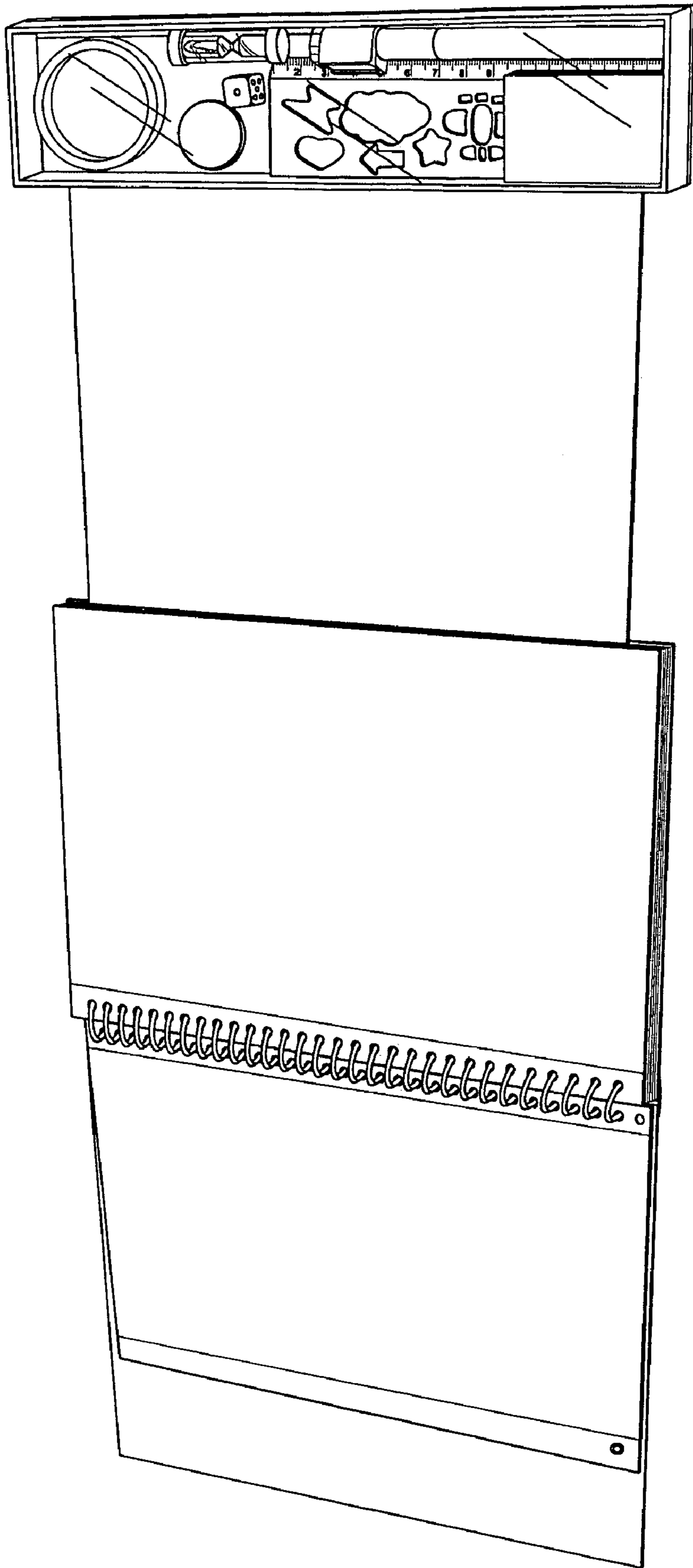


FIG. 1



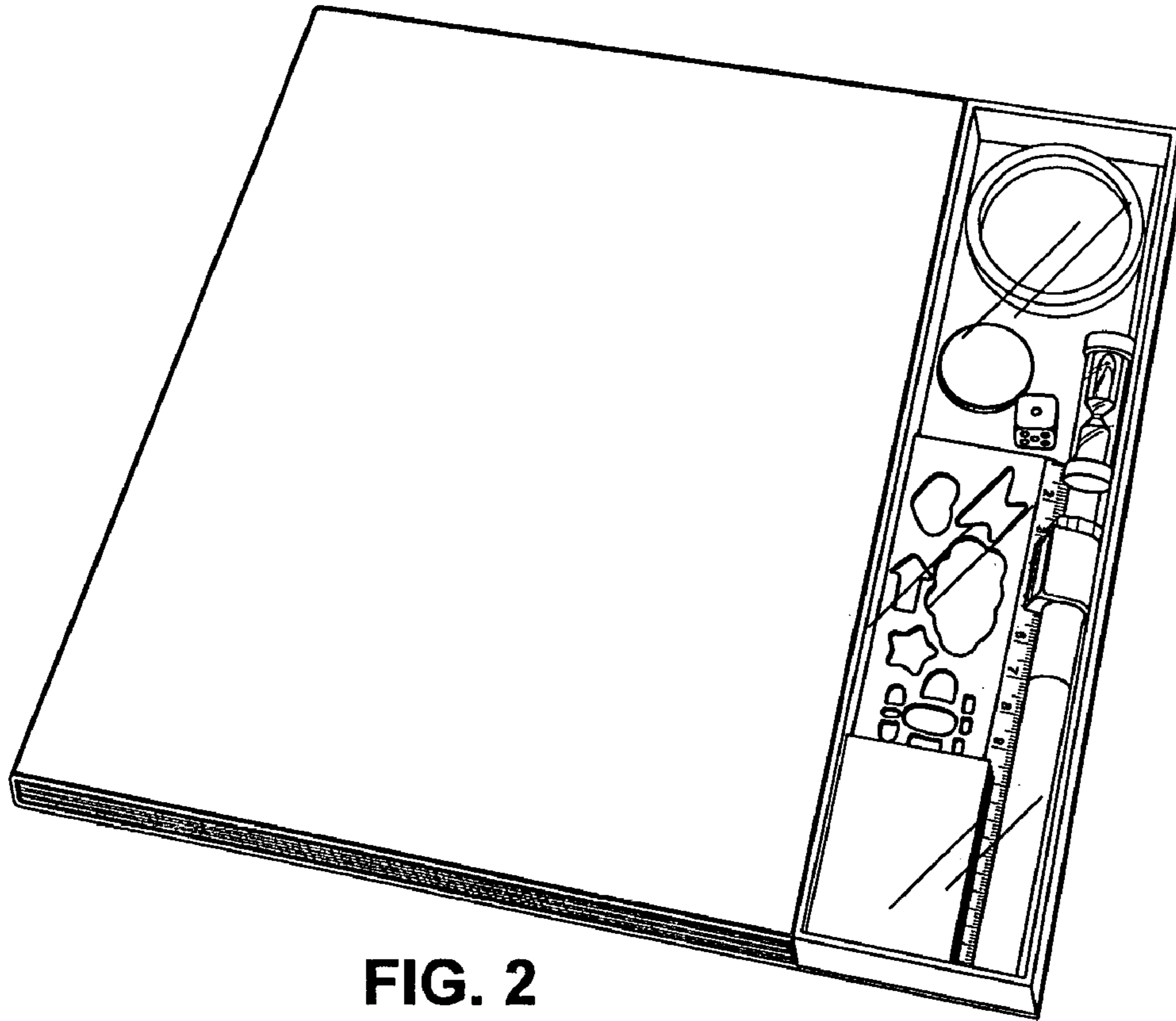


FIG. 2




FIG. 3




FIG. 4




FIG. 5



FIG. 6