



US00D551697S

(12) **United States Design Patent**
Joachim et al.

(10) **Patent No.:** **US D551,697 S**

(45) **Date of Patent:** **** Sep. 25, 2007**

(54) **VERTICAL FEED PAPER SHREDDER**

(75) Inventors: **David Joachim**, Bridgewater, NJ (US);
Timothy C. Repp, Pleasant Valley, CT (US)

(73) Assignee: **Royal Consumer Information Products, Inc.**, Somerset, NJ (US)

(**) Term: **14 Years**

(21) Appl. No.: **29/237,088**

(22) Filed: **Aug. 26, 2005**

(51) **LOC (8) Cl.** **18-04**

(52) **U.S. Cl.** **D18/34.5**

(58) **Field of Classification Search** D18/34.1-34.9,
D18/99, 50; 83/167, 289, 302, 203, 523,
83/633; 241/169.1, 36, 154, 157, 222, 224,
241/158.1, 295, 37.5, 100, 236; 385/13;
D34/7, 8, 9; D14/351, 352

See application file for complete search history.

(56) **References Cited**

U.S. PATENT DOCUMENTS

6,164,573	A *	12/2000	Li-Ming	241/100
D440,223	S *	4/2001	Yeh	D14/351
D452,240	S *	12/2001	Huh et al.	D14/351
D461,186	S *	8/2002	Chen et al.	D14/351
D467,582	S *	12/2002	Chen et al.	D14/351
D501,476	S *	2/2005	Quijano	D14/352
D502,729	S	3/2005	Lo	D18/34
D502,960	S	3/2005	Lo	D18/34

D502,961	S	3/2005	Lo	D18/34
D503,021	S *	3/2005	Yang et al.	D34/9
6,962,301	B1 *	11/2005	Chang	241/100
7,025,293	B2 *	4/2006	Matlin et al.	241/100
D521,706	S *	5/2006	Lin	D34/9
7,040,559	B2 *	5/2006	Matlin et al.	241/100
D524,504	S *	7/2006	Lin	D34/9
7,083,131	B2 *	8/2006	Ting	241/100

FOREIGN PATENT DOCUMENTS

GB 3002610 * 7/2002

* cited by examiner

Primary Examiner—Charles A. Rademaker

(74) *Attorney, Agent, or Firm*—Roberts & Roberts, LLP

(57) **CLAIM**

The ornamental design for a vertical feed paper shredder, as shown and described.

DESCRIPTION

FIG. 1 is a front perspective view of a vertical feed paper shredder showing our new design.

FIG. 2 is a top plan view thereof.

FIG. 3 is a front elevational view thereof.

FIG. 4 is a left side view thereof.

FIG. 5 is a right side view thereof.

FIG. 6 is a rear elevational view thereof; and,

FIG. 7 is a bottom view thereof.

1 Claim, 7 Drawing Sheets

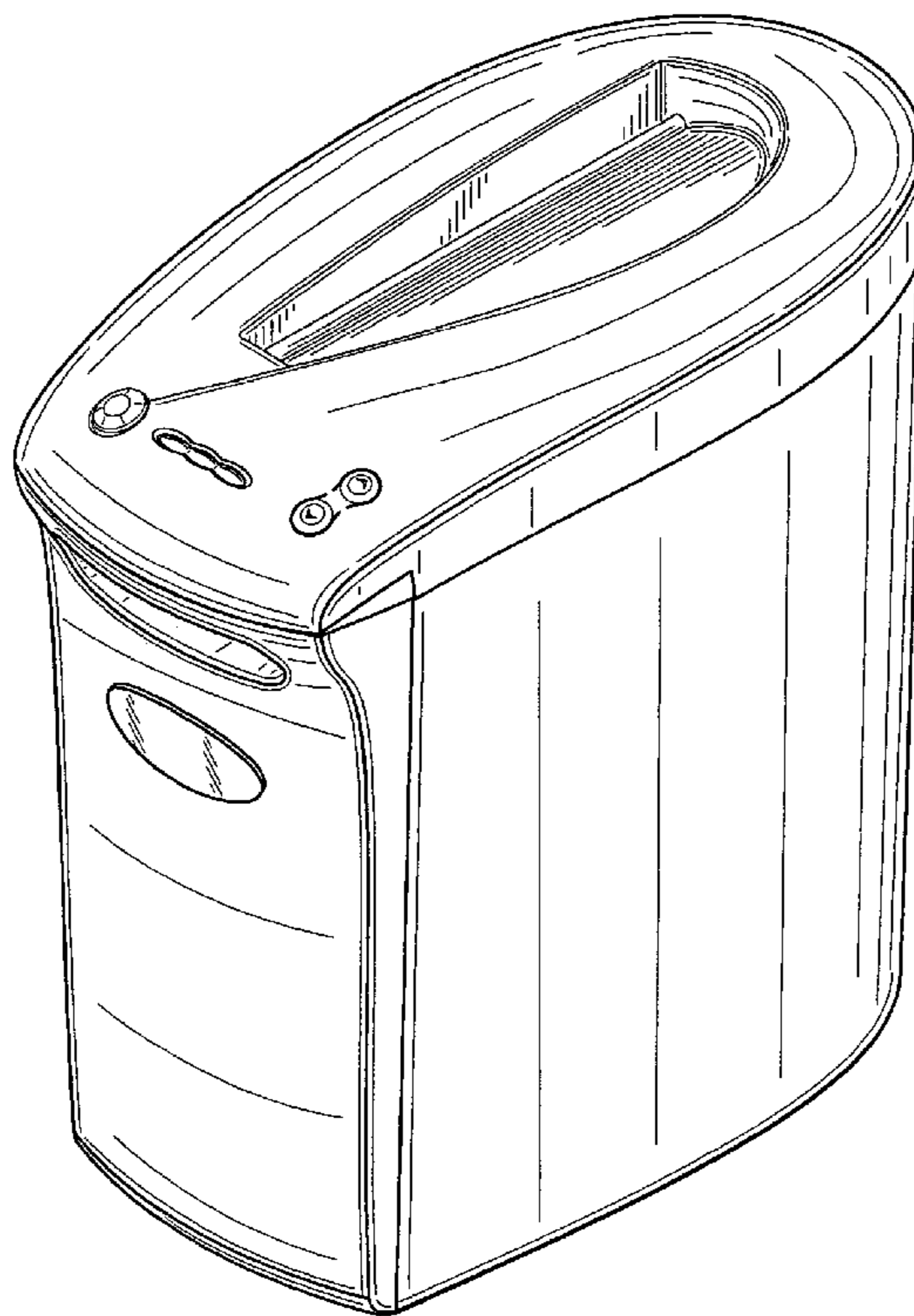


FIG. 1

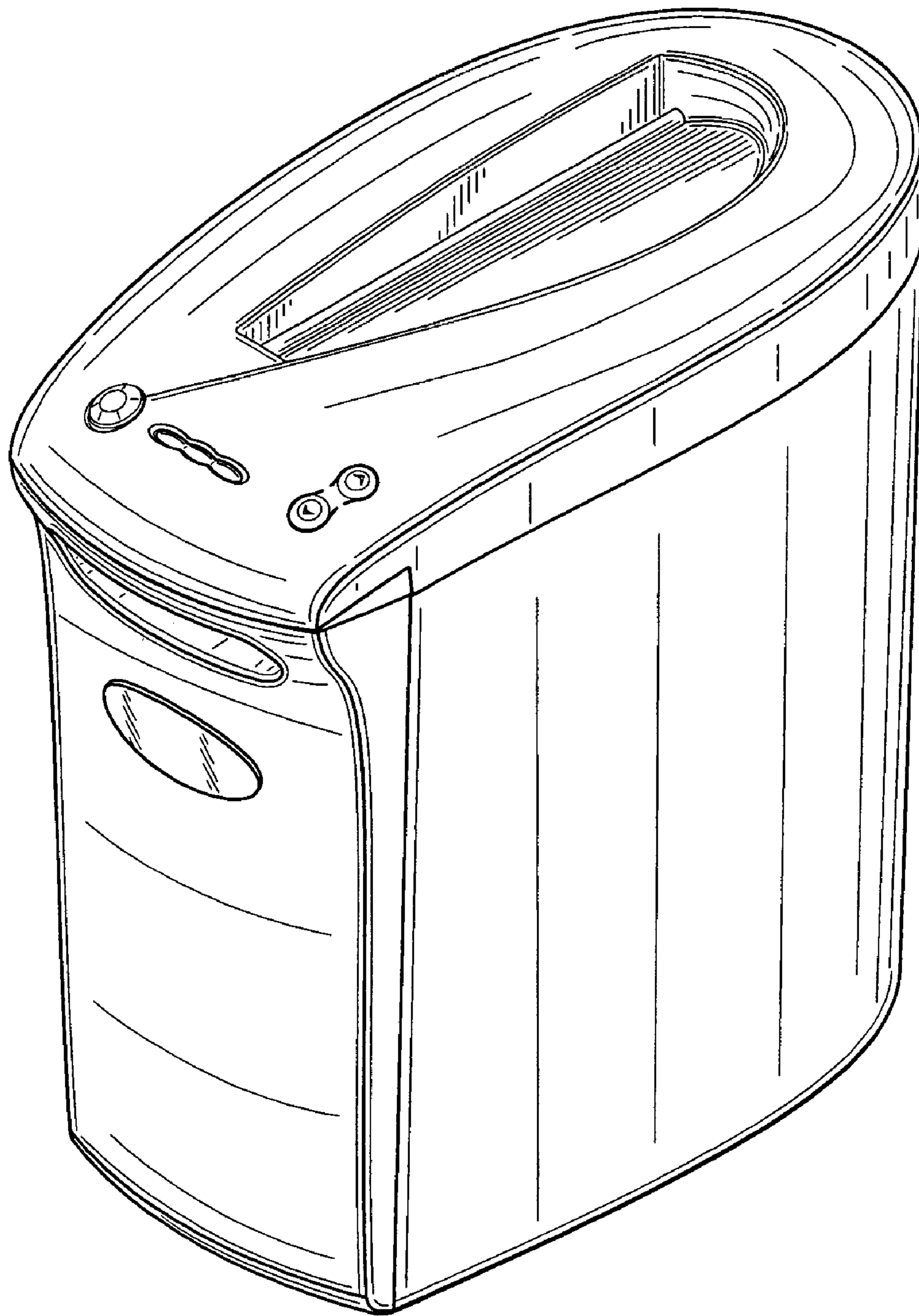


FIG. 2

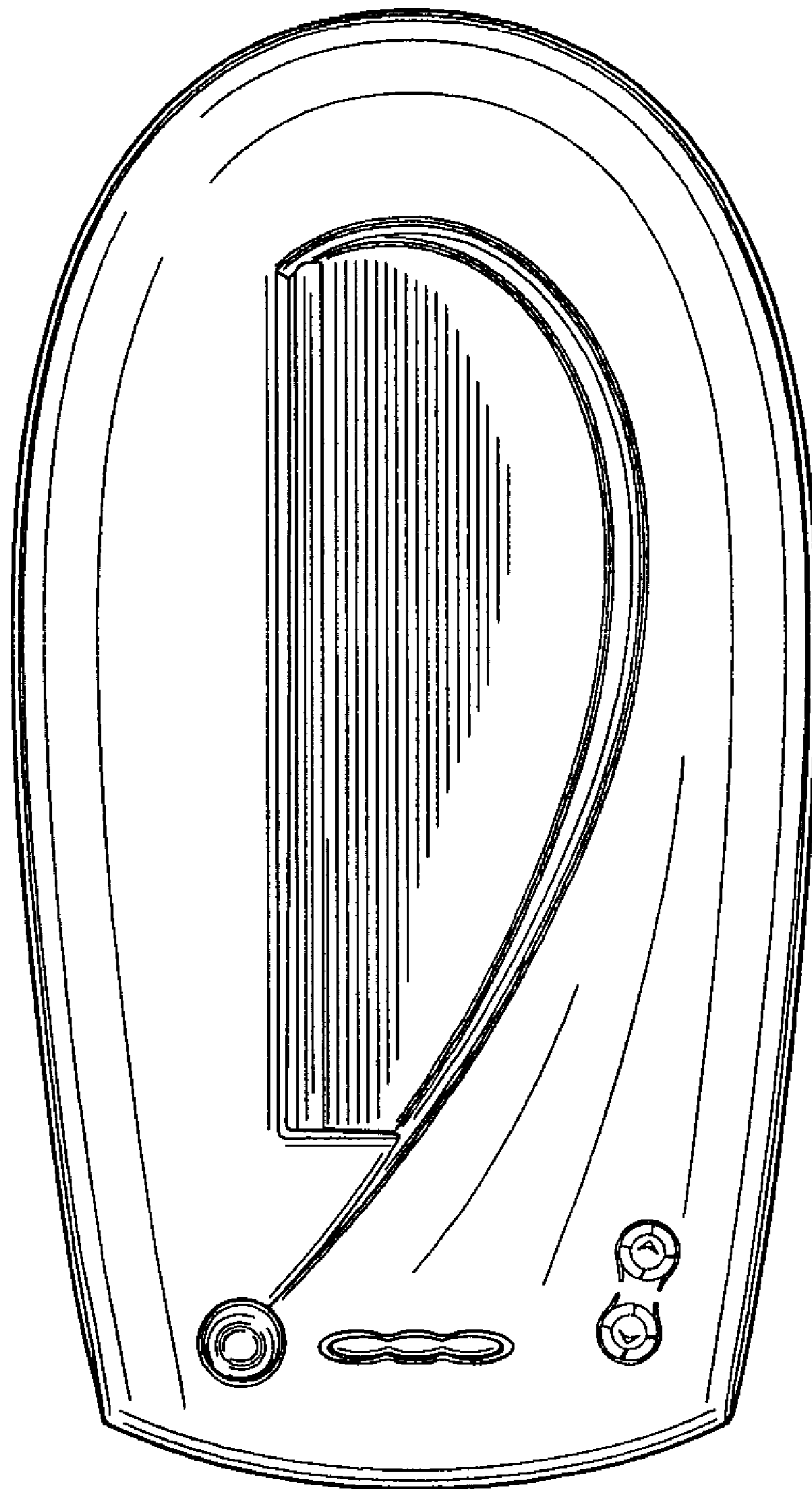


FIG. 3

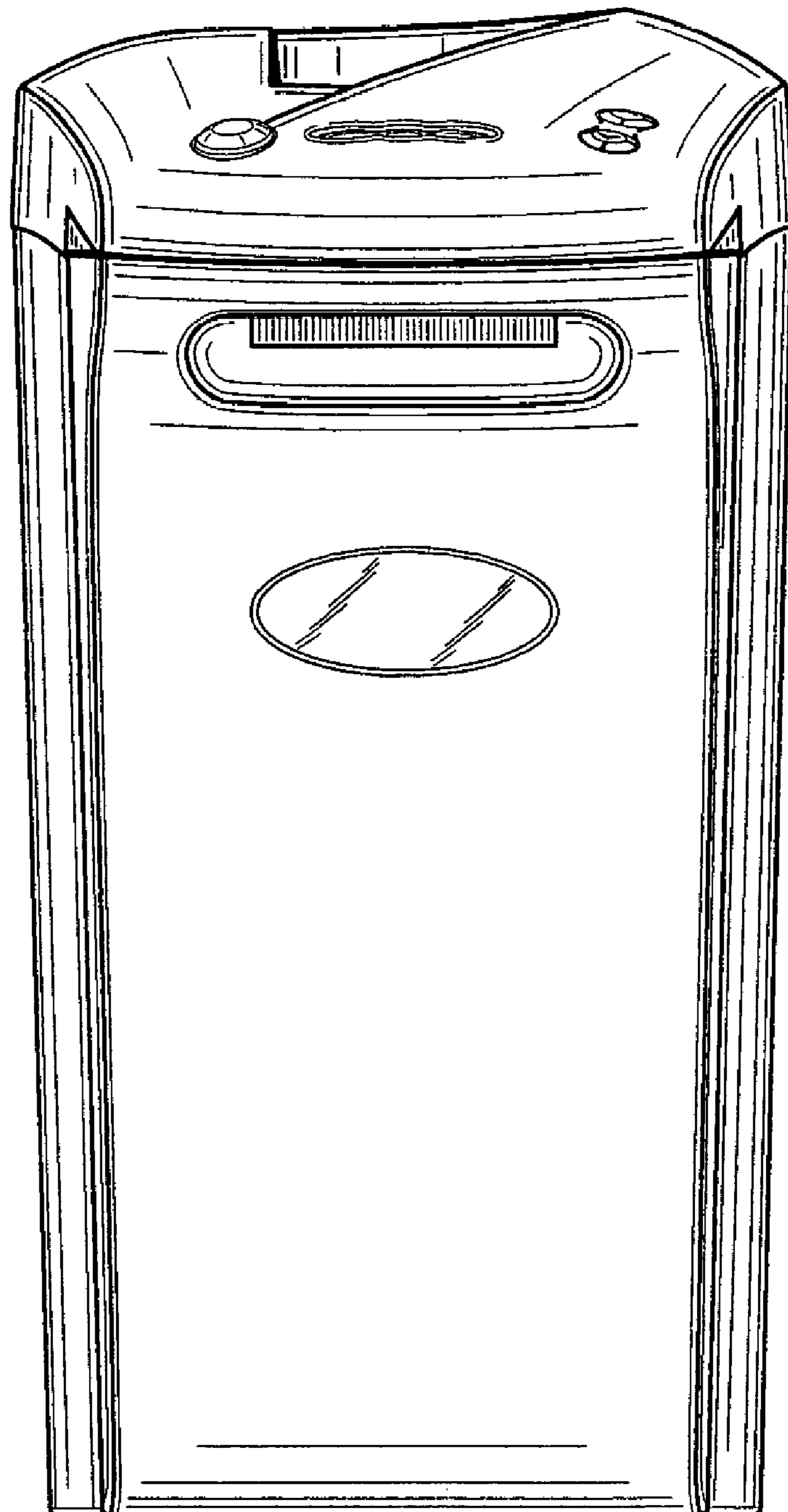


FIG. 4




FIG. 5




FIG. 6

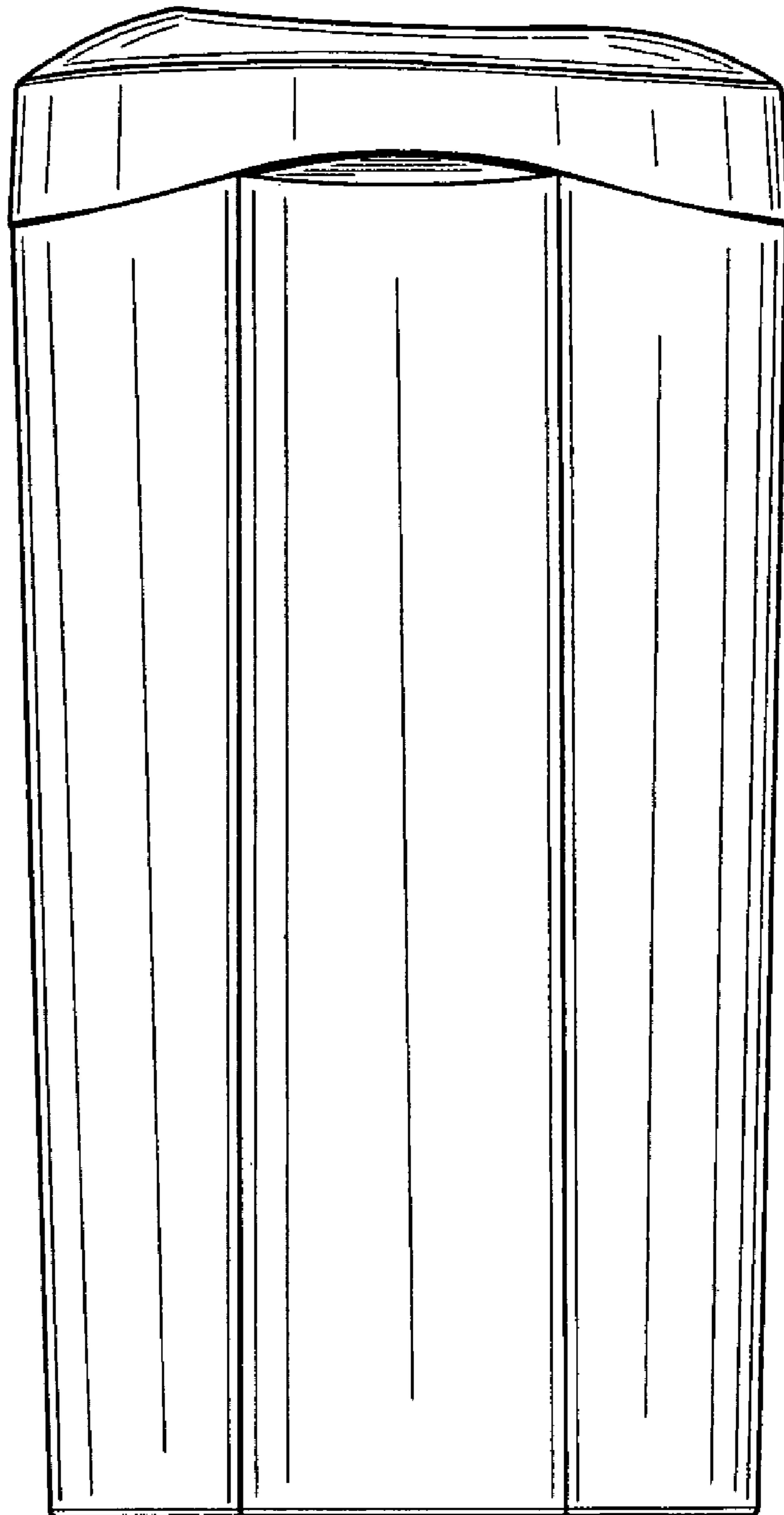


FIG. 7

