



US00D551665S

(12) **United States Design Patent**
Tom et al.

(10) **Patent No.:** **US D551,665 S**

(45) **Date of Patent:** **** Sep. 25, 2007**

(54) **MEDIA DISPLAY UNIT**

(75) Inventors: **Steven Tom**, San Diego, CA (US);
Stuart J. Crosby, Encinitas, CA (US);
Paul M. Banasik, Lewisville, NC (US);
John Robert Orrell, Jr., Advance, NC
(US); **Clayton Dumstorff**, San Diego,
CA (US); **Pamela Martin**, San Diego,
CA (US); **Joel Delman**, Chicago, IL
(US)

(73) Assignee: **QUALCOMM Incorporated**, San
Diego, CA (US)

(**) Term: **14 Years**

(21) Appl. No.: **29/262,215**

(22) Filed: **Jun. 27, 2006**

(51) **LOC (8) Cl.** **14-02**

(52) **U.S. Cl.** **D14/346; D14/371**

(58) **Field of Classification Search** D14/341-346,
D14/371-375, 125-129, 218, 388; 345/104,
345/156, 168, 173, 87; 348/180, 184, 325,
348/739; 248/917-924; 349/1, 2, 11, 62;
D10/65; D13/162

See application file for complete search history.

(56) **References Cited**

U.S. PATENT DOCUMENTS

D383,400 S * 9/1997 Wada D10/65
D416,910 S * 11/1999 Vasquez D14/218
D464,948 S * 10/2002 Vasquez et al. D14/218
D481,719 S * 11/2003 Okawa et al. D14/341

D494,937 S * 8/2004 You et al. D13/162
D501,463 S * 2/2005 Hisatsune D14/218
D504,427 S * 4/2005 Hsu Li D14/371
D505,676 S * 5/2005 Porter et al. D14/388
D506,733 S * 6/2005 Boyer, Jr. D14/126
D509,827 S * 9/2005 Johnson D14/374

* cited by examiner

Primary Examiner—Freda S Nunn

(74) *Attorney, Agent, or Firm*—QUALCOMM
Incorporated; Thomas Rouse; Richard Bachand

(57) **CLAIM**

The ornamental design for the media display unit, as shown
and described.

DESCRIPTION

FIG. 1 is a perspective view of the Invention showing the
new design in an operational orientation;

FIG. 2 is a top plan view of the Invention shown in FIG. 1;

FIG. 3 is a bottom plan view of the Invention shown in FIG.
1;

FIG. 4 is a right side view of the invention shown in FIG. 1;

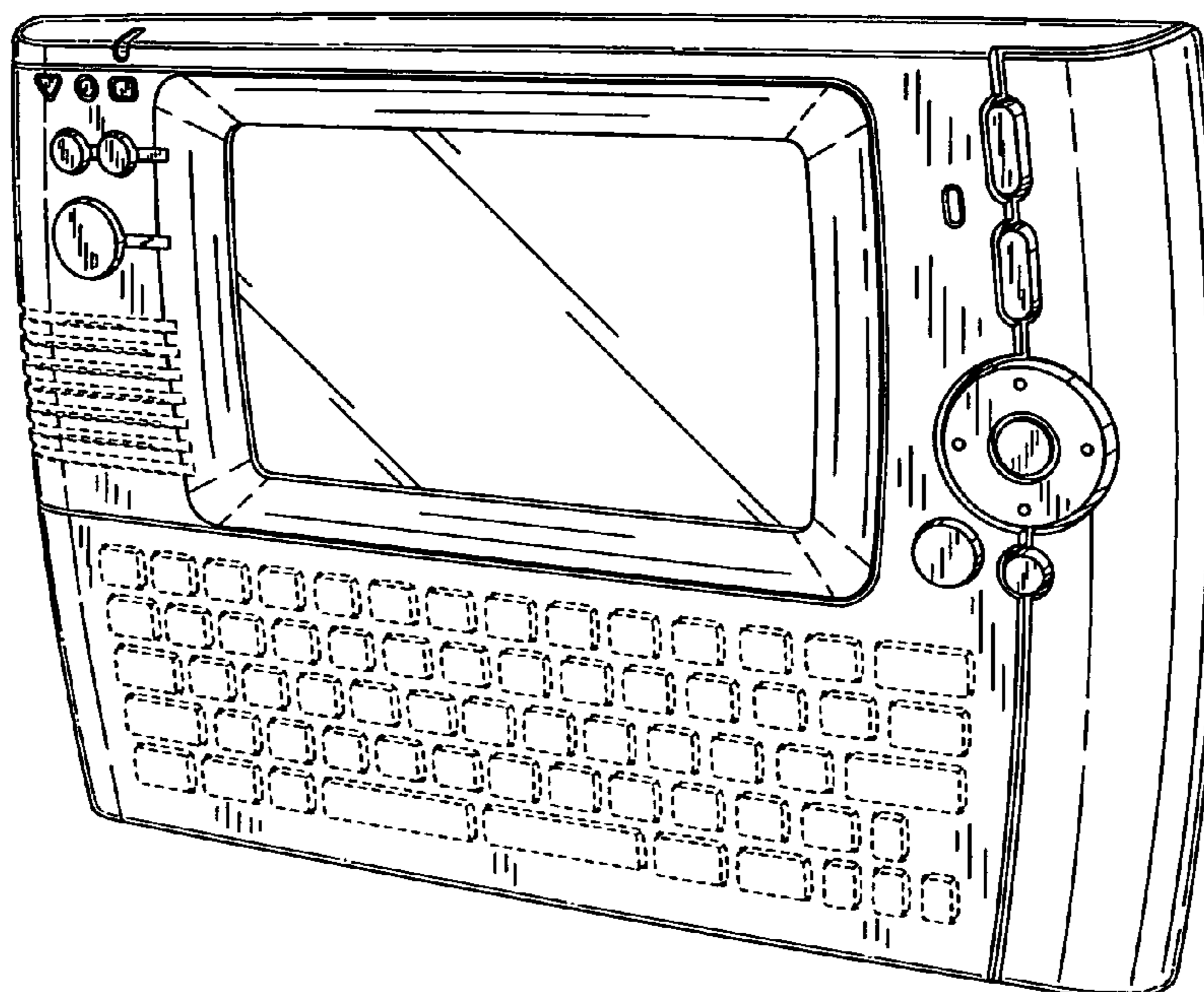
FIG. 5 is a left side view of the invention shown in FIG. 1;

FIG. 6 is a front view of the invention shown in FIG. 1; and,

FIG. 7 is a rear view of the invention shown in FIG. 1.

Features shown by broken lines are for illustrative purposes
only, and are not claimed as part of the invention. Any
stippling shown on the drawing figures is for shading
purposes and does not form part of the invention.

1 Claim, 5 Drawing Sheets






FIG.1

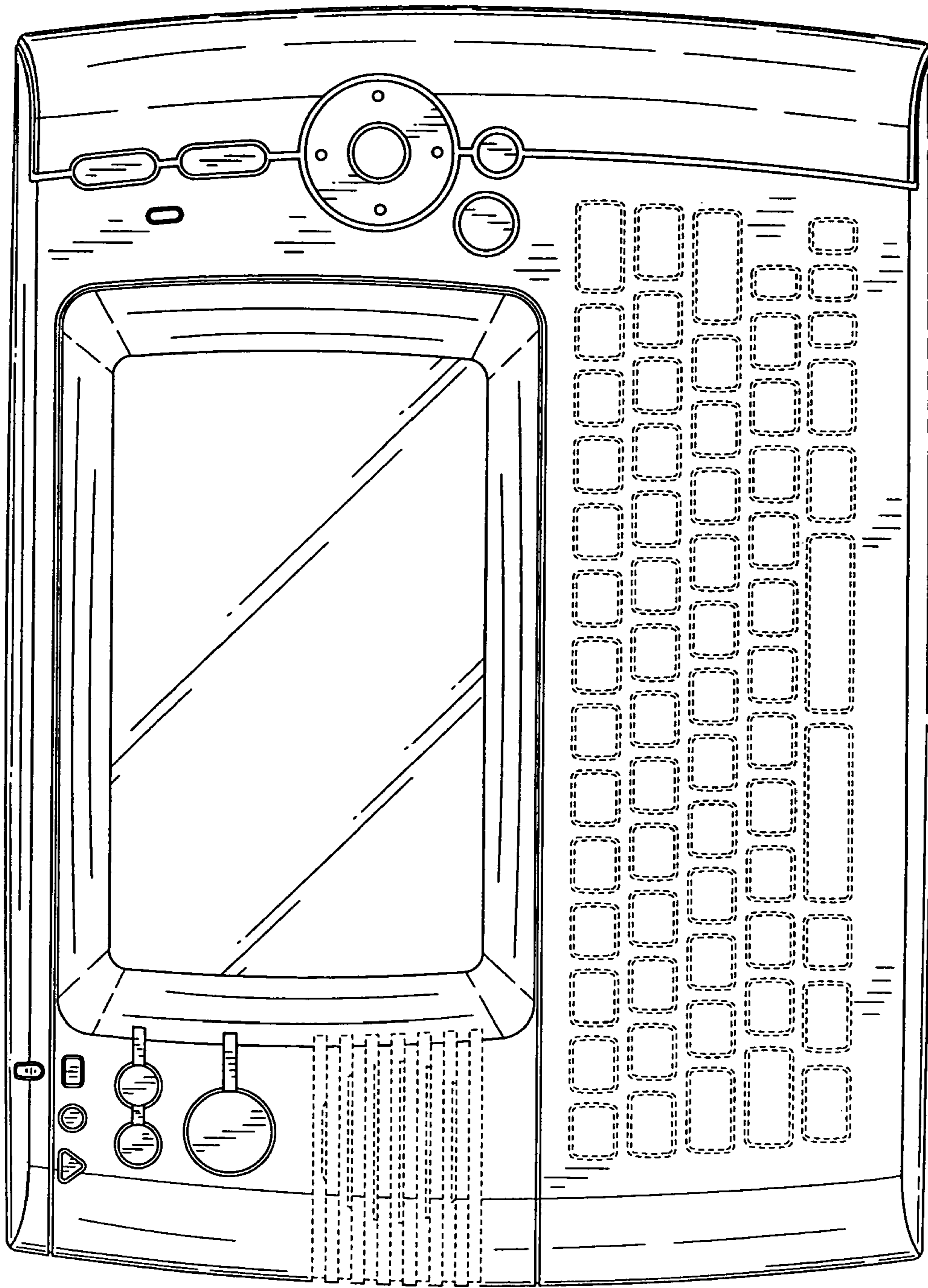


FIG.2




FIG.3

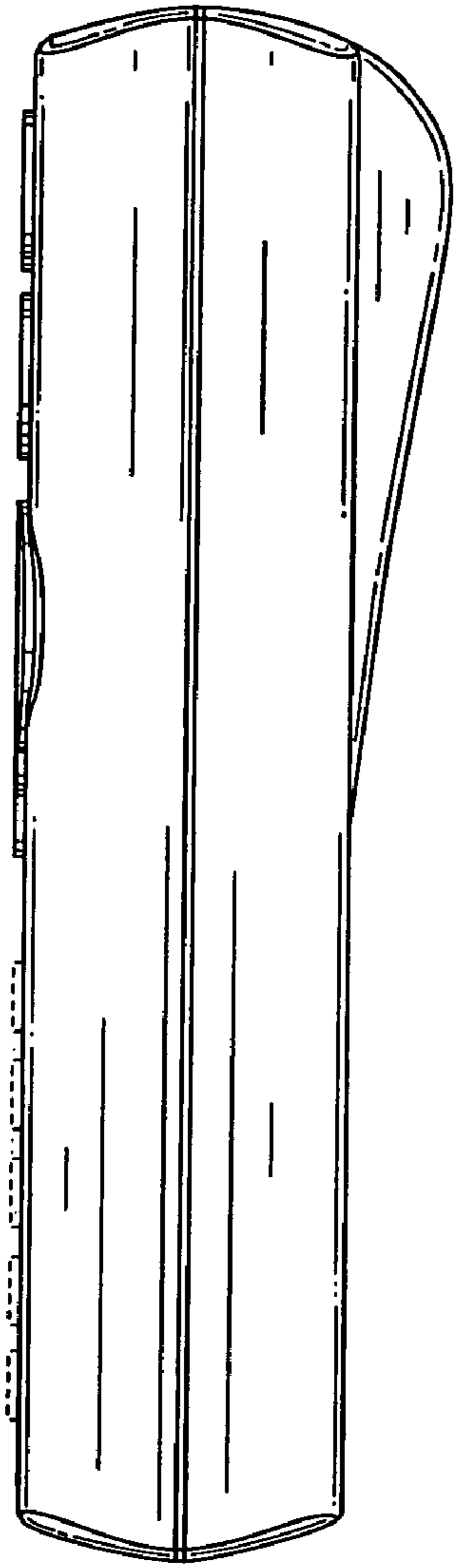


FIG.4

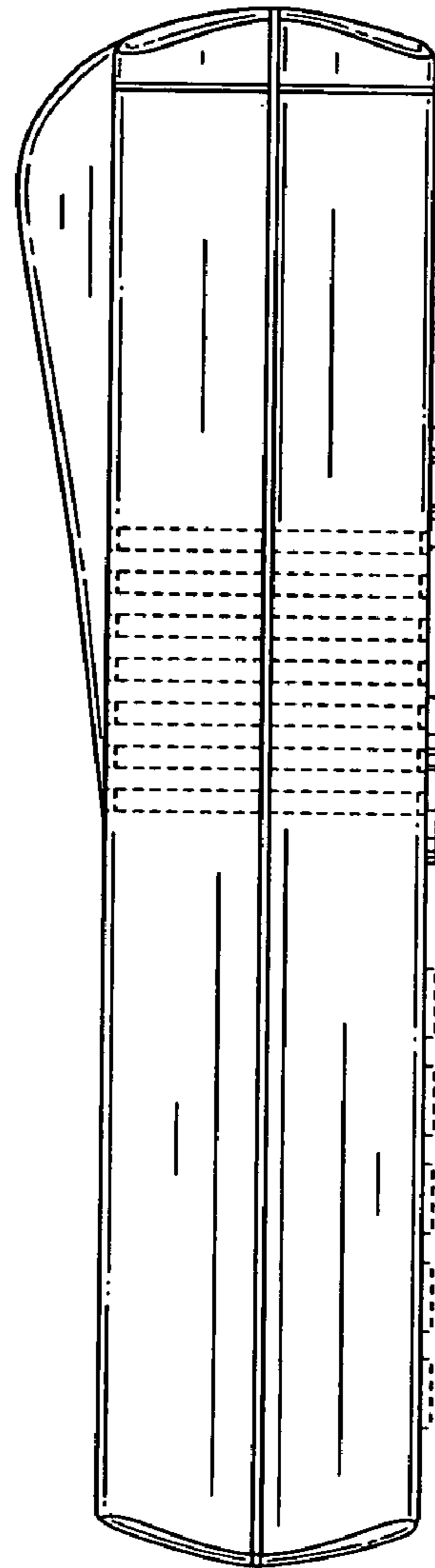


FIG.5




FIG. 6




FIG. 7