



US00D551623S

(12) **United States Design Patent** (10) **Patent No.:** **US D551,623 S**
Lee et al. (45) **Date of Patent:** **** Sep. 25, 2007**

(54) **ACTION PIN**

(75) Inventors: **Cheol-Seob Lee**, Daegu (KR);
Hang-Goo Cho, Daegu (KR);
Yong-Mun Choi, Kyung-sangbuk-Do (KR);
Chun-Chong Kim, Kyung-sangbuk-Do (KR)

(73) Assignee: **Tyco Electronics AMP Korea Ltd.**, Kyung-sangbuk-Do (KR)

(**) Term: **14 Years**

(21) Appl. No.: **29/234,004**

(22) Filed: **Jul. 12, 2005**

(30) **Foreign Application Priority Data**

Jan. 21, 2005 (KR) 30-2005-00020209

(51) **LOC (8) Cl.** **13-03**

(52) **U.S. Cl.** **D13/133**

(58) **Field of Classification Search** D13/123,
D13/133, 154, 184, 199; 439/136-139, 147,
439/266, 324

See application file for complete search history.

(56) **References Cited**

U.S. PATENT DOCUMENTS

4,469,394 A * 9/1984 Verhoeven 439/873
D278,230 S * 4/1985 Kominiak et al. D13/133
D279,669 S * 7/1985 Robinson D13/133
D280,401 S * 9/1985 Armistead D13/133
4,936,797 A * 6/1990 Wehrle et al. 439/751
5,487,684 A * 1/1996 Schalk et al. 439/751

D413,860 S * 9/1999 Matthews D13/133
6,997,757 B2 * 2/2006 Roshardt 439/751
2006/0264076 A1 * 11/2006 Chen 439/82
2007/0010139 A1 * 1/2007 Chen 439/751

FOREIGN PATENT DOCUMENTS

JP 7-297562 A 11/1995

* cited by examiner

Primary Examiner—Stella Reid
Assistant Examiner—Daniel Bui
(74) *Attorney, Agent, or Firm*—Barley Snyder LLC

(57) **CLAIM**

The ornamental design for an action pin, as shown and described.

DESCRIPTION

FIG. 1 is a top front perspective view of an action pin showing our new design;

FIG. 2 is a front elevation view thereof;

FIG. 3 is a rear elevation view thereof;

FIG. 4 is a left-side elevation view thereof;

FIG. 5 is a right-side elevation view thereof;

FIG. 6 is a top plan view thereof;

FIG. 7 is a bottom plan view thereof; and,

FIG. 8 is a front elevation view thereof, in used condition.

The broken line showing of the environment is for illustrative purposes only and forms no part of the claimed design.

1 Claim, 5 Drawing Sheets

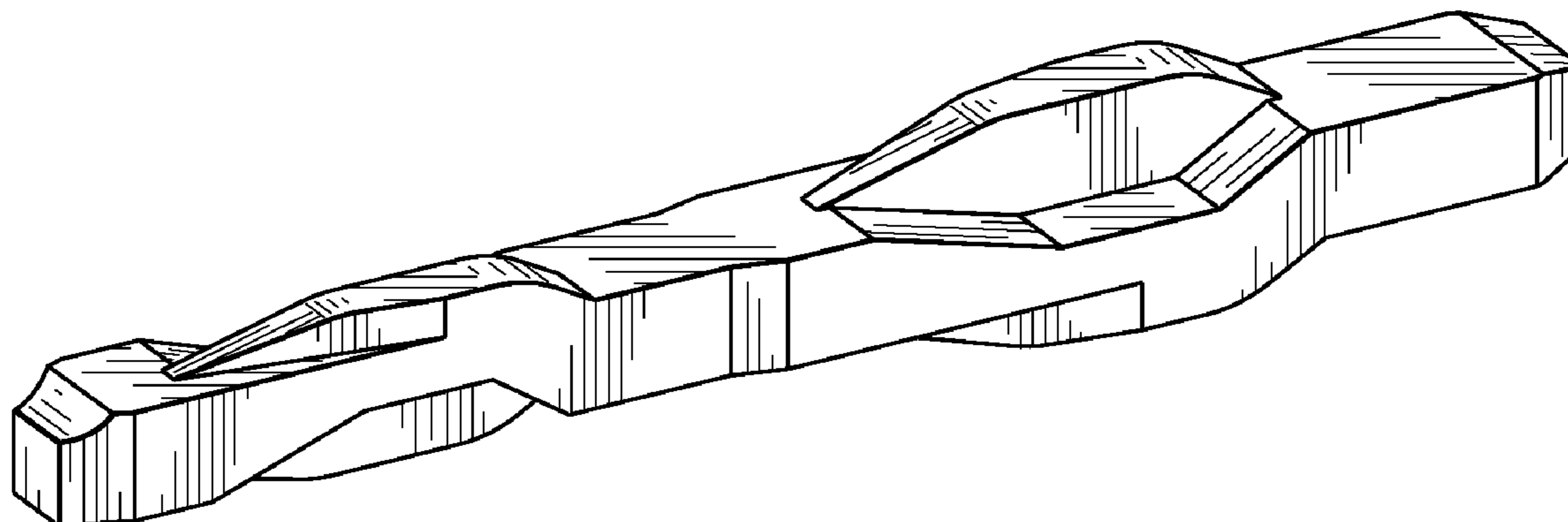


FIG. 1

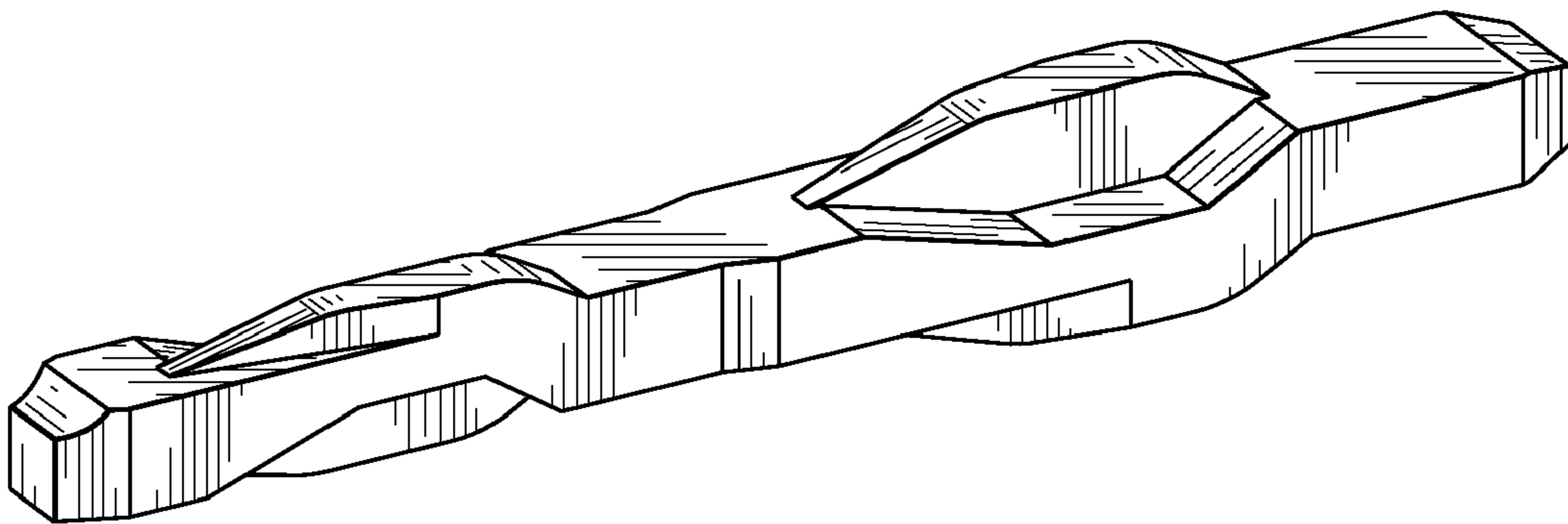


FIG. 2

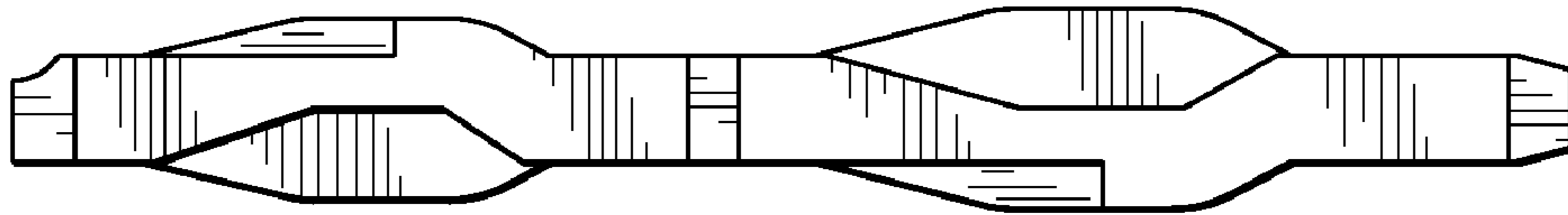


FIG. 3

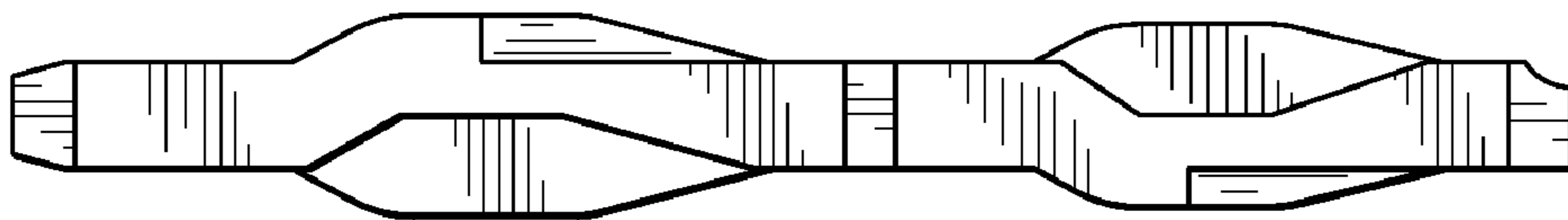


FIG. 4

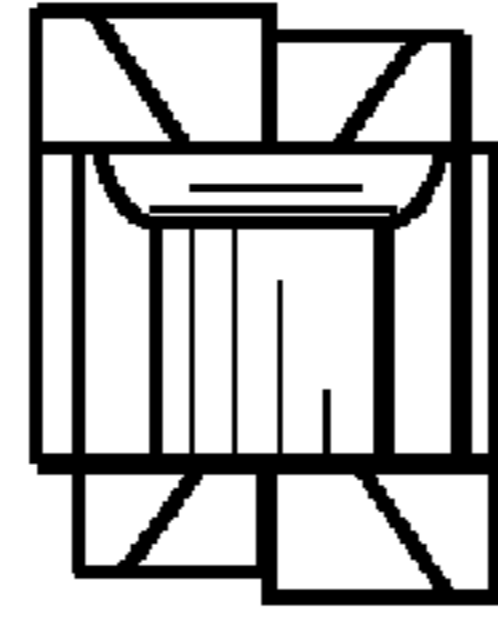


FIG. 5

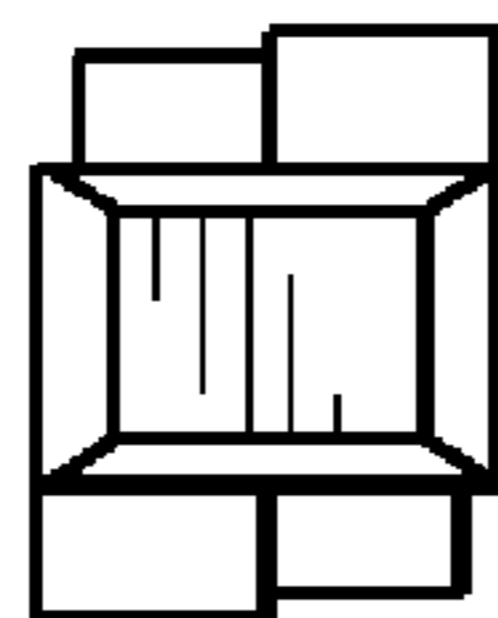


FIG. 6

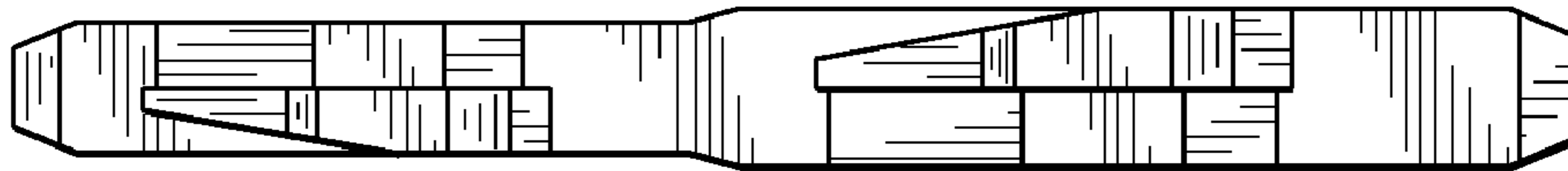


FIG. 7

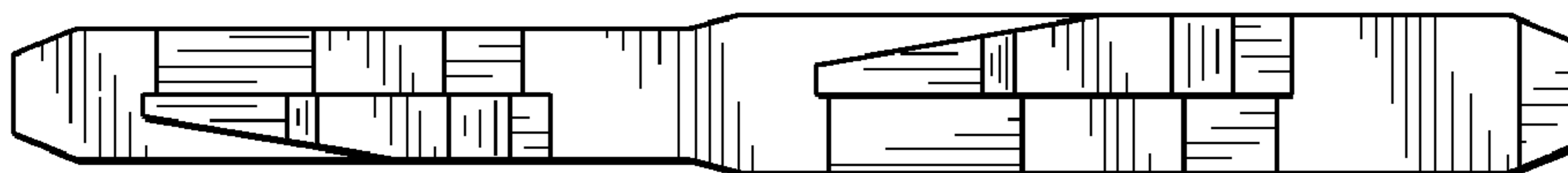


FIG. 8

