



US00D551599S

(12) **United States Design Patent** (10) **Patent No.:** **US D551,599 S**
Simons et al. (45) **Date of Patent:** **** Sep. 25, 2007**

(54) **GRILLE FOR TRUCK**

(75) Inventors: **Wayne K Simons**, Kent, WA (US); **F Erik Tuft**, Kenmore, WA (US); **Steven H Hovind**, Bellevue, WA (US); **Gerald Jay Angelo**, Bellevue, WA (US); **Wallace A. Peltola**, Sammamish, WA (US); **Daniel R. Kieffer**, Kirkland, WA (US)

(73) Assignee: **PACCAR Inc**, Bellevue, WA (US)

(**) Term: **14 Years**

(21) Appl. No.: **29/238,182**

(22) Filed: **Sep. 12, 2005**

(51) **LOC (8) Cl.** **12-16**

(52) **U.S. Cl.** **D12/163**

(58) **Field of Classification Search** D12/163,
D12/171, 90-92, 216, 169, 196; 180/68.1,
180/68.6; 296/193.1

See application file for complete search history.

(56) **References Cited**

U.S. PATENT DOCUMENTS

D291,872 S	9/1987	Simons et al.	
D291,982 S	9/1987	Simons et al.	
D307,731 S	5/1990	Kerney et al.	
D308,032 S	5/1990	Kerney et al.	
D311,711 S	10/1990	Marlowe et al.	
D312,805 S	12/1990	Marlowe et al.	
D313,784 S	1/1991	Marlow et al.	
D313,966 S	1/1991	Marlowe et al.	
D320,583 S	10/1991	Simons et al.	
D327,276 S *	6/1992	Sorensen	D15/31
D329,214 S	9/1992	Marlowe et al.	
D366,638 S	1/1996	Tucker et al.	
D382,841 S	8/1997	Norwood et al.	
D384,019 S	9/1997	Meryman et al.	
D389,108 S	1/1998	Norwood et al.	
D395,860 S	7/1998	Meryman et al.	

D400,835 S *	11/1998	Le Quement et al.	D12/163
D403,636 S	1/1999	Meryman et al.		
D405,037 S	2/1999	Meryman et al.		
D411,140 S	6/1999	Meryman et al.		

(Continued)

OTHER PUBLICATIONS

Kenworth Truck Company W900 brochure, Kirkland, Wash, 2005.
Kenworth Truck Company W900 brochure, Kirkland, Wash, 2002.
Kenworth Truck Company W900 brochure, Kirkland, Wash, 1996.
Kenworth Truck Company T2000 brochure, Kirkland, Wash, 2005.

(Continued)

Primary Examiner—Melody N. Brown

(74) *Attorney, Agent, or Firm*—Christensen O'Connor Johnson Kindness PLLC

(57) **CLAIM**

The ornamental design for a grille for truck, as shown and described.

DESCRIPTION

FIG. 1 is a front perspective view of a grille for truck showing our new design;

FIG. 2 is a front elevational view of the grille for truck of FIG. 1;

FIG. 3 is a rear elevational view of the grille for truck of FIG. 1;

FIG. 4 is a top plan view of the grille for truck of FIG. 1;

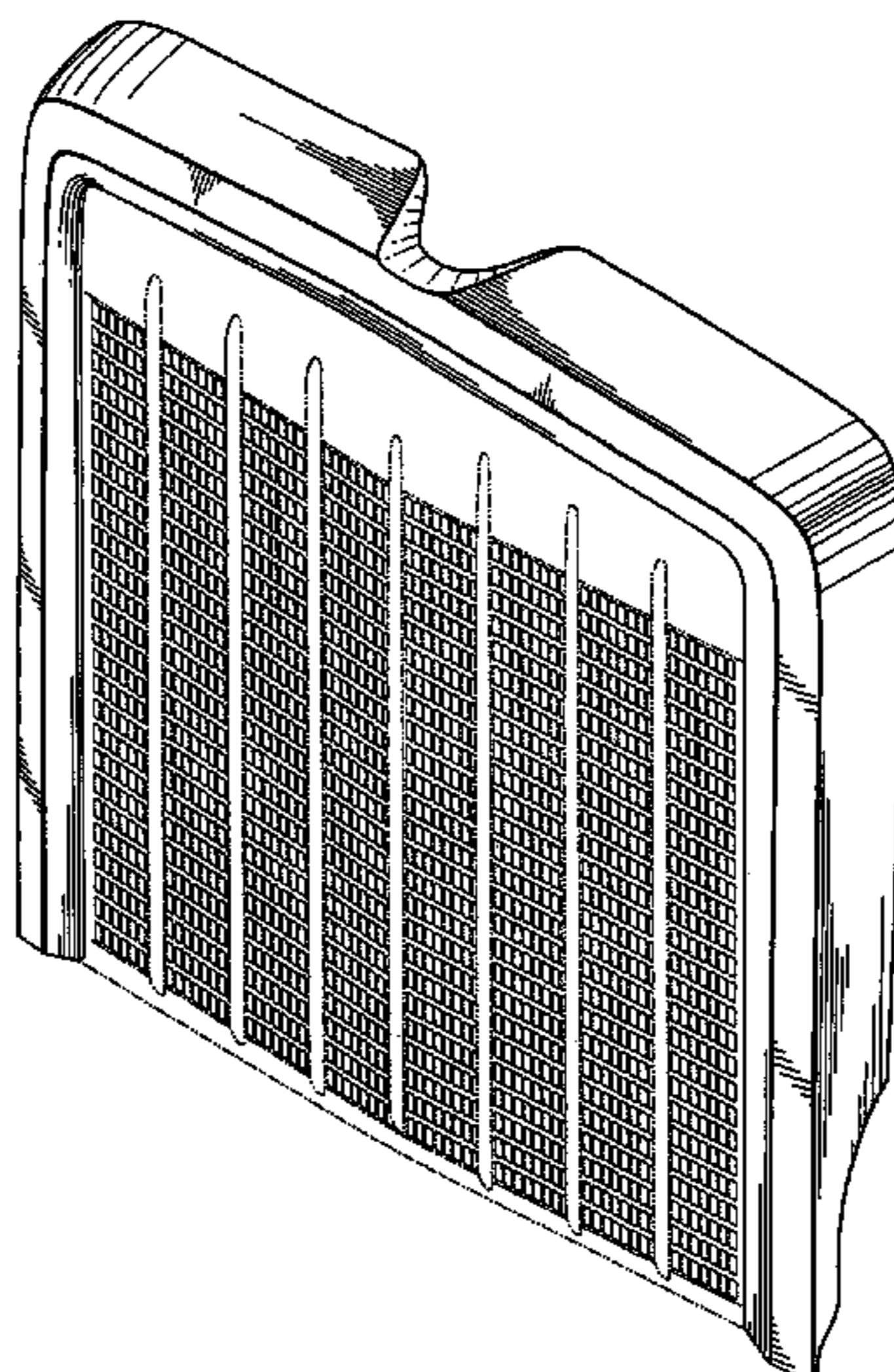
FIG. 5 is a bottom plan view of the grille for truck of FIG. 1;

FIG. 6 is a left side elevational view of the grille for truck of FIG. 1; and,

FIG. 7 is a right side elevational view of the grille for truck of FIG. 1.

The broken lines in the drawings form no part of the claimed design.

1 Claim, 4 Drawing Sheets



US D551,599 S

Page 2

U.S. PATENT DOCUMENTS

D411,494 S 6/1999 Meryman et al.
D412,874 S 8/1999 Meryman et al.
D422,251 S 4/2000 Bader et al.
D423,990 S 5/2000 Meryman et al.
D424,489 S 5/2000 Damon et al.
D424,993 S * 5/2000 Farzam D12/163
D425,450 S 5/2000 Barraclough et al.
D425,835 S 5/2000 Cook et al.
D431,806 S 10/2000 Damon et al.
D433,981 S 11/2000 Davis et al.
D434,347 S 11/2000 Damon et al.
D436,894 S 1/2001 Barraclough et al.
D437,258 S 2/2001 Meryman et al.
D437,570 S 2/2001 Meryman et al.
D452,464 S * 12/2001 Beigel D12/163
D455,381 S * 4/2002 Maher et al. D12/163
D460,023 S * 7/2002 Beigel D12/96

D466,450 S * 12/2002 Maher et al. D12/96
D475,657 S 6/2003 Wong et al.
D484,077 S 12/2003 Conway et al.
D486,102 S * 2/2004 Perfetti et al. D12/163
D502,897 S 3/2005 Delashaw et al.

OTHER PUBLICATIONS

Kenworth Truck Company T2000 brochure, Kirkland, Wash, 2002.
Kenworth Truck Company T800 brochure, Kirkland, Wash, 2005.
Kenworth Truck Company T800 brochure, Kirkland, Wash, 2003.
Kenworth Truck Company T800 brochure, Kirkland, Wash, 2002.
Kenworth Truck Company T600 brochure, Kirkland, Wash, 2005.
Kenworth Truck Company T600 brochure, Kirkland, Wash, 2002.
Kenworth Truck Company T600 brochure, Kirkland, Wash, 1996.
Kenworth Truck Company T300 brochure, Kirkland, Wash, 2005.
Kenworth Truck Company T300 brochure, Kirkland, Wash, 2001.

* cited by examiner

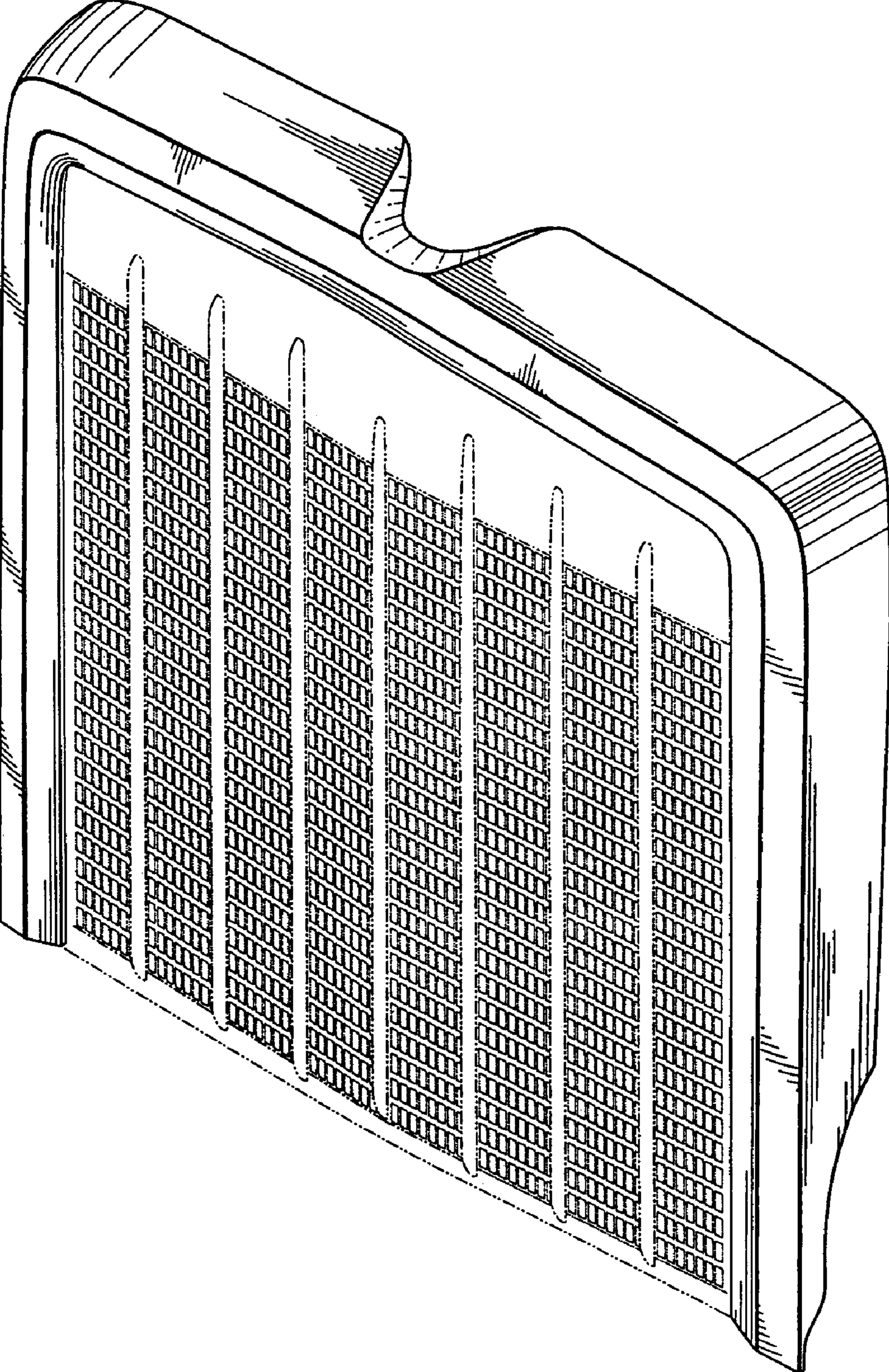


Fig. 1.

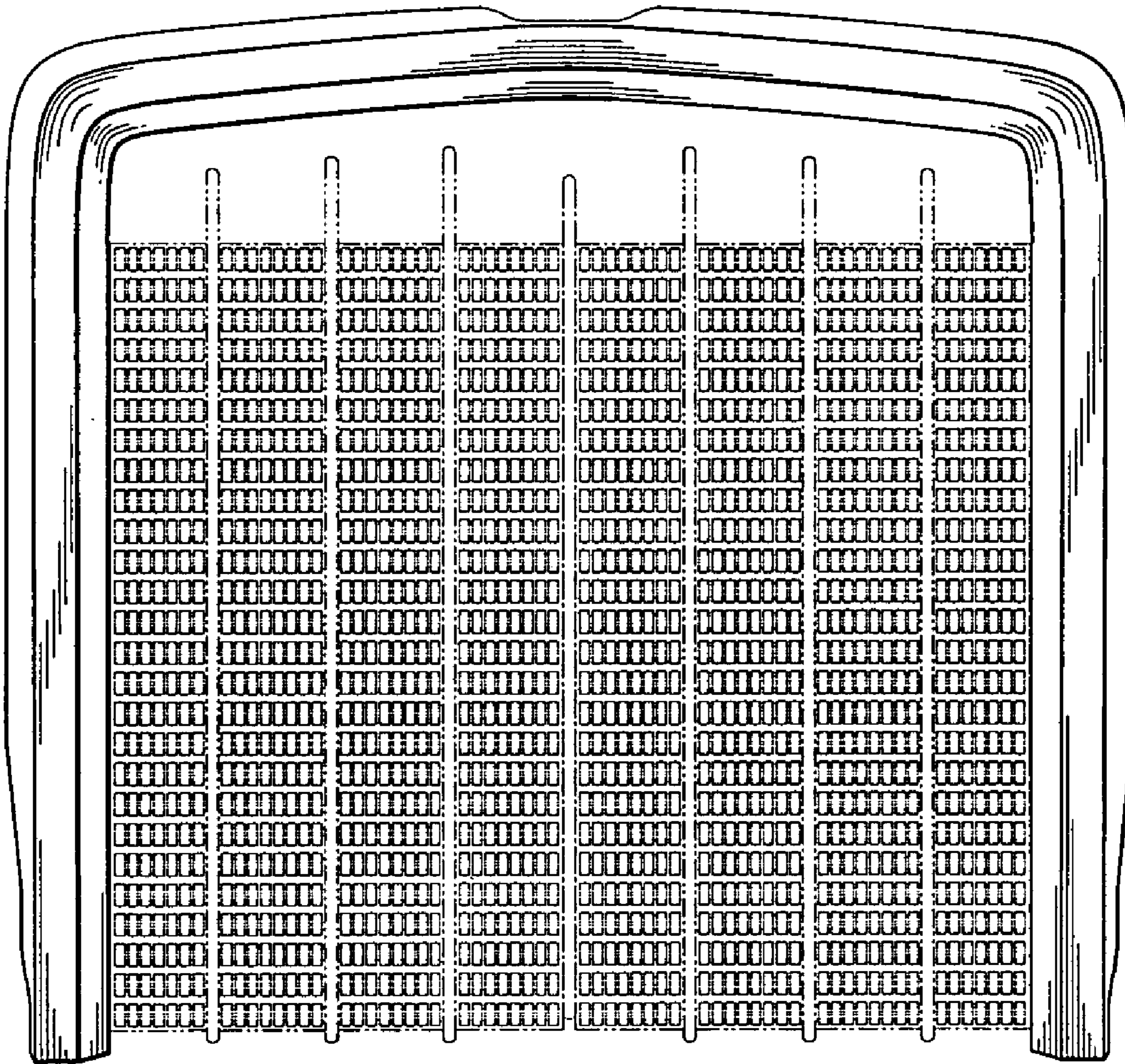


Fig. 2.




Fig. 3.

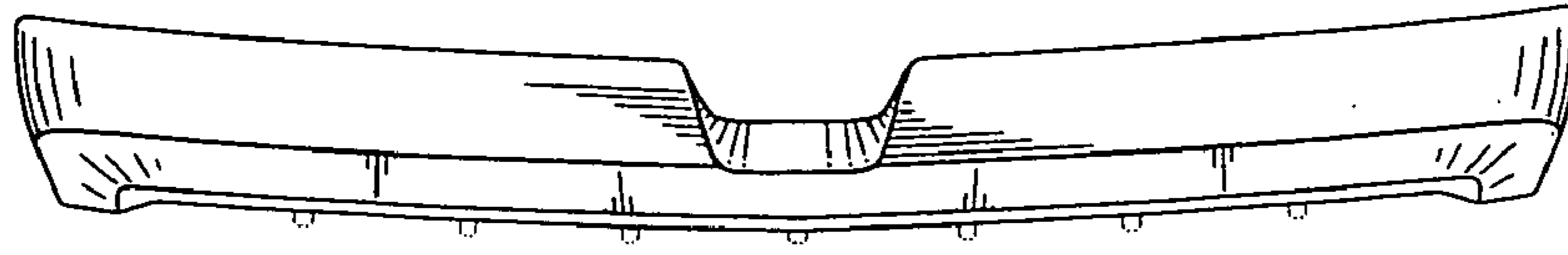


Fig. 4.

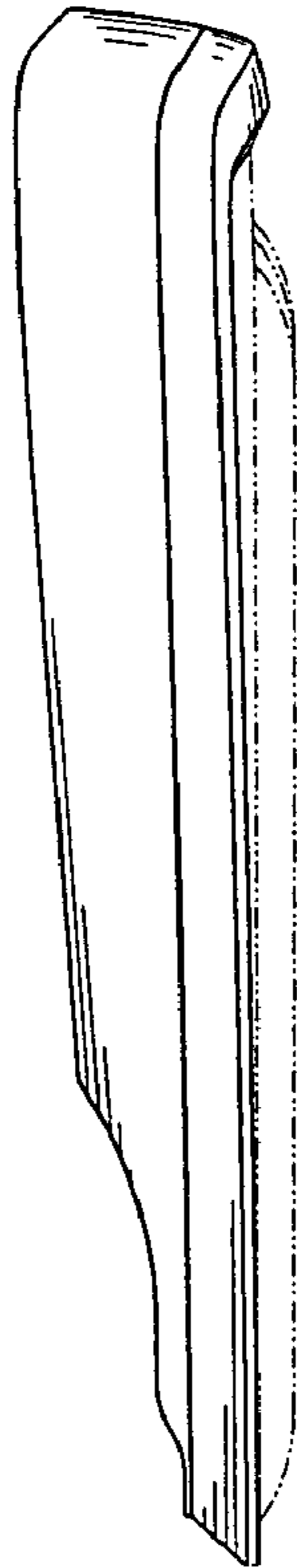


Fig. 6.




Fig. 7.

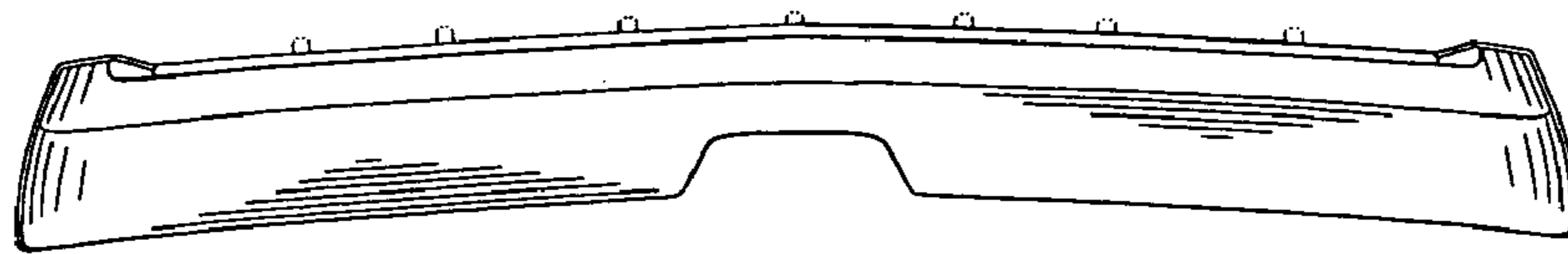


Fig. 5.