



US00D551596S

(12) **United States Design Patent**
Ishizuka et al.

(10) **Patent No.:** **US D551,596 S**

(45) **Date of Patent:** **** Sep. 25, 2007**

(54) **SURFACE CONFIGURATION OF A VEHICLE BODY, TOY, AND/OR REPLICA**

D531,548 S * 11/2006 Hagino et al. D12/92
D533,810 S * 12/2006 Metsugi et al. D12/92

(75) Inventors: **Kouichi Ishizuka**, Ebina (JP); **Takashi Noguchi**, Yokohama (JP); **Kazunori Murabayashi**, Tokyo (JP); **Ajay Panchal**, San Diego, CA (US)

* cited by examiner

Primary Examiner—Melody N. Brown
(74) *Attorney, Agent, or Firm*—Foley & Lardner LLP

(73) Assignee: **Nissan Motor Co., Ltd.**, Yokohama-shi (JP)

(57) **CLAIM**

(**) Term: **14 Years**

The ornamental design for a surface configuration of a vehicle body, toy, and/or replica, as shown and described.

(21) Appl. No.: **29/256,410**

(22) Filed: **Mar. 21, 2006**

DESCRIPTION

(30) **Foreign Application Priority Data**

Sep. 22, 2005 (JP) D2005-027492

FIG. 1 is a left front perspective view of a surface configuration of a vehicle body, toy, and/or replica;

FIG. 2 is a right rear perspective view thereof;

(51) **LOC (8) Cl.** **12-08**

(52) **U.S. Cl.** **D12/92**

FIG. 3 is a front view thereof;

FIG. 4 is a rear view thereof;

(58) **Field of Classification Search** D12/90–92,
D12/86; 296/181.1, 181.5

See application file for complete search history.

FIG. 5 is a top plan view thereof;

FIG. 6 is a bottom view thereof;

FIG. 7 is a left side view thereof; and,

FIG. 8 is a right side view thereof.

(56) **References Cited**

U.S. PATENT DOCUMENTS

D525,913 S * 8/2006 Wasenko D12/92

1 Claim, 5 Drawing Sheets




Fig.1




Fig.2




Fig.3




Fig.4

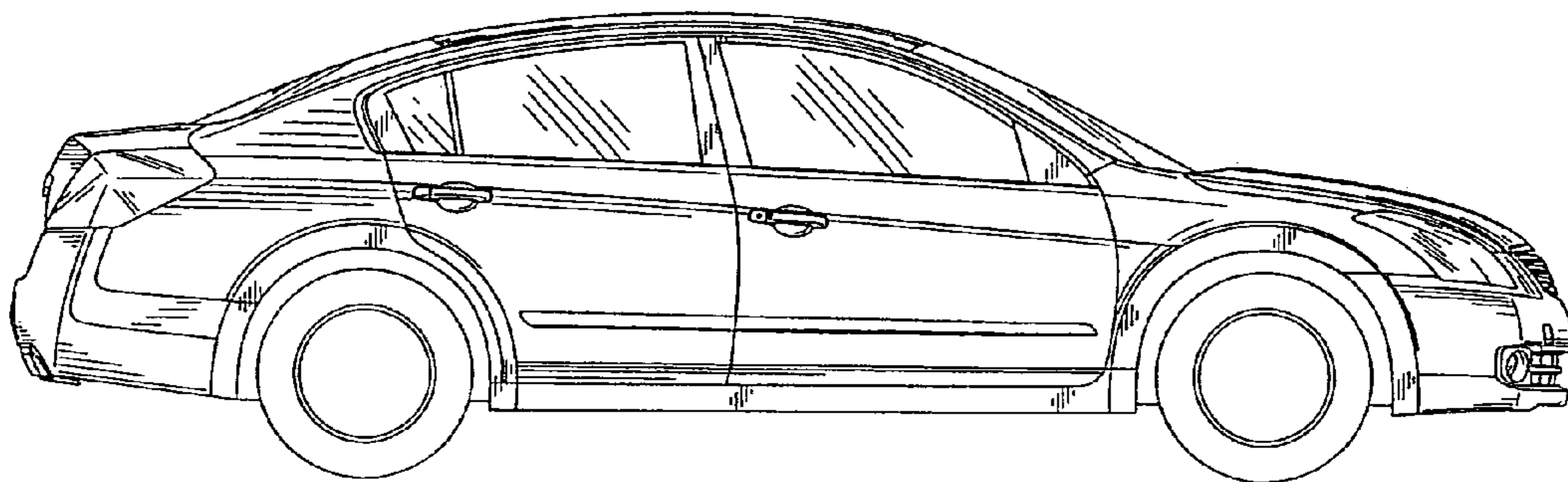


Fig.5

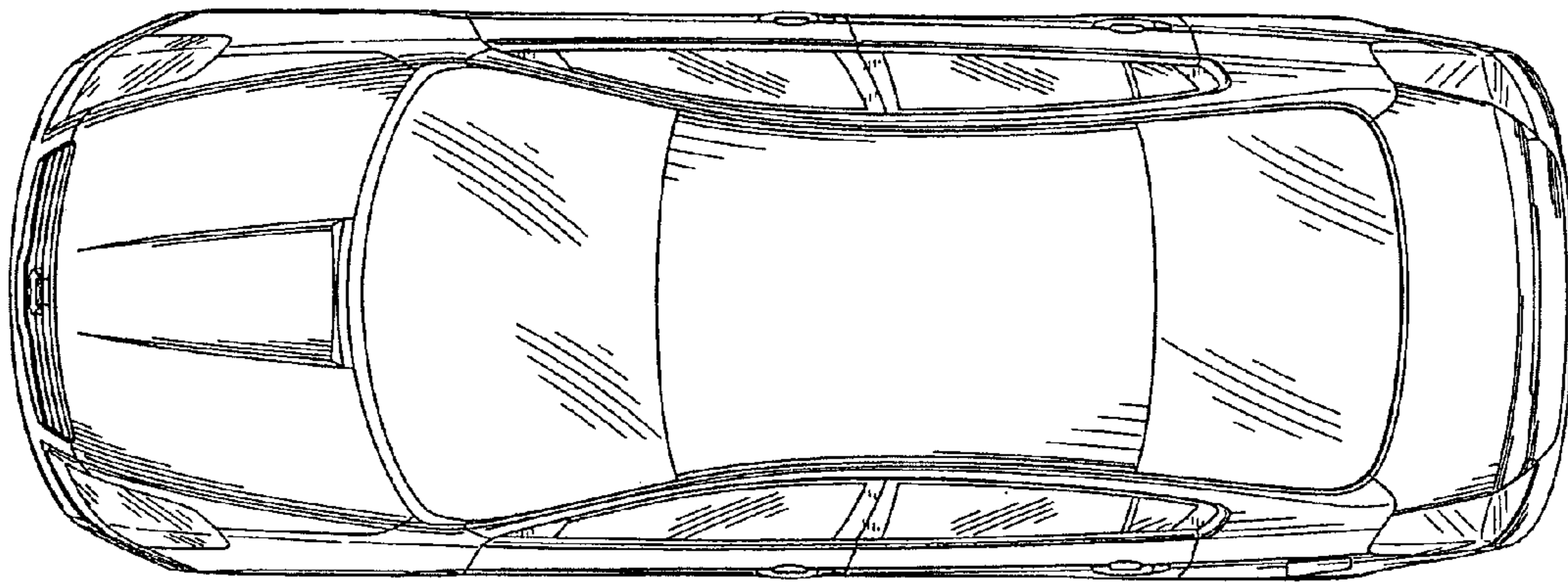


Fig.6

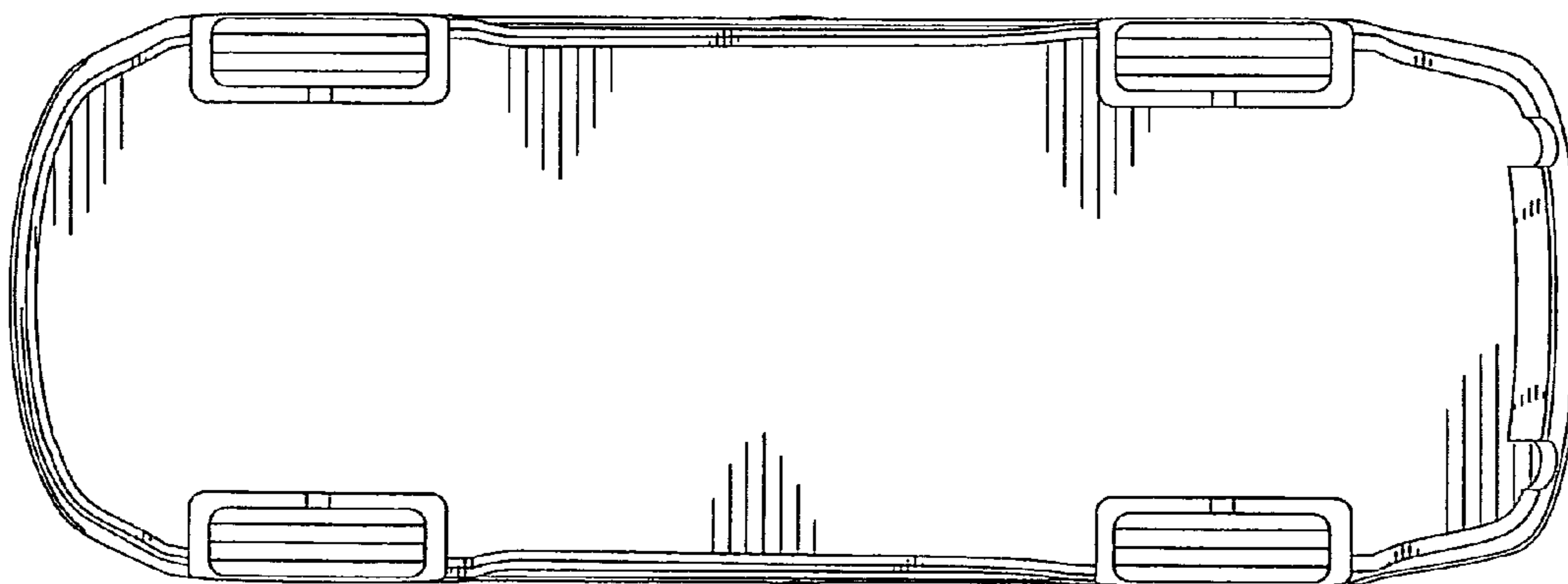


Fig.7




Fig.8

