



US00D551595S

(12) **United States Design Patent** (10) **Patent No.:** **US D551,595 S**
Newton (45) **Date of Patent:** **** Sep. 25, 2007**

(54) **VEHICLE**
(75) Inventor: **Raymond J. Newton**, Huntington Beach, CA (US)

D452,469 S 12/2001 Sacco et al.
D452,668 S 1/2002 Yokomaku
D452,669 S 1/2002 Yokomaku

(Continued)

(73) Assignee: **Pteazer, Inc.**, Huntington Beach, CA (US)

OTHER PUBLICATIONS

(**) Term: **14 Years**

Brochure—*Chrysler 2001 PT Cruiser Accessories from Mopar*, © 2000 DaimlerChrysler Corporation.

(21) Appl. No.: **29/250,005**

CarDomain Website pages on the 2001 Chrysler PT Cruiser referred to as Eddie's Chrysler coolZero (<http://www.cardomain.com/memberpage/69725>).

(22) Filed: **Oct. 30, 2006**

CarDomain Website pages on the 2001 Chrysler PT Cruiser referred to as Eddie's Chrysler coolZero (<http://www.cardomain.com/memberpage/69725/4>).

Related U.S. Application Data

Zuko Website pages on Chrysler PT Cruiser Show Cars (http://www.zuko.com/Cool_Rides/PT_Cruiser_Show.htm).

(62) Division of application No. 29/216,139, filed on Oct. 29, 2004, now Pat. No. Des. 531,087.

Primary Examiner—Melody N. Brown

(51) **LOC (8) Cl.** **12-08**

(74) *Attorney, Agent, or Firm*—Orrick, Herrington & Sutcliffe LLP

(52) **U.S. Cl.** **D12/91**

(58) **Field of Classification Search** D12/90–92, D12/86; D21/424, 433; 296/181.1
See application file for complete search history.

(57) **CLAIM**

The ornamental design for a vehicle, as shown and described.

(56) **References Cited**

DESCRIPTION

U.S. PATENT DOCUMENTS

D394,420 S	5/1998	Forbes-Robinson
D406,551 S	3/1999	Nesbitt et al.
D412,299 S	7/1999	Shikado
D413,081 S	8/1999	Nesbitt et al.
D416,524 S	11/1999	Gaboth
D425,846 S	5/2000	Kawaoka
D426,799 S	6/2000	Fink
D427,553 S	7/2000	Pfeiffer
D427,955 S	7/2000	Sacco et al.
D430,065 S	8/2000	Carlson et al.
D430,821 S	9/2000	Carlson et al.
D439,203 S	3/2001	Ragone
D440,191 S	4/2001	Pfeiffer
D443,575 S	6/2001	Okazaki et al.
D447,457 S	9/2001	An
D447,725 S	9/2001	Hatter
D447,726 S	9/2001	Okano
D450,284 S	11/2001	Caroselli

FIG. 1 is a front perspective view of a vehicle showing my new design, the opposite side being a mirror image of that shown;

FIG. 2 is a front elevation view thereof;

FIG. 3 is a rear perspective view thereof;

FIG. 4 is a rear elevation view thereof;


FIG. 5 is a side elevation view, the opposite side is a mirror image of that shown;

FIG. 6 is a side elevation view thereof with the rear cover shown in open position; and,

FIG. 7 is a top perspective view thereof.

The wheel details, interior details and license plate do not form a part of the design of the vehicle.

1 Claim, 4 Drawing Sheets



US D551,595 S

Page 2

U.S. PATENT DOCUMENTS

D452,670 S	1/2002	Ishii et al.	D460,935 S	7/2002	Newton	
D455,983 S	4/2002	Carlson	D469,390 S	1/2003	Newton	
D459,278 S	6/2002	Newton	D471,493 S	3/2003	Newton	
D460,725 S	7/2002	Newton	D497,852 S	11/2004	Newton	
D460,933 S	7/2002	Newton	D531,087 S	* 10/2006	Newton D12/91

* cited by examiner




FIG. 1




FIG. 2




FIG. 3



FIG. 4




FIG. 5




FIG. 6




FIG. 7