



US00D551593S

(12) **United States Design Patent**  
**Musselman**

(10) **Patent No.:** **US D551,593 S**

(45) **Date of Patent:** **\*\* Sep. 25, 2007**

(54) **STEERING RUNNER FOR A SNOWMOBILE SKI**

2005/0017465 A1\* 1/2005 Bergstrom ..... 280/28  
2005/0104329 A1\* 5/2005 Ellison ..... 280/608  
2005/0212231 A1\* 9/2005 Lachance ..... 280/28

(76) Inventor: **Robert S. Musselman**, 6054 N. M-30,  
Hope, MI (US) 48628

\* cited by examiner

(\*\*) Term: **14 Years**

*Primary Examiner*—Louis S. Zarfaz

*Assistant Examiner*—Anna K Dworzecka

(21) Appl. No.: **29/223,576**

(74) *Attorney, Agent, or Firm*—John J. Swartz

(22) Filed: **Feb. 17, 2005**

(57) **CLAIM**

(51) **LOC (8) Cl.** ..... **12-14**

The ornamental design for a steering runner for a snowmobile ski, as shown and described.

(52) **U.S. Cl.** ..... **D12/7**

(58) **Field of Classification Search** ..... 305/180,  
305/54, 34 EB, 163, 178; D12/7, 154, 10,  
D12/18; D8/349, 338, 354, 382, 399, 386;  
180/190, 68.1, 18, 182, 186; 280/28, 609,  
280/601, 608, 11.12, 128, 21.1, 5.511; 285/19,  
285/124.2, 138, 189, 139.1

**DESCRIPTION**

See application file for complete search history.

FIG. 1 is a side elevational view of a steering runner for a snowmobile ski showing my new design of the present invention, it being understood that the opposite side is a mirror image thereof;

FIG. 2 is a top plan view thereof;

FIG. 3 is a bottom view thereof;

FIG. 4 is a rear end view taken from the left side of FIG. 1;

FIG. 5 is a front end view taken from the right side of FIG. 1; and,

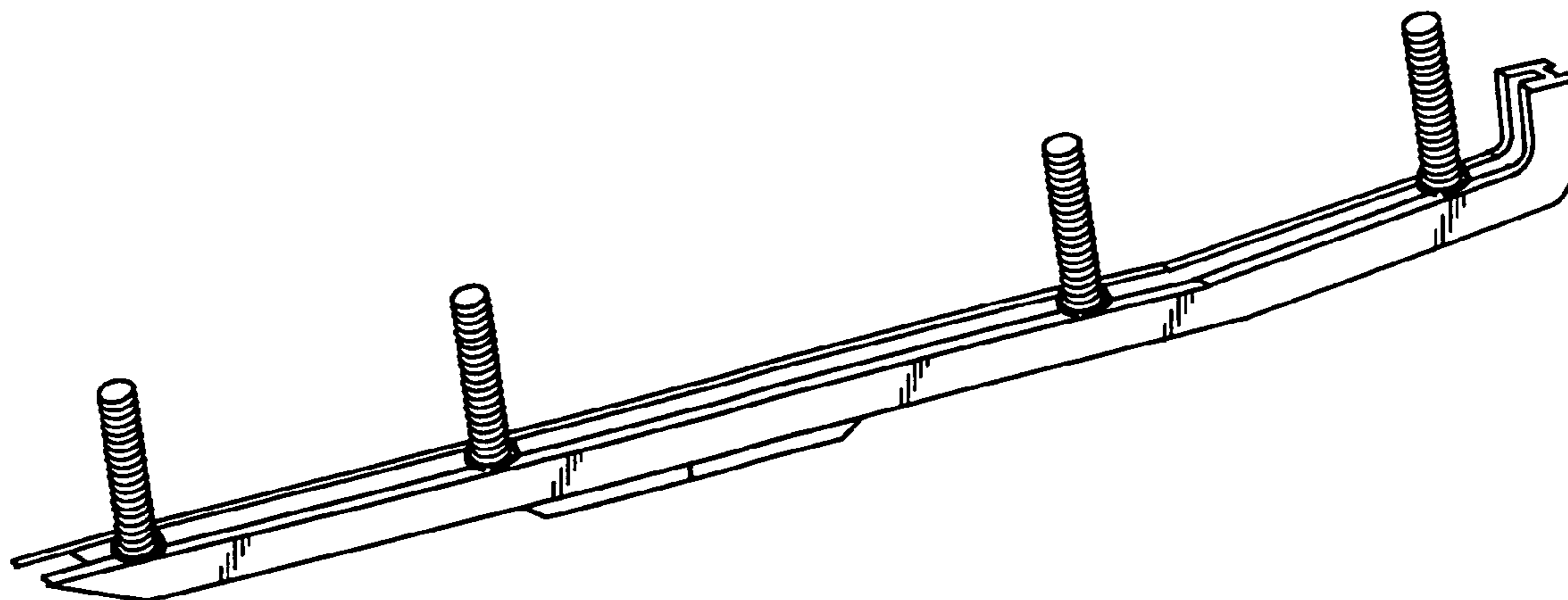
FIG. 6 is a perspective view thereof, taken from the left side of FIG. 5.


(56) **References Cited**

U.S. PATENT DOCUMENTS

2,548,094 A \* 4/1951 Bonna ..... 280/608  
6,102,413 A \* 8/2000 Khennache et al. .... 280/28  
6,631,912 B2 \* 10/2003 Metheny ..... 280/28  
7,159,876 B2 \* 1/2007 Metheny ..... 280/28  
2003/0019676 A1 \* 1/2003 Mallette et al. .... 180/190  
2004/0051275 A1 \* 3/2004 Haruna et al. .... 280/601  
2004/0160026 A1 \* 8/2004 Lund ..... 280/28

**1 Claim, 2 Drawing Sheets**





**Fig. 2**



**Fig. 1**



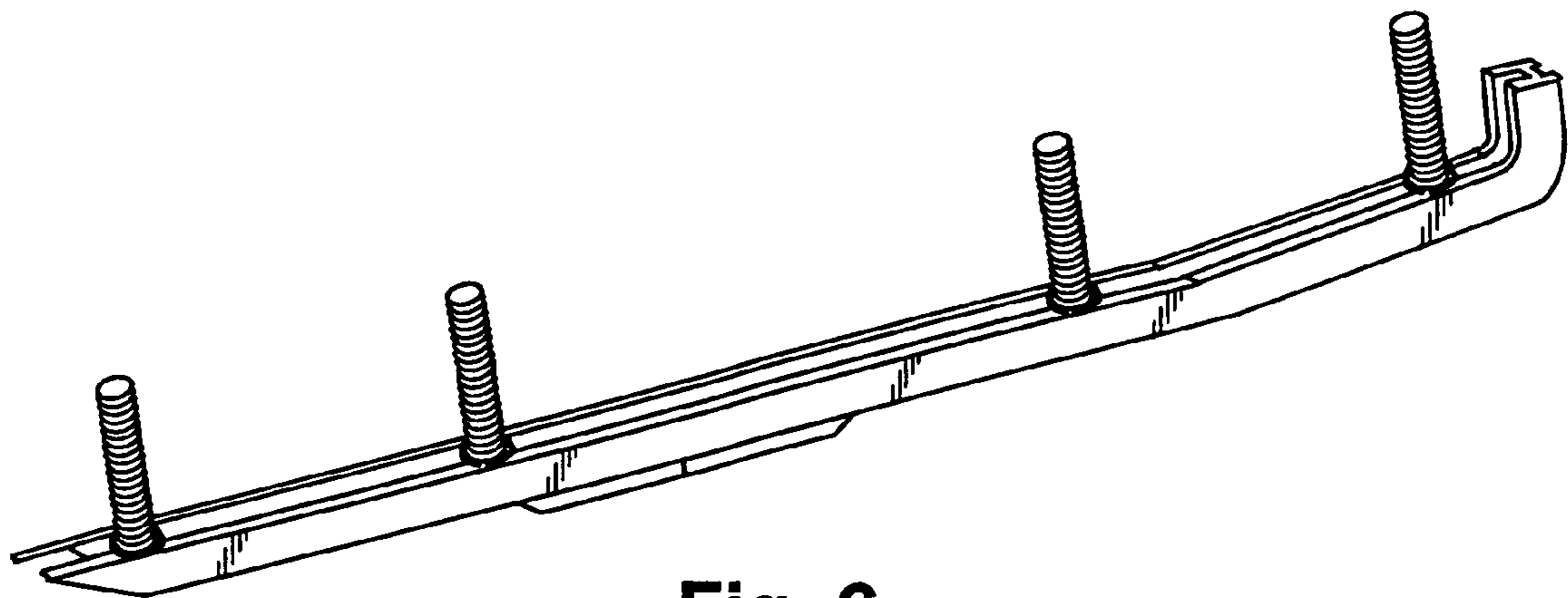
**Fig. 3**



**Fig. 4**



**Fig. 5**



**Fig. 6**