



US00D551591S

(12) **United States Design Patent** (10) **Patent No.:** **US D551,591 S**  
**Wesorick** (45) **Date of Patent:** **\*\* Sep. 25, 2007**

(54) **COMBINATION GEODESIC SPHERE AND PEDESTAL**

(76) Inventor: **Terry Lee Wesorick**, 4906 E. Kentucky Cir. Unit 1, Denver, CO (US) 80246

(\*\*) Term: **14 Years**

(21) Appl. No.: **29/256,976**

(22) Filed: **Mar. 28, 2006**

(51) **LOC (8) Cl.** ..... **11-02**

(52) **U.S. Cl.** ..... **D11/131**

(58) **Field of Classification Search** ..... D11/117-164, D11/181; D6/320, 327, 328, 329, 449, 455, D6/457, 495, 509, 550, 580; D8/307, 310, D8/376, 378, 379, 380, 400, 402, DIG. 2, D8/DIG. 3; D10/109, 111, 113, 114; D19/94-97; D25/38, 43, 44, 126-135; D26/1-4, 93, D26/94, 104, 112, 153, 154; 428/7-12, 28, 428/542.2, 542.4; 362/565, 309, 339, 340, 362/410, 414, 806, 808, 809

See application file for complete search history.

(56) **References Cited**

**U.S. PATENT DOCUMENTS**

D7,248 S \* 3/1874 Fogelstrand ..... D19/97

D60,872 S \* 4/1922 Minoff ..... D19/96  
1,490,086 A \* 4/1924 Beadle ..... 362/414  
D73,182 S \* 8/1927 Kasch ..... D8/310  
D75,220 S \* 5/1928 Dahlstrom ..... D19/97  
D125,434 S \* 2/1941 Strass ..... D11/157  
4,285,746 A \* 8/1981 DePuy et al. .... 156/79  
4,456,258 A \* 6/1984 Lodrick ..... 273/241  
D404,292 S \* 1/1999 Weber ..... D8/378  
6,517,217 B1 \* 2/2003 Liao ..... 362/235  
D522,240 S \* 6/2006 Laval et al. .... D3/271.1  
2003/0103350 A1 \* 6/2003 Lee et al. .... 362/256  
2004/0179376 A1 \* 9/2004 Chan et al. .... 362/806

\* cited by examiner

*Primary Examiner*—Catherine Tuttle

(57) **CLAIM**


The ornamental design for a combination geodesic sphere and pedestal, as shown and described.

**DESCRIPTION**

FIG. 1 is a perspective view of the combination geodesic sphere and pedestal showing my new design; and,

FIG. 2 is a top view of the pedestal portion of the design shown separately for a clear and complete disclosure of the portion underlying the geodesic sphere.

**1 Claim, 1 Drawing Sheet**



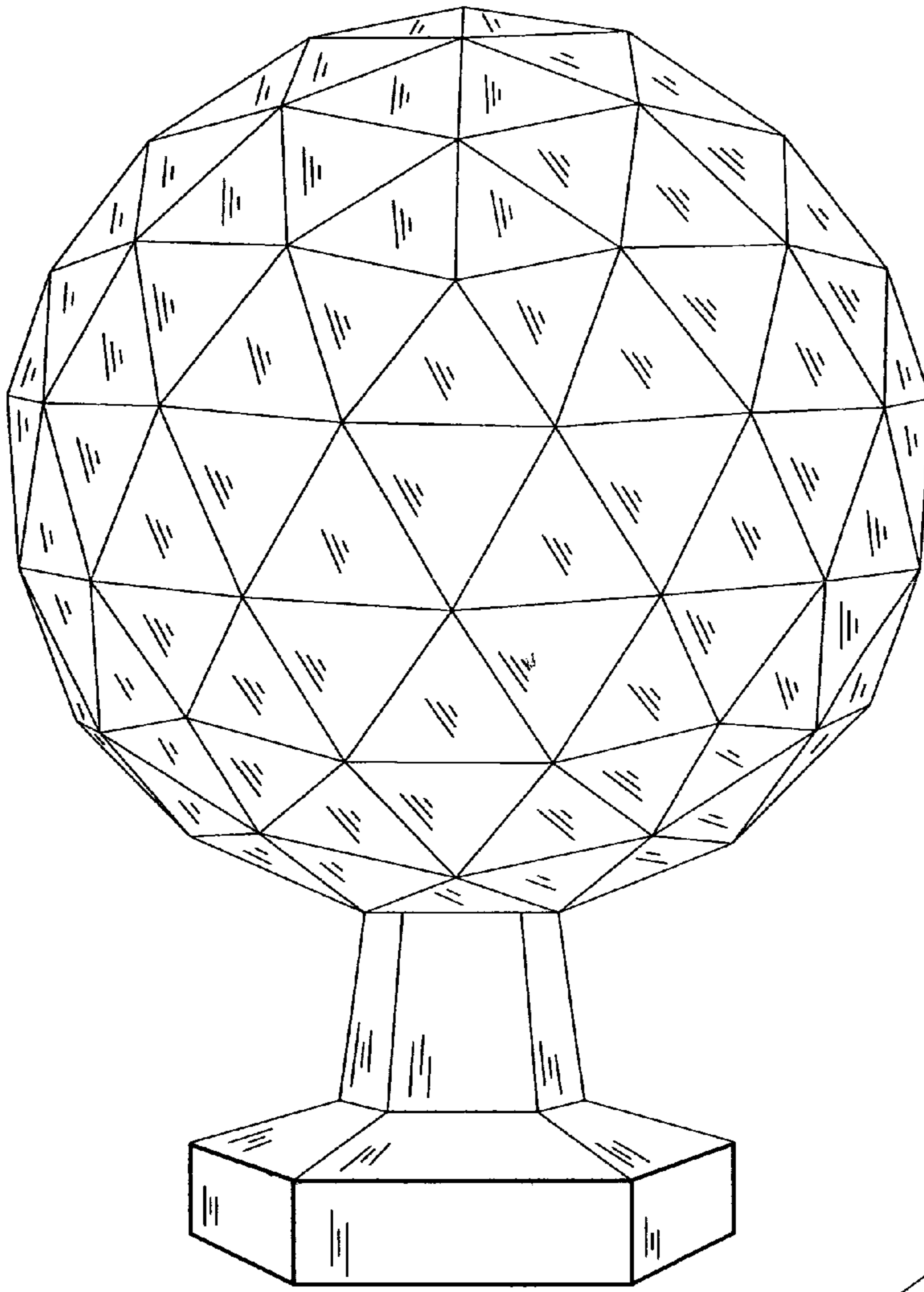


Fig. 1

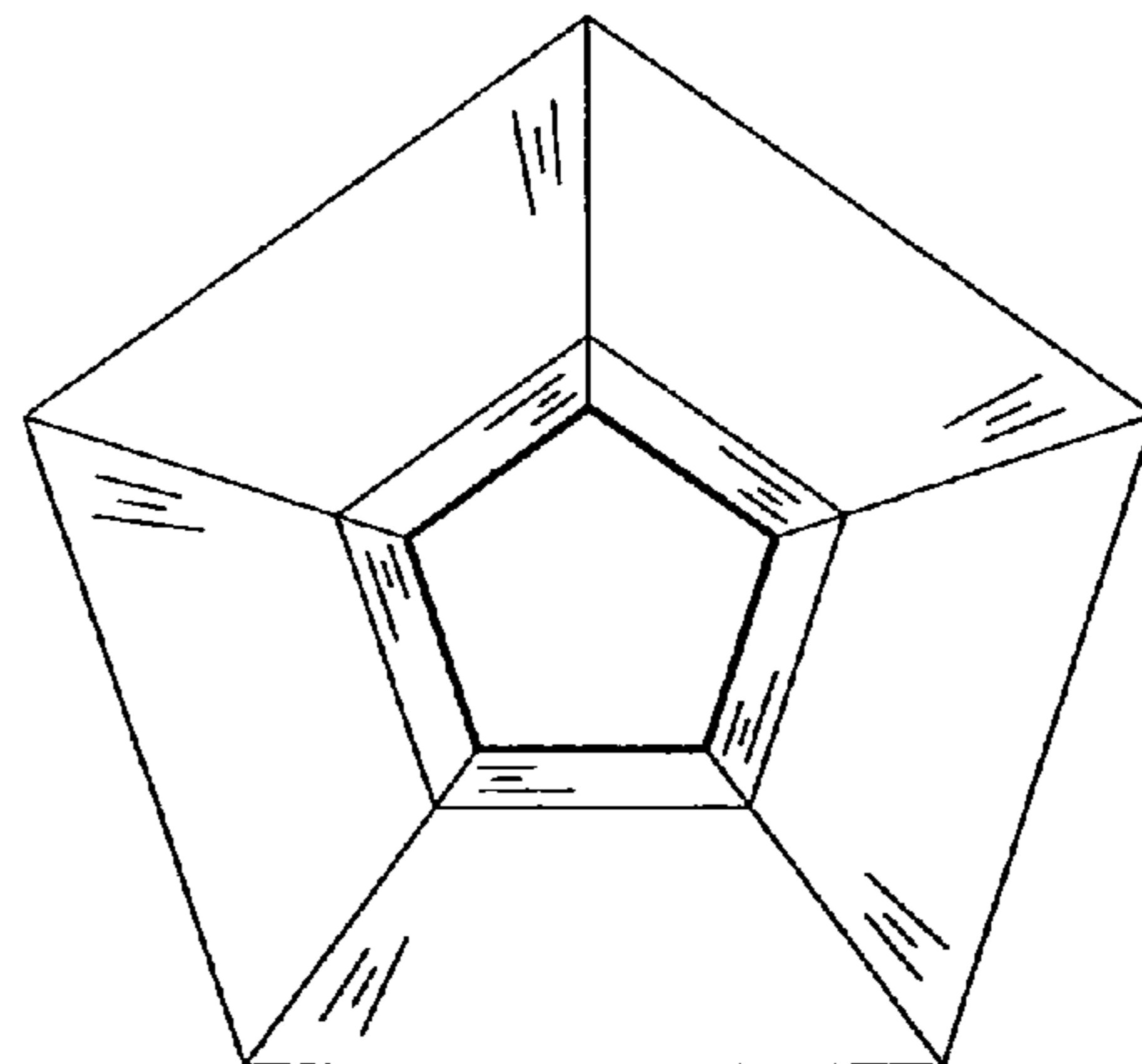


Fig. 2