



US00D551585S

(12) **United States Design Patent**
Wooley et al.

(10) **Patent No.:** **US D551,585 S**

(45) **Date of Patent:** **** Sep. 25, 2007**

(54) **BRACELET**

(76) Inventors: **Wendy L. Wooley**, 43496 Whetstone Ct., Ashburn, VA (US) 20147;
Catherine F. Dorman, 43472 Whetstone Ct., Ashburn, VA (US) 20147

(**) Term: **14 Years**

(21) Appl. No.: **29/236,824**

(22) Filed: **Aug. 24, 2005**

(51) **LOC (8) Cl.** **11-01**

(52) **U.S. Cl.** **D11/11**

(58) **Field of Classification Search** D11/1-25,
D11/32, 93, 94; 59/78, 79.2; 63/1.11, 3,
63/3.1, 3.2, 5.1, 5.2, 7-11; 224/175
See application file for complete search history.

(56) **References Cited**

U.S. PATENT DOCUMENTS

D383,995 S * 9/1997 Bulgari D11/6
D388,729 S * 1/1998 Bulgari D11/11

6,422,036 B1 * 7/2002 Giannis et al. 63/3.1
D508,865 S * 8/2005 Madauss et al. D11/3
D511,473 S * 11/2005 Weinacht D11/3
7,093,332 B1 * 8/2006 Kay 24/647
2006/0144083 A1 * 7/2006 Layton 63/3.1

* cited by examiner

Primary Examiner—Doris Clark

Assistant Examiner—Michael Pratt

(74) *Attorney, Agent, or Firm*—Andrew F. Reish

(57) **CLAIM**

We claim the ornamental design for a bracelet, as shown and described.

DESCRIPTION

FIG. 1 is a top plan view of the bracelet showing our new design, the opposite side being a mirror image;

FIG. 2 is a detached top plan view of the clasp portion of the bracelet; and,

FIG. 3 is a side view thereof.

1 Claim, 1 Drawing Sheet



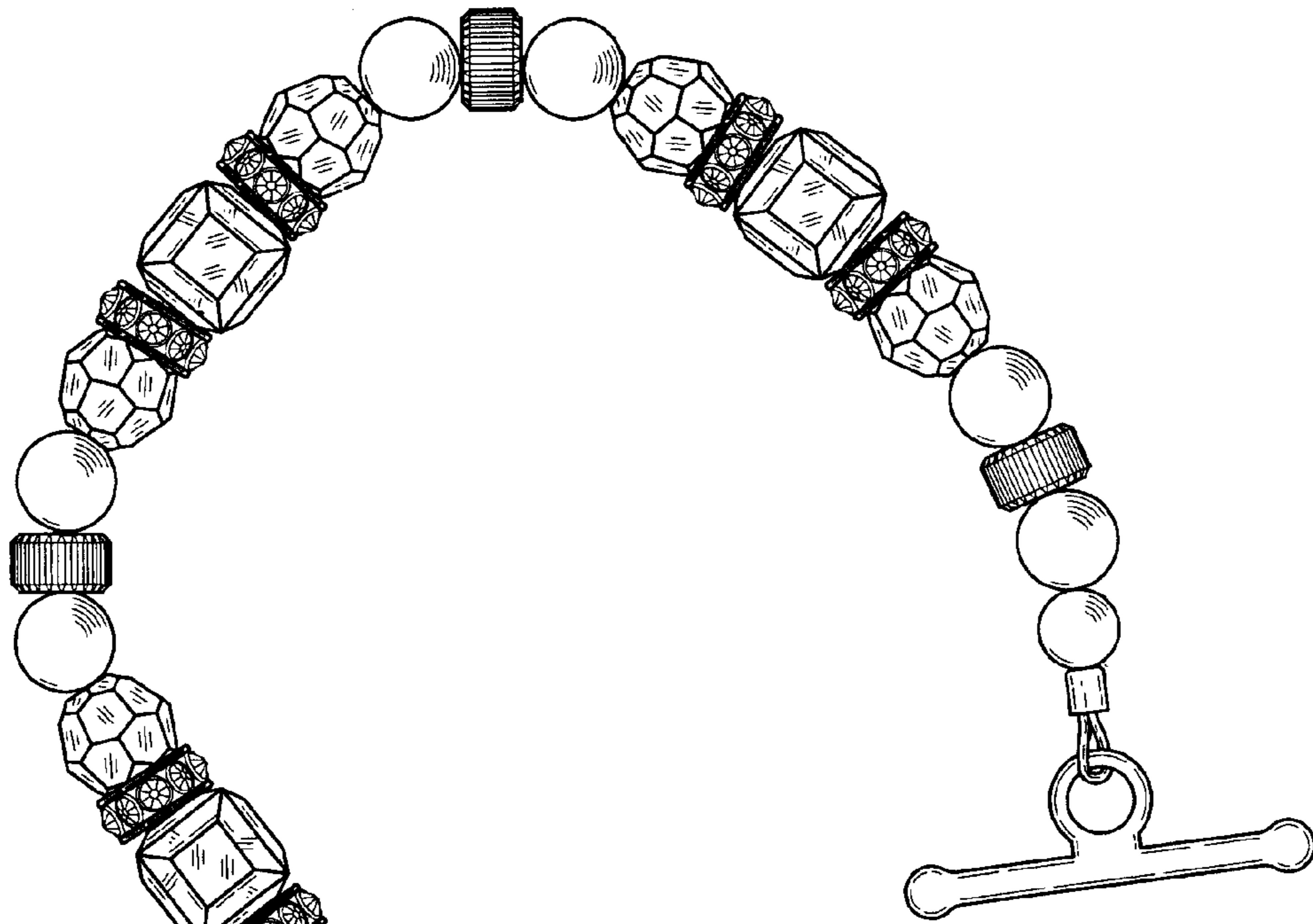


FIG. 1




FIG. 2

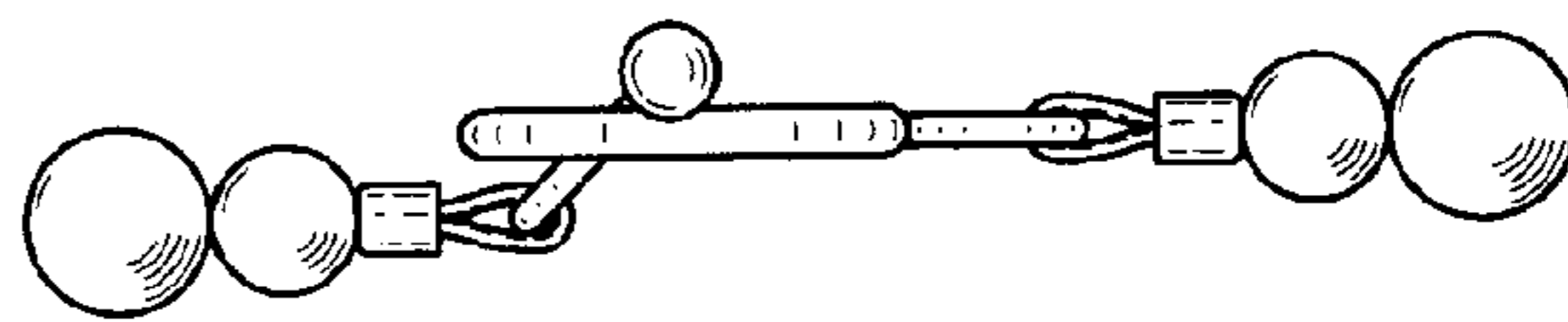


FIG. 3