



US00D551576S

(12) **United States Design Patent** (10) **Patent No.:** **US D551,576 S**
Field et al. (45) **Date of Patent:** **** Sep. 25, 2007**

(54) **WATCH**
(76) Inventors: **Gerald Field**, 3 Garden Pl., Baldwin, NY (US) 11510; **Annette M. Field**, 3 Garden Pl., Baldwin, NY (US) 11510
(**) **Term:** **14 Years**
(21) **Appl. No.:** **29/266,548**
(22) **Filed:** **Sep. 22, 2006**
(51) **LOC (8) Cl.** **10-02**
(52) **U.S. Cl.** **D10/38**
(58) **Field of Classification Search** D10/30-39, D10/123-126; 368/276, 277, 281, 282, 285, 368/223, 228, 232, 21, 28, 80, 29-30, 82-84, 368/239-242
See application file for complete search history.

D394,394 S 5/1998 Bruce et al.
5,931,764 A 8/1999 Freeman et al.
5,940,349 A 8/1999 Stewart
6,216,490 B1 4/2001 Radley-Smith
D445,041 S 7/2001 Tan et al.
D456,718 S 5/2002 Scarinzi et al.
D456,724 S 5/2002 Wilson
6,388,612 B1 5/2002 Neher
D476,905 S * 7/2003 El Kadiri D10/30
6,728,166 B2 4/2004 Grupp
6,809,993 B1 * 10/2004 Muller et al. 368/242
6,857,775 B1 2/2005 Wilson
D517,929 S * 3/2006 Rabassa D10/39
7,070,322 B1 7/2006 Field et al.
D526,580 S 8/2006 Burton
D537,740 S * 3/2007 Grosjean D10/38

* cited by examiner

Primary Examiner—Lucy Lieberman
(74) *Attorney, Agent, or Firm*—Collard & Roe, P.C.

(56) **References Cited**
U.S. PATENT DOCUMENTS

D237,784 S * 11/1975 Cruse D10/38
D244,916 S * 7/1977 Ueno D10/38
D250,634 S * 12/1978 Porsche D10/32
4,130,987 A 12/1978 Schickedanz
4,178,751 A 12/1979 Liautaud
D257,479 S * 11/1980 Carre D10/30
4,362,392 A * 12/1982 Kumata 368/82
4,457,460 A 7/1984 Hirsch et al.
4,511,260 A 4/1985 Pasquier
D279,273 S * 6/1985 Giugiaro D10/38
D285,543 S 9/1986 Moser
4,615,185 A 10/1986 Bollinger
4,779,249 A 10/1988 Rappaport
D313,941 S * 1/1991 Wakamatsu D10/38
5,332,135 A 7/1994 Fletcher
5,379,281 A * 1/1995 Koch 368/72
D356,269 S * 3/1995 Milovanovic D10/39
D356,270 S * 3/1995 Kaneko D10/32
D362,394 S * 9/1995 Nanayakkara D10/31
D362,809 S 10/1995 Sigmund
D365,285 S 12/1995 Nanayakkara
D366,036 S 1/1996 Houlihann
5,508,980 A * 4/1996 Koch 368/80
D394,391 S * 5/1998 Bruce et al. D10/30

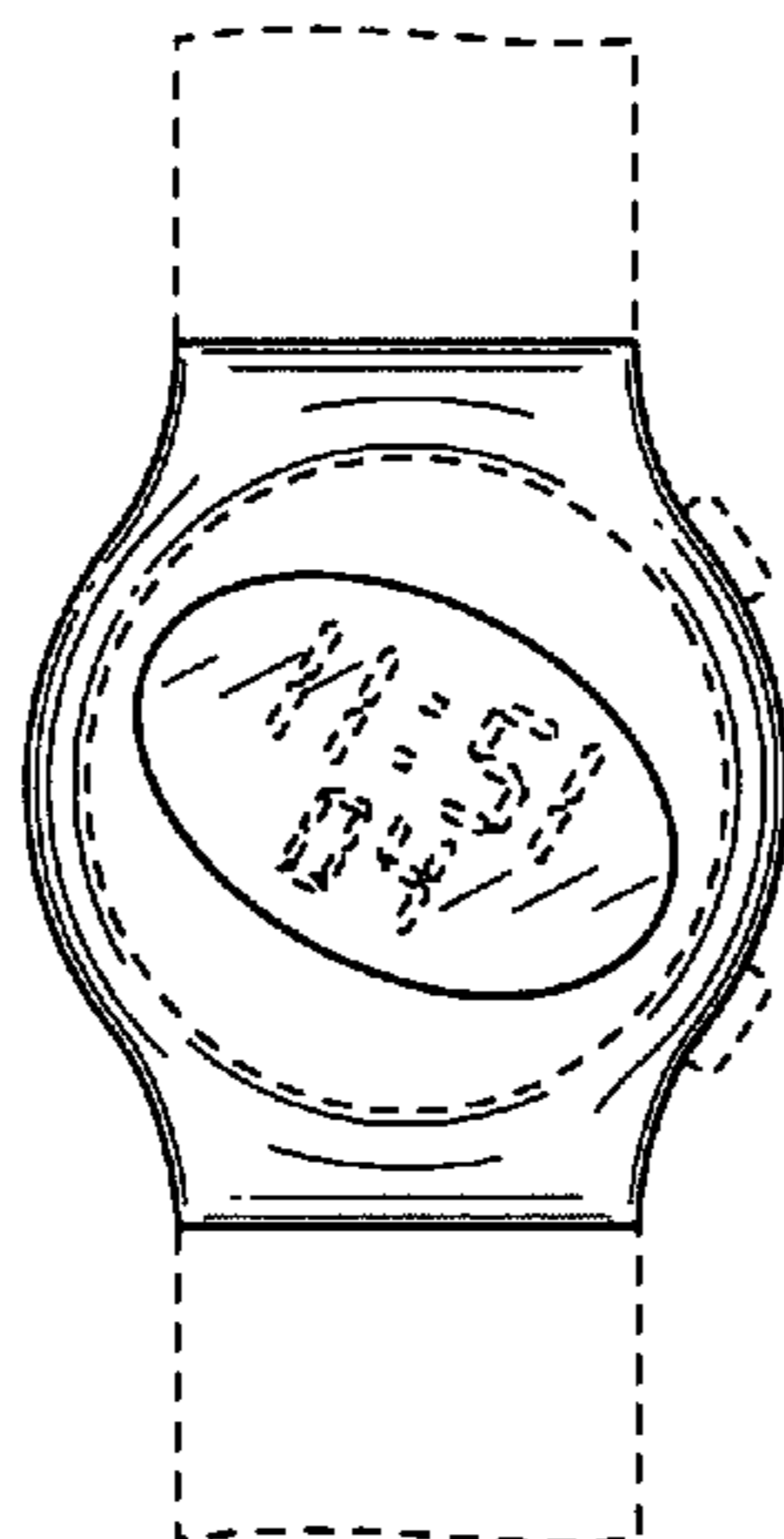
(57) **CLAIM**

The ornamental design for a watch, as shown and described.

DESCRIPTION

FIG. 1 shows a perspective view of our design for a watch according to the invention.
FIG. 2 shows a top plan view thereof;
FIG. 3 shows a first side view thereof;
FIG. 4 shows a second side view thereof opposite to said first side view;
FIG. 5 shows a bottom view thereof;
FIG. 6 shows a third side view thereof; and,
FIG. 7 shows a fourth side view thereof opposite to said third side view.
The broken-line showing of the band in FIGS. 1-7, of the watch buttons in FIGS. 1, 2, and 4-7, and of the face frame in FIGS. 1 and 2 is for illustration purposes only and forms no part of the claimed design.

1 Claim, 2 Drawing Sheets



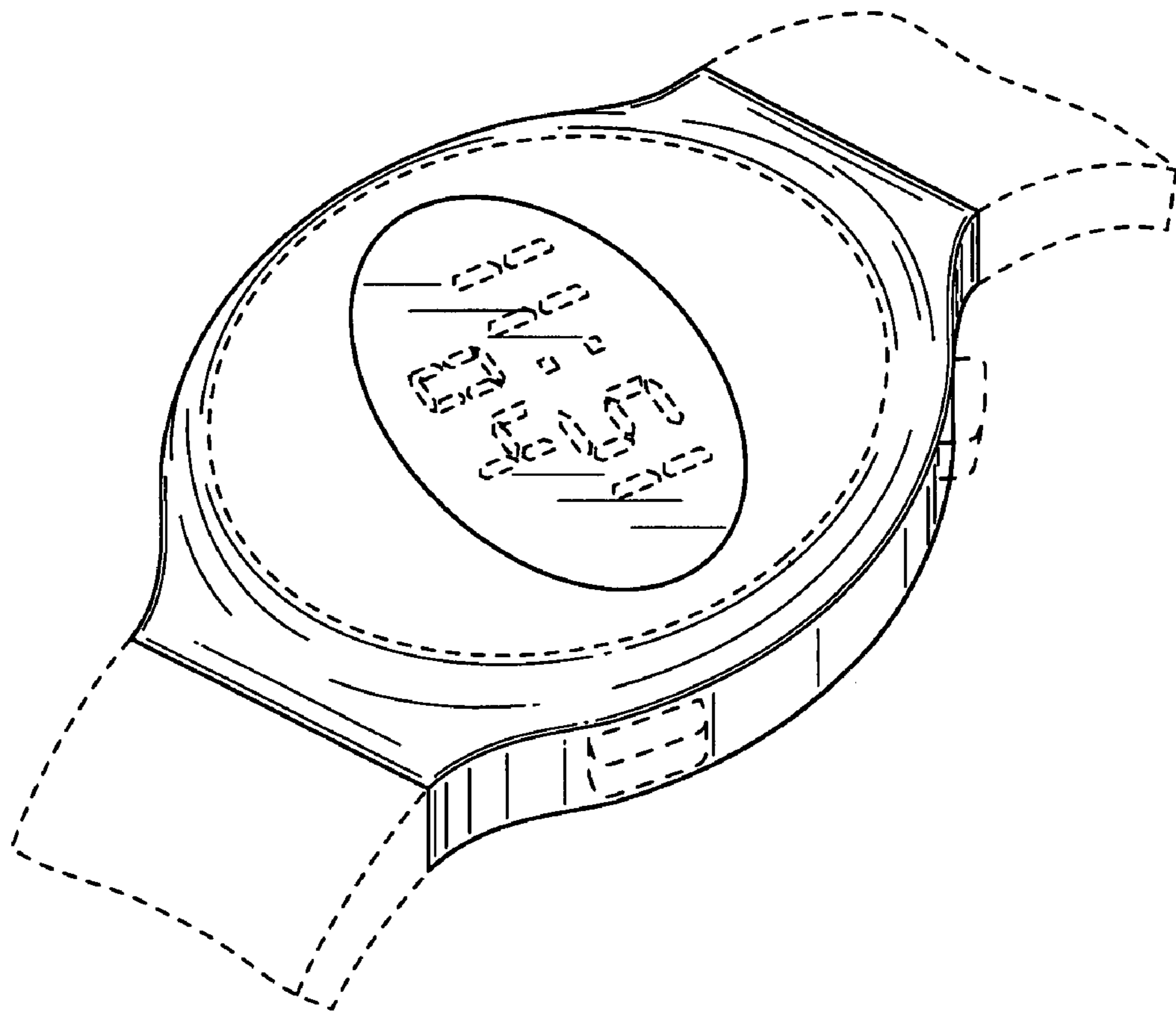


FIG. 1

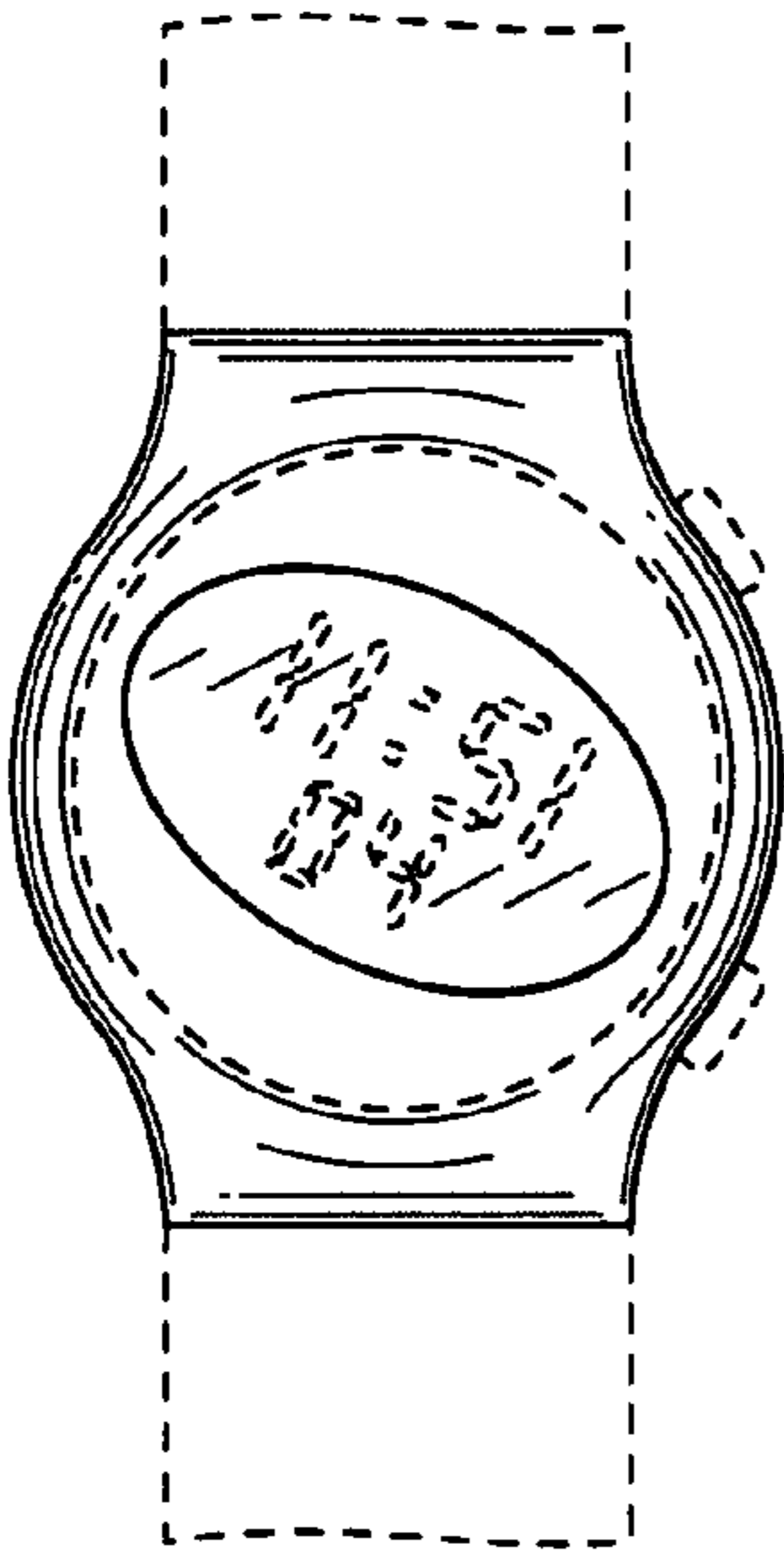


FIG. 2

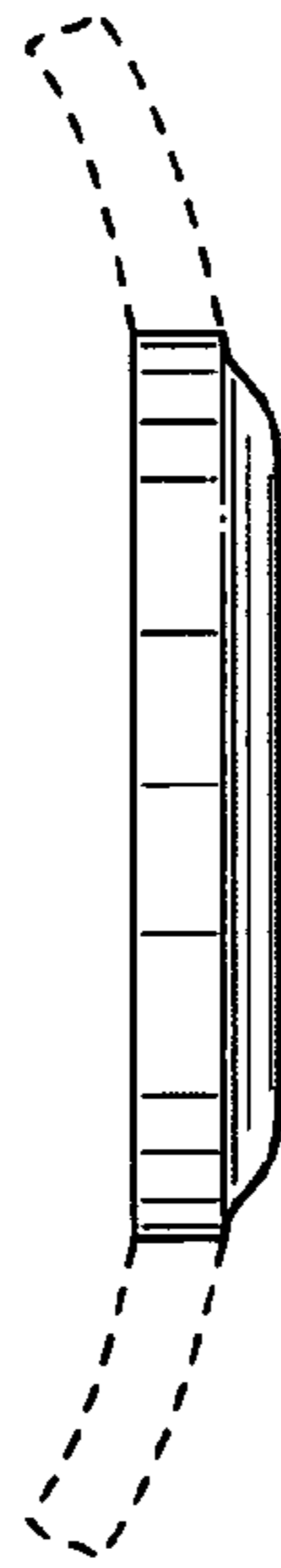


FIG. 3

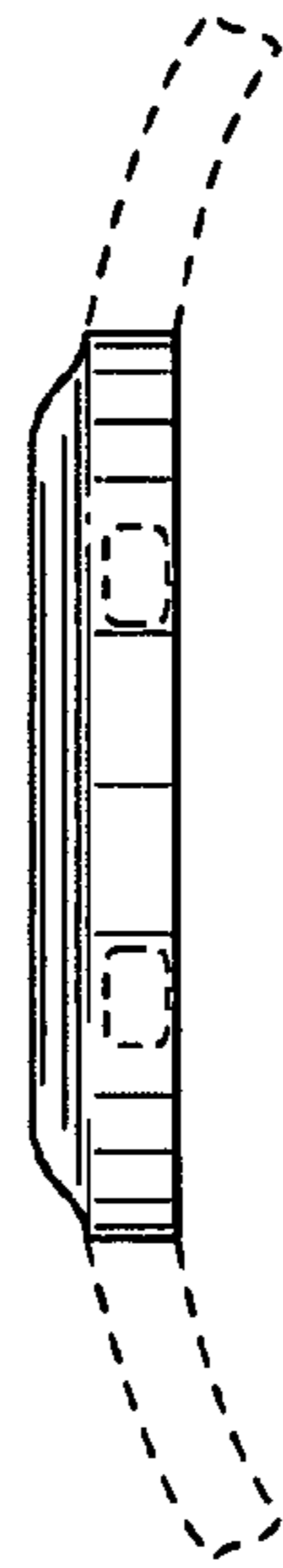


FIG. 4

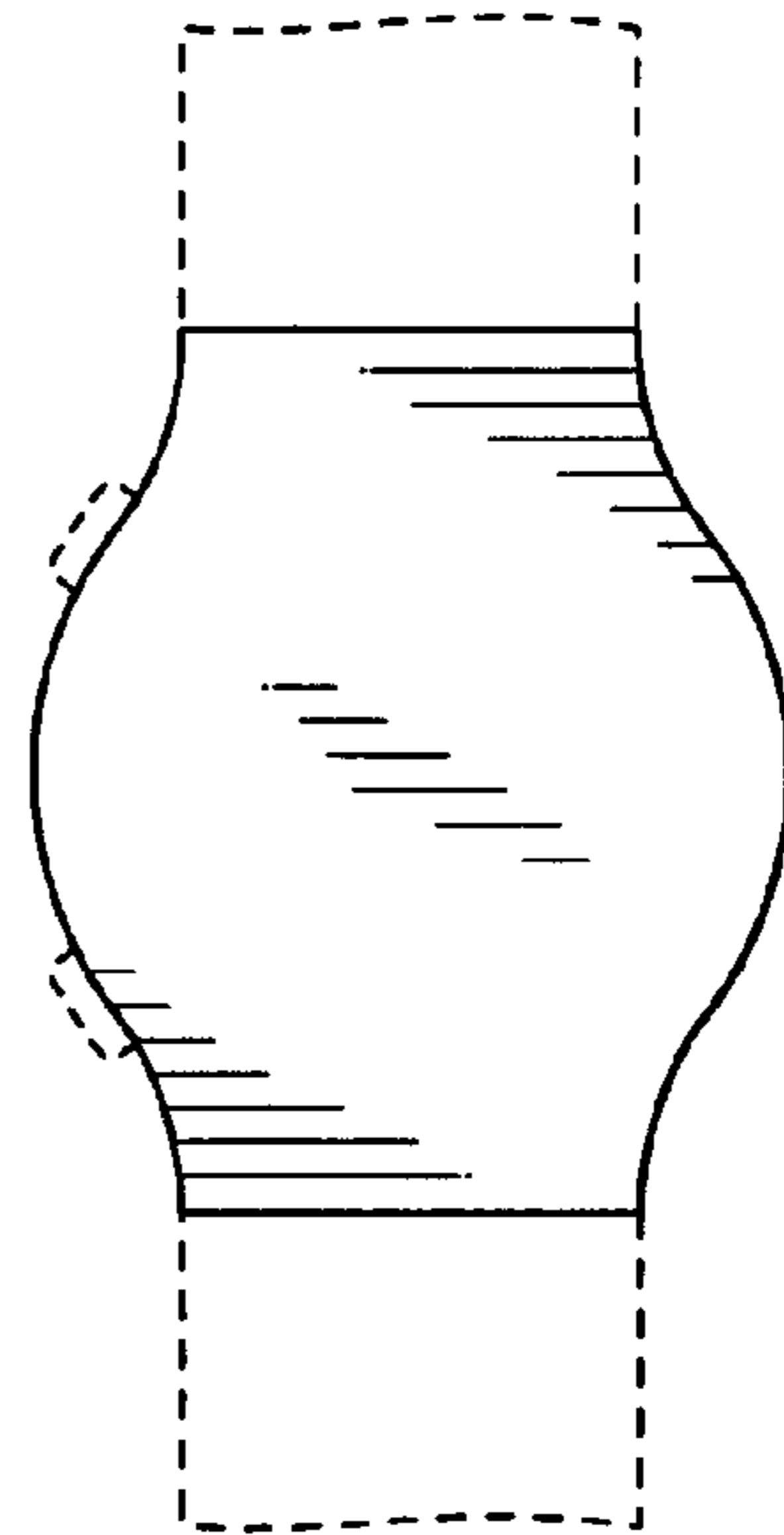


FIG. 5



FIG. 6



FIG. 7