



US00D551573S

(12) **United States Design Patent**
Yan

(10) **Patent No.:** **US D551,573 S**
(45) **Date of Patent:** **** Sep. 25, 2007**

(54) **COMBINED WATCH CASING AND PORTION OF A STRAP**

(75) Inventor: **Yiu-Fai Yan**, Yuen Long (HK)

(73) Assignee: **Timex Group B.V.** (NL)

(**) Term: **14 Years**

(21) Appl. No.: **29/239,721**

(22) Filed: **Oct. 3, 2005**

Related U.S. Application Data

(62) Division of application No. 29/219,888, filed on Dec. 22, 2004, now Pat. No. Des. 516,440.

(51) **LOC (8) Cl.** **10-02**

(52) **U.S. Cl.** **D10/32; D10/38**

(58) **Field of Classification Search** D10/30-39;
368/276-278, 281-283, 285, 21, 223, 239-242,
368/82-84, 29-30

See application file for complete search history.

(56) **References Cited**

U.S. PATENT DOCUMENTS

- D387,677 S 12/1997 Hanagata
- D394,403 S * 5/1998 Hanagata D10/38
- D394,404 S * 5/1998 Ishizaka et al. D10/38
- D395,011 S 6/1998 Hanagata
- D403,246 S * 12/1998 Hanagata D10/30
- D413,527 S * 9/1999 Hanagata D10/30
- D428,346 S * 7/2000 Goto et al. D10/30
- D452,007 S * 12/2001 Rantala D24/167
- D452,008 S * 12/2001 Komulainen D24/167
- D452,169 S * 12/2001 Syoubayashi D10/30
- D456,721 S 5/2002 Yamamoto
- 6,435,709 B2 8/2002 Hirano et al.
- D462,623 S 9/2002 Fujihara
- D472,476 S 4/2003 Ramos, Jr. et al.

- D472,477 S 4/2003 Sun
- D472,820 S 4/2003 Ditullo et al.
- D480,317 S * 10/2003 Yan D10/30
- D480,652 S * 10/2003 Streltsov D10/30
- D482,627 S 11/2003 Houlihan
- D488,389 S * 4/2004 Moriai et al. D10/30
- D489,997 S 5/2004 Houlihan
- D493,372 S 7/2004 Houlihan
- D493,373 S 7/2004 Sun
- D496,868 S * 10/2004 Yamamoto D10/30
- D503,347 S 3/2005 Houlihan
- D505,084 S 5/2005 Houlihan
- D506,683 S 6/2005 Houlihan
- D512,922 S * 12/2005 Yan D10/32
- D518,742 S * 4/2006 Yan D10/32
- D526,216 S * 8/2006 Tomimatsu D10/39

* cited by examiner

Primary Examiner—Lucy Lieberman

(74) *Attorney, Agent, or Firm*—Carmody & Torrance LLP

(57) **CLAIM**

The ornamental design for a combined watch casing and portion of a strap, as shown and described.

DESCRIPTION

FIG. 1 is a perspective view of a combined watch casing and portion of a strap showing my new design;

FIG. 2 is a top plan view thereof;

FIG. 3 is a left side elevational view thereof;

FIG. 4 is a right side elevational view thereof;

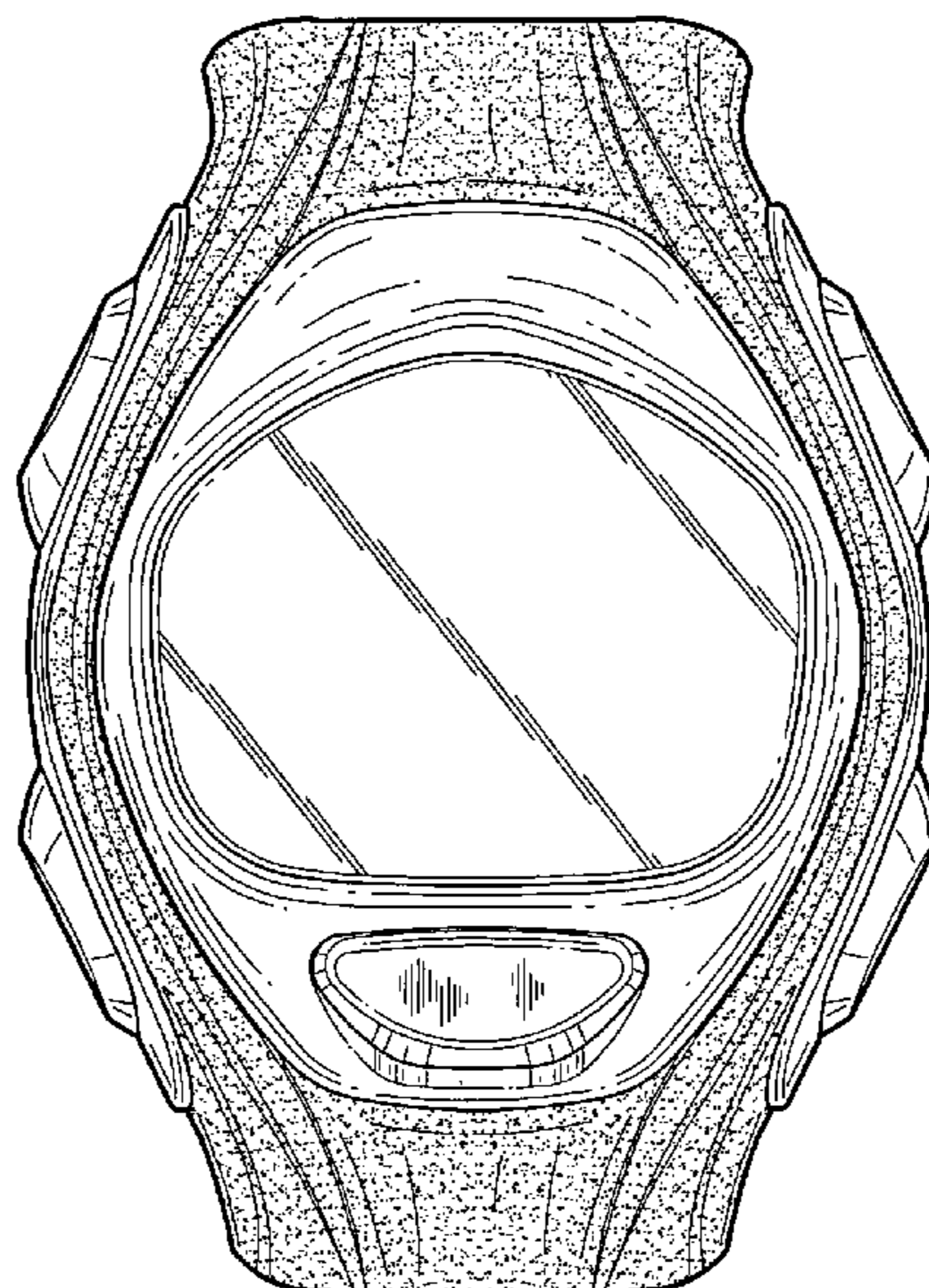
FIG. 5 is a first end elevational view thereof;

FIG. 6 is a second end elevational view thereof; and,

FIG. 7 is a bottom plan view.

The stipple shading in the drawings represents a contrast in color and/or material.

1 Claim, 3 Drawing Sheets



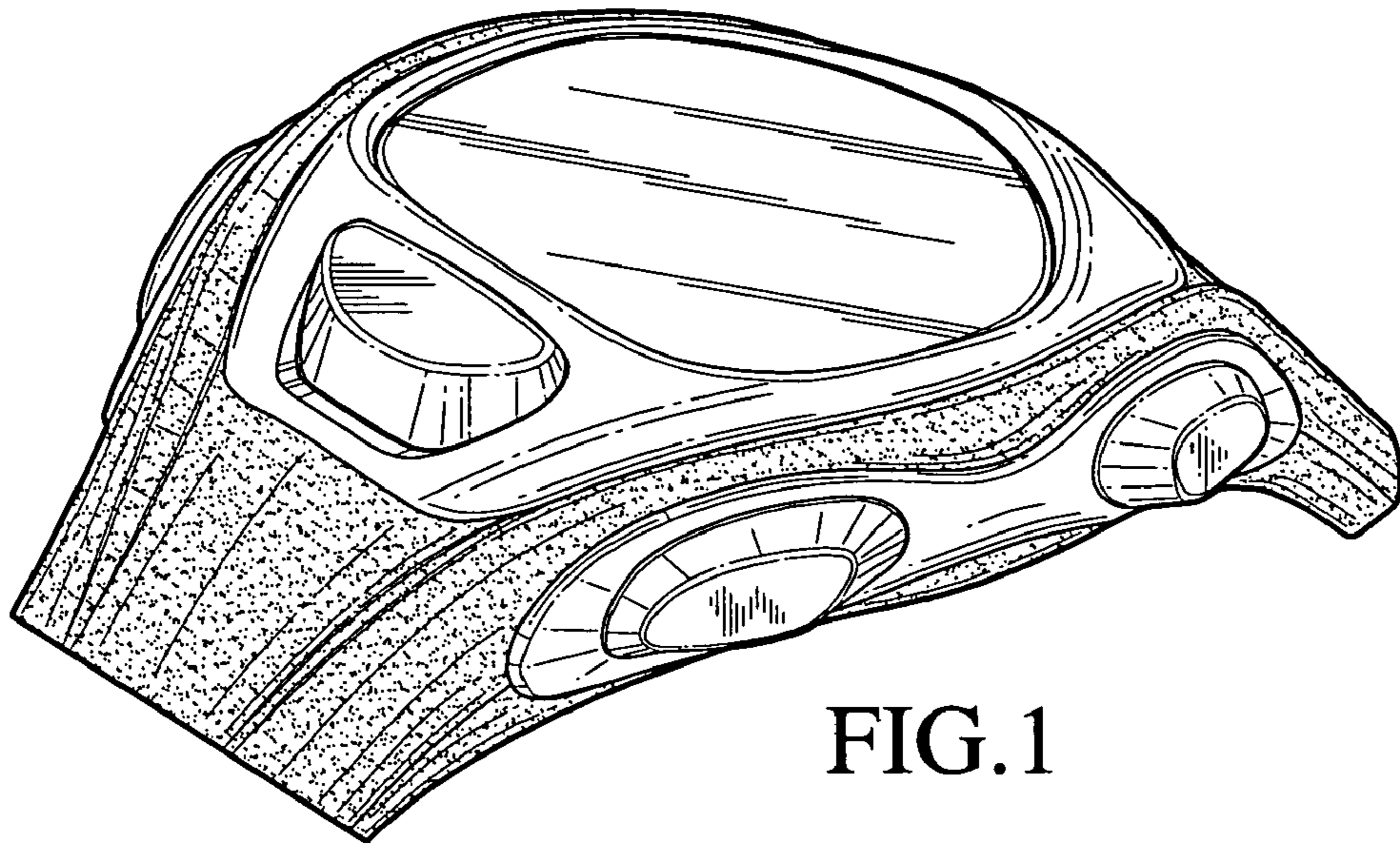


FIG. 1

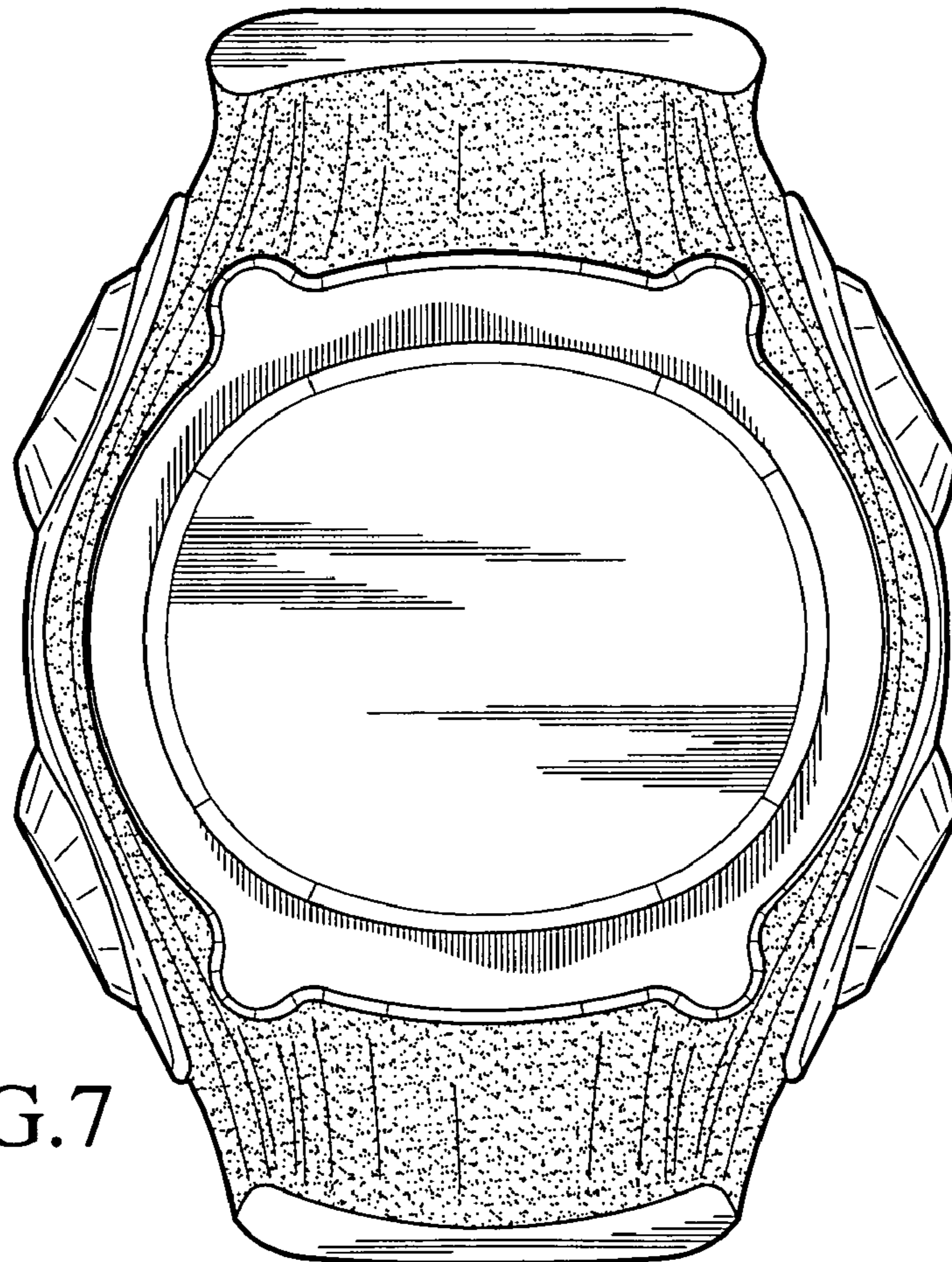


FIG. 7

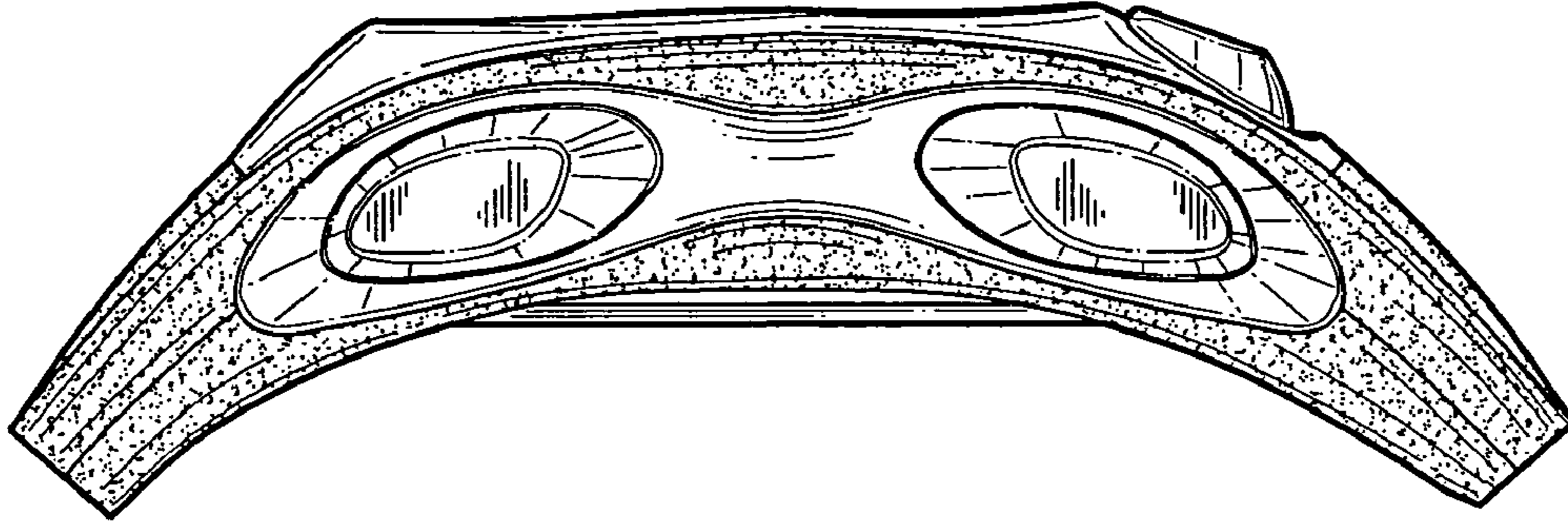


FIG.3

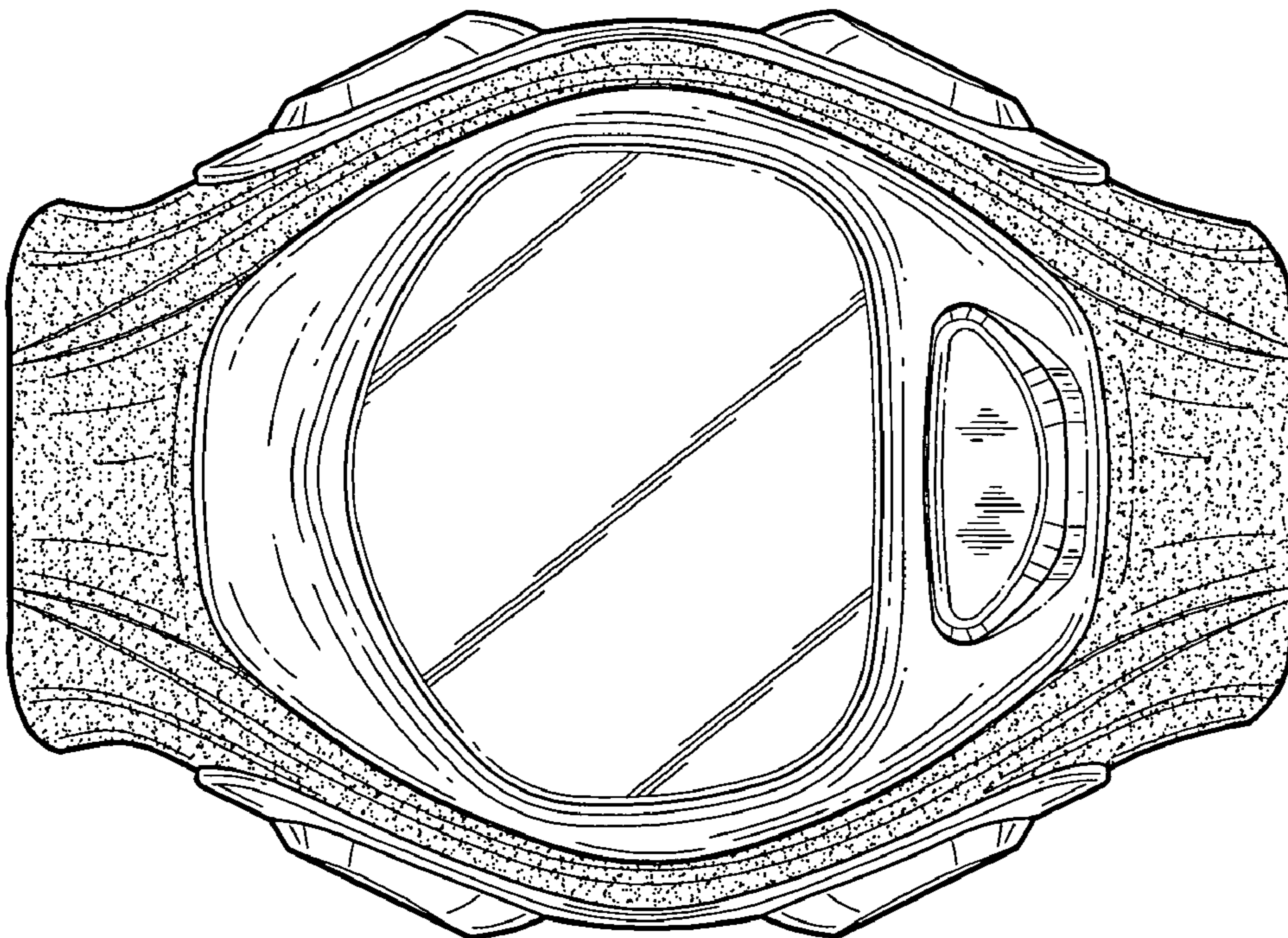


FIG.2

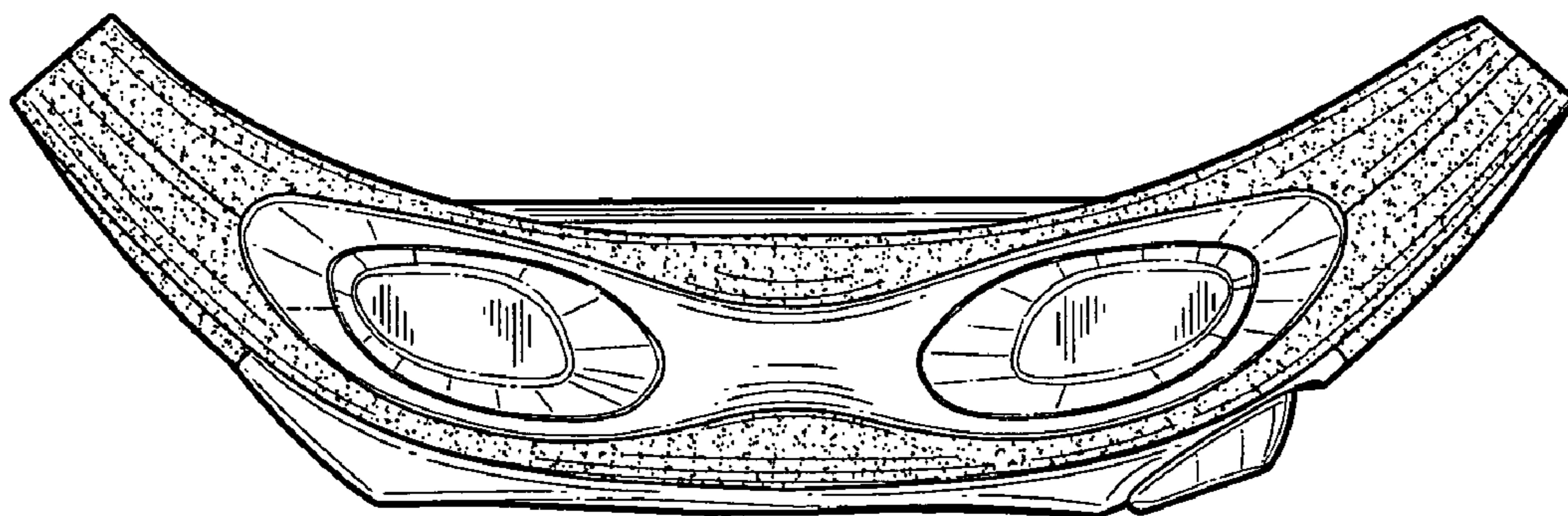


FIG. 4

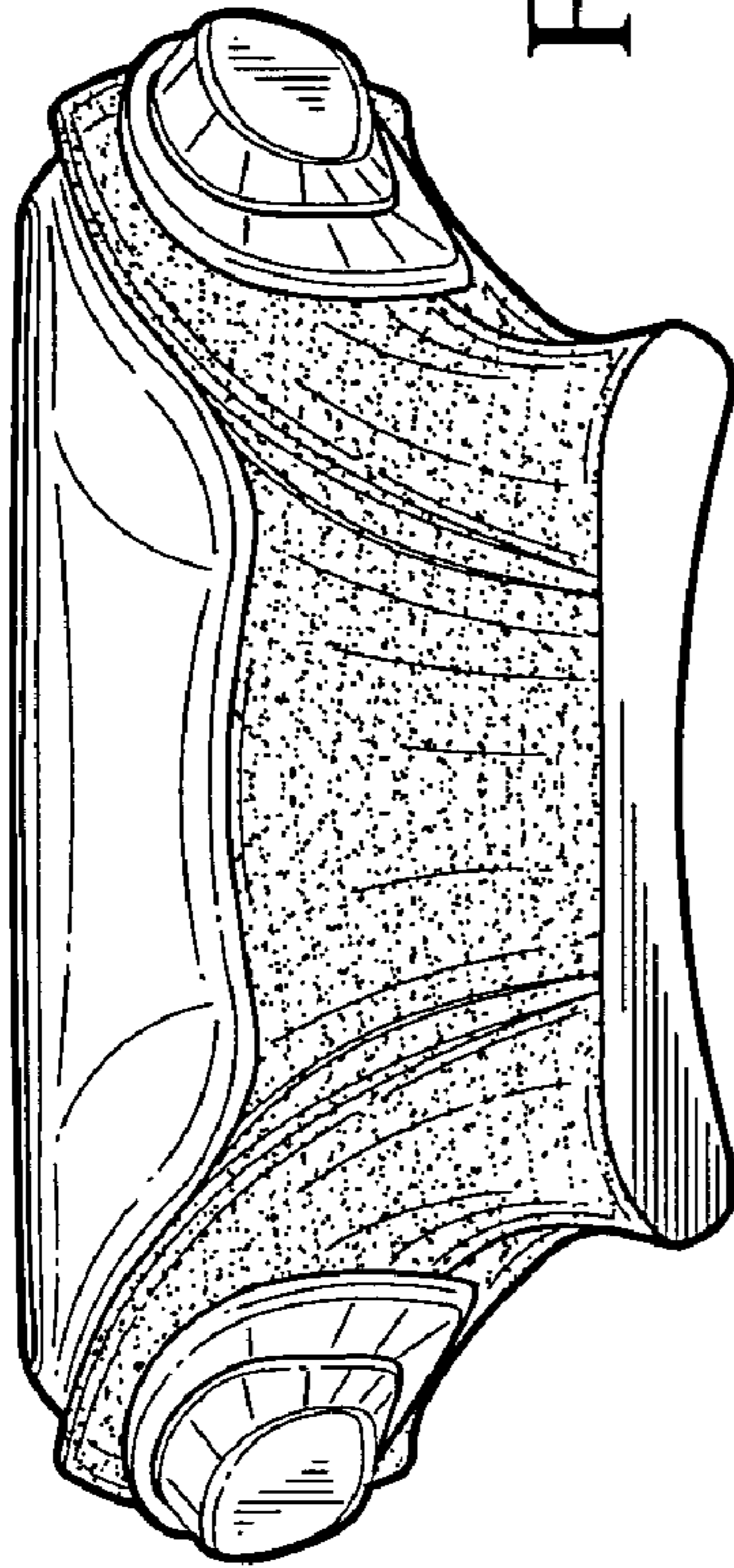


FIG. 5

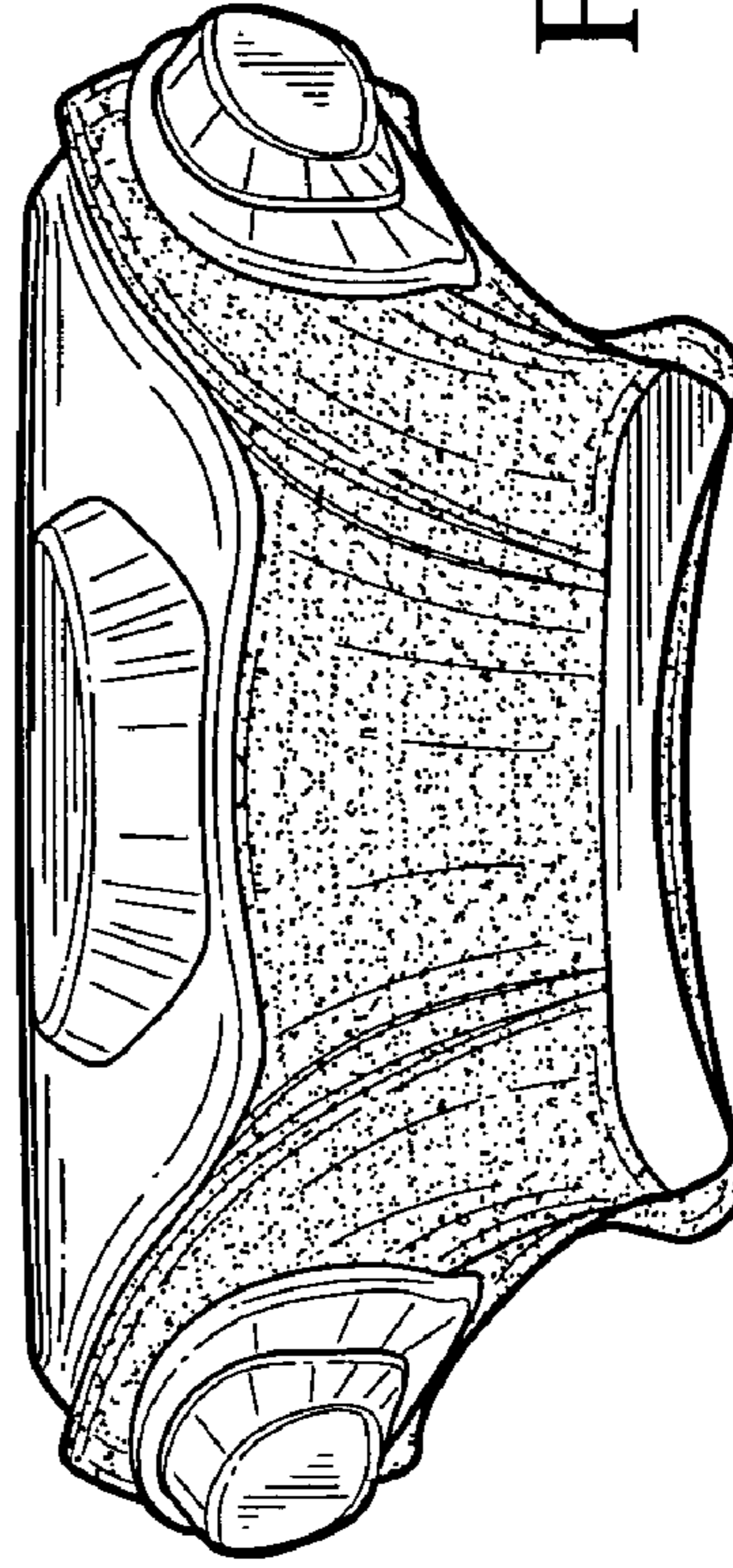


FIG. 6